

SC Annual School Report Card Summary

Blacksburg Middle School
Cherokee
Grades: 6-8 Enrollment: 402
Principal: Virgil Hampton
Superintendent: Dr. Quincie L. Moore
Board Chair: Mike Ellis

PERFORMANCE

Comprehensive detail, including definitions of ratings, performance criteria, and explanations of status, is available on www.ed.sc.gov and www.eoc.sc.gov as well as school and school district websites. Printed versions are available from school districts upon request.

| YEAR | ABSOLUTE RATING | GROWTH RATING | PALMETTO GOLD AND SILVER AWARD | | ESEA/FEDERAL ACCOUNTABILITY RATING SYSTEM | |
|------|-----------------|---------------|--------------------------------|-----------------|-------------------------------------------|--------------------------|
| | | | General Performance | Closing the Gap | ESEA Grade | Accountability Indicator |
| 2013 | Average | Good | TBD | TBD | D | N/A |
| 2012 | Average | Below Average | N/A | N/A | B | N/A |
| 2011 | Average | Average | Silver | N/A | Not Met | N/A |

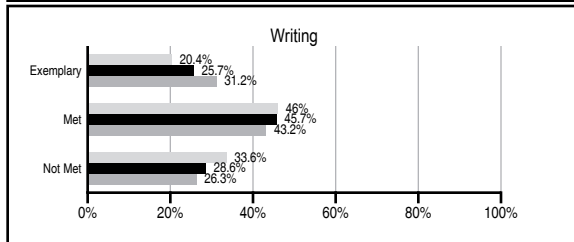
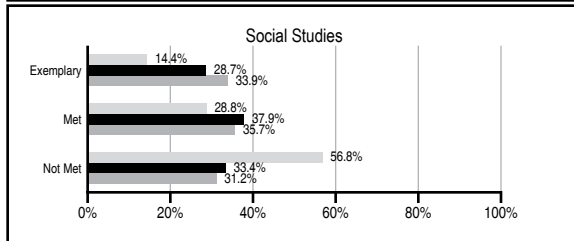
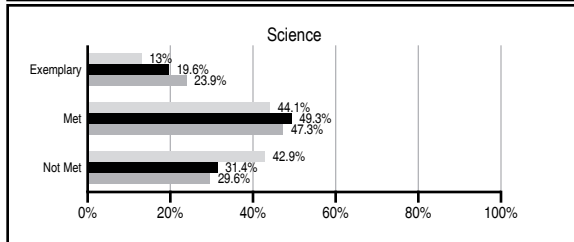
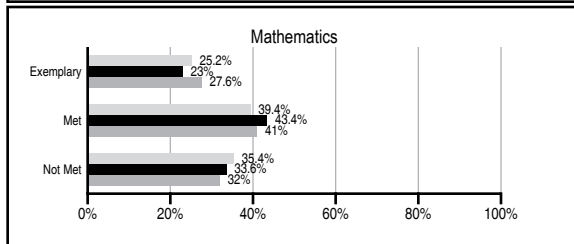
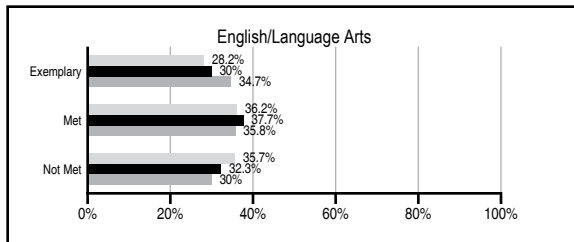
ABSOLUTE RATINGS OF MIDDLE SCHOOLS WITH STUDENTS LIKE OURS*

| EXCELLENT | GOOD | AVERAGE | BELOW AVERAGE | AT-RISK |
|-----------|------|---------|---------------|---------|
| 1 | 8 | 47 | 6 | 0 |

* Ratings are calculated with data available by 01/15/2014. Schools with Students Like Ours are Middle Schools with Poverty Indices of no more than 5% above or below the index for this school.

PASS PERFORMANCE

Our School Middle Schools with Students Like Ours Middle schools statewide



NAEP PERFORMANCE*

* Performance reported for SC and nation, data not available at school level. Percentages at NAEP Achievement Levels.



END OF COURSE TESTS - 2013

| % of students scoring 70 or above on: | Our Middle School | Middle Schools with Students Like Ours |
|---------------------------------------|-------------------|----------------------------------------|
| Algebra 1/Math for the Technologies 2 | 100.0 | 96.9 |
| English 1 | N/A | 96.2 |
| Physical Science | N/A | N/A |
| US History and the Constitution | N/A | N/A |
| All Subjects | 100.0 | 96.9 |

SC PERFORMANCE VISION

By 2020 all students will graduate with the knowledge and skills necessary to compete successfully in the global economy, participate in a democratic society and contribute positively as members of families and communities.

Abbreviations Key

N/A Not Applicable N/AV Not Available N/C Not Collected N/R Not Reported I/S Insufficient Sample TBD To be determined

Blacksburg Middle School [Cherokee]

SCHOOL PROFILE

| | Our School | Change from Last Year | Middle Schools with Students Like Ours | Median Middle School |
|------------------------------------------------------------------------------|------------|-----------------------|----------------------------------------|----------------------|
| Students (n=402) | | | | |
| Students enrolled in high school credit courses (grades 7 & 8) | 44.8% | Down from 52.8% | 21.9% | 24.6% |
| Retention rate | 0.0% | No Change | 0.8% | 0.6% |
| Attendance rate | 96.0% | No Change | 95.6% | 95.9% |
| Served by gifted and talented program | 17.5% | N/A | 17.1% | 18.5% |
| With disabilities | 11.2% | N/A | 13.9% | 13.0% |
| Older than usual for grade | 2.5% | N/A | 5.9% | 4.8% |
| Out-of-school suspensions or expulsions for violent and/or criminal offenses | 0.0% | No Change | 0.7% | 0.6% |
| Annual dropout rate | 0.0% | Down from 0.4% | 0.0% | 0.0% |
| Teachers (n=27) | | | | |
| Teachers with advanced degrees | 51.9% | Up from 46.2% | 58.7% | 61.5% |
| Continuing contract teachers | 77.8% | Up from 73.1% | 76.1% | 77.2% |
| Teachers returning from previous year | 86.0% | Up from 79.5% | 84.9% | 85.9% |
| Teacher attendance rate | 94.7% | Down from 96.1% | 94.7% | 94.9% |
| Average teacher salary* | \$46,096 | Up 5.0% | \$46,516 | \$47,313 |
| Classes not taught by highly qualified teachers | 0.0% | No Change | 1.8% | 2.0% |
| Professional development days/teacher | 10.3 days | Up from 5.4 days | 11.3 days | 10.1 days |
| School | | | | |
| Principal's years at school | 8.5 | Up from 7.0 | 6.0 | 4.0 |
| Student-teacher ratio in core subjects | 20.4 to 1 | Down from 25.8 to 1 | 21.9 to 1 | 22.1 to 1 |
| Prime instructional time | 89.3% | Down from 91.8% | 89.3% | 89.6% |
| Opportunities in the arts | Good | No Change | Good | Good |
| SACS accreditation | Yes | No Change | Yes | Yes |
| Parents attending conferences | 87.7% | Down from 96.3% | 98.3% | 99.0% |
| Character development program | Good | Down from Excellent | Good | Good |
| Dollars spent per pupil** | \$6,842 | Down 7.3% | \$7,020 | \$7,239 |
| Percent of expenditures for instruction** | 61.0% | Down from 62.2% | 62.5% | 63.0% |
| Percent of expenditures for teacher salaries** | 60.0% | Down from 61.7% | 59.5% | 61.0% |
| ESEA composite index score | 67.6 | Down from 85.4 | 80.8 | 83.5 |

* Length of contract = 185+ days.

** Prior year audited financial data available.

EVALUATION RESULTS

| | Teachers | Students* | Parents* |
|--------------------------------------------------------|----------|-----------|----------|
| Number of surveys returned | 19 | 116 | 38 |
| Percent satisfied with learning environment | 89.5% | 73.2% | 81.6% |
| Percent satisfied with social and physical environment | 100% | 80% | 84.2% |
| Percent satisfied with school-home relations | 94.4% | 85.2% | 71% |

*Only students at the highest middle school grade level at this school and their parents were included.

REPORT OF PRINCIPAL AND SCHOOL IMPROVEMENT COUNCIL

Each year the faculty and staff strive to raise the academic, social, emotional, and physical development of each student to their greatest potential. We monitor the academic efforts of students, teachers, and parents by analyzing the data from district, state (PASS), and national (MAP) assessments. This year we began implementing the Common Core State Standards, Response to Intervention, after school tutoring, a student mentor program, and the Cherokee County Know(2) Initiative. In addition to academics, we encourage students to do their best in extra-curricular activities and assignments. The students at Blacksburg Middle School have been recognized for many of their accomplishments including five Junior Scholars, one Duke TIP student; additionally we had several award winning writers, artists, band students, and athletes. Thirty-eight students took the Algebra I End of Course and received passing scores. Also, the BMS Academic Challenge Team, Battle of the Brains Team, and Robotics Competition Team performed well in challenges and competitions.

Tina Toney was recognized as the Teacher of the Year. Angie Blanton was recognized as the Reading Teacher of the Year. We appreciate the hard work and dedication of all of our faculty, staff, parents, and community members. Every stakeholder has an important role to play in helping our students and school achieve the best.

Blacksburg Middle School strives to teach students about community service and the importance of being philanthropists. BMS is a Green Step School, focused on reducing our carbon footprint; our school and community collected tabs for the Shriners Hospital for Children; students, faculty, and staff participated in Operation Christmas Child (OCC) by collecting shoeboxes and volunteer services at the OCC collection center; as well as, raised money for Meals on Wheels and Relay for Life.

Blacksburg Middle School is committed to excellence in education. We are working diligently to ensure our students follow the 5R's: Respect, Responsible, Relationships, Ready, and Reliable.

Mrs. Tina Wright, School Improvement Council chairperson
Mr. Virgil Hampton, Principal

Comprehensive detail, including definitions of ratings, performance criteria, and explanations of status, is available on www.ed.sc.gov and www.eoc.sc.gov as well as school and school district websites.

Printed versions are available from school districts upon request.

Abbreviations Key

N/A Not Applicable N/AV Not Available N/C Not Collected N/R Not Reported I/S Insufficient Sample TBD To be determined

NI Newly Identified CSI Continuing School Improvement CA Corrective Action RP Plan to Restructure R Restructure DELAY School Improvement Status HOLD School Improvement Status