



# SC Annual School Report Card Summary

Granard Middle School  
 Cherokee  
 Grades: 6-8 Enrollment: 590  
 Principal: Dr. J. Mark Bunch  
 Superintendent: Dr. Quincie L. Moore  
 Board Chair: Mike Ellis

## PERFORMANCE

Comprehensive detail, including definitions of ratings, performance criteria, and explanations of status, is available on [www.ed.sc.gov](http://www.ed.sc.gov) and [www.eoc.sc.gov](http://www.eoc.sc.gov) as well as school and school district websites. Printed versions are available from school districts upon request.

YEAR	ABSOLUTE RATING	GROWTH RATING	PALMETTO GOLD AND SILVER AWARD		ESEA/FEDERAL ACCOUNTABILITY RATING SYSTEM	
			General Performance	Closing the Gap	ESEA Grade	Accountability Indicator
2013	Good	Good	TBD	TBD	B	N/A
2012	Average	Good	Silver	Silver	A	N/A
2011	Average	Average	Silver	N/A	Not Met	N/A

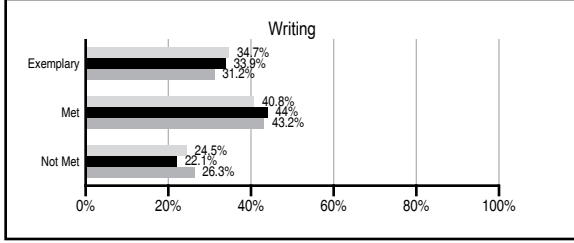
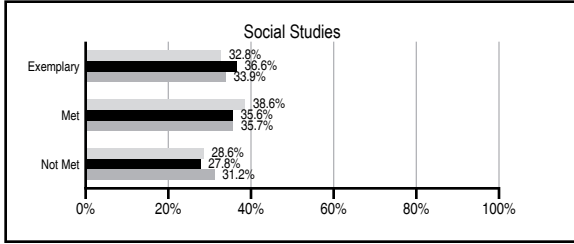
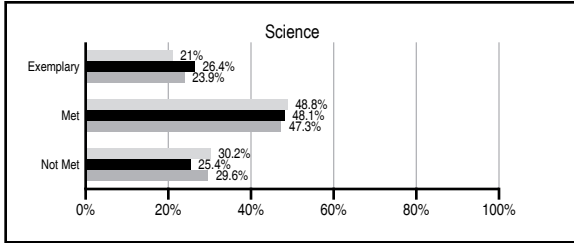
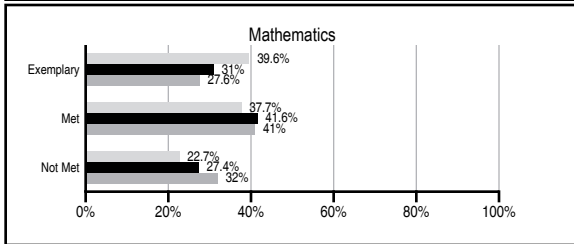
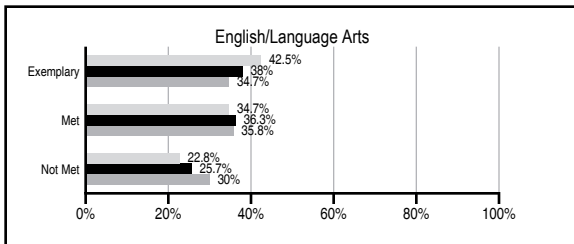
## ABSOLUTE RATINGS OF MIDDLE SCHOOLS WITH STUDENTS LIKE OURS\*

EXCELLENT	GOOD	AVERAGE	BELOW AVERAGE	AT-RISK
7	21	23	1	1

\* Ratings are calculated with data available by 01/15/2014. Schools with Students Like Ours are Middle Schools with Poverty Indices of no more than 5% above or below the index for this school.

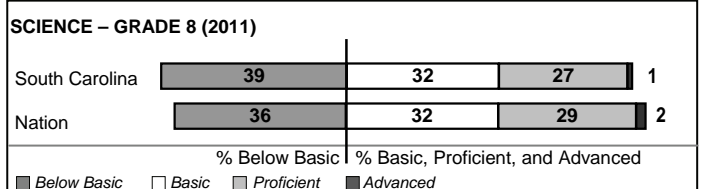


## PASS PERFORMANCE

Our School Middle Schools with Students Like Ours Middle schools statewide



## NAEP PERFORMANCE\*

\* Performance reported for SC and nation, data not available at school level. Percentages at NAEP Achievement Levels.



## END OF COURSE TESTS - 2013

% of students scoring 70 or above on:	Our Middle School	Middle Schools with Students Like Ours
Algebra 1/Math for the Technologies 2	100.0	95.6
English 1	N/A	92.9
Physical Science	N/A	N/A
US History and the Constitution	N/A	N/A
All Subjects	100.0	95.0

## SC PERFORMANCE VISION

*By 2020 all students will graduate with the knowledge and skills necessary to compete successfully in the global economy, participate in a democratic society and contribute positively as members of families and communities.*

### Abbreviations Key

N/A Not Applicable N/AV Not Available N/C Not Collected N/R Not Reported I/S Insufficient Sample TBD To be determined

# Granard Middle School [Cherokee]

## SCHOOL PROFILE

	Our School	Change from Last Year	Middle Schools with Students Like Ours	Median Middle School
<b>Students (n=590)</b>				
Students enrolled in high school credit courses (grades 7 & 8)	49.8%	Down from 50.0%	28.3%	24.6%
Retention rate	0.5%	Up from 0.3%	0.5%	0.6%
Attendance rate	95.8%	Down from 96.2%	96.0%	95.9%
Served by gifted and talented program	26.9%	N/A	20.9%	18.5%
With disabilities	7.8%	N/A	12.4%	13.0%
Older than usual for grade	1.5%	N/A	4.6%	4.8%
Out-of-school suspensions or expulsions for violent and/or criminal offenses	0.0%	No Change	0.9%	0.6%
Annual dropout rate	0.0%	No Change	0.0%	0.0%
<b>Teachers (n=36)</b>				
Teachers with advanced degrees	69.4%	Down from 74.3%	62.9%	61.5%
Continuing contract teachers	83.3%	Up from 82.9%	82.9%	77.2%
Teachers returning from previous year	90.8%	Up from 90.1%	88.6%	85.9%
Teacher attendance rate	95.4%	Down from 95.5%	94.7%	94.9%
Average teacher salary*	\$49,378	Up 1.2%	\$48,237	\$47,313
Classes not taught by highly qualified teachers	0.0%	No Change	0.0%	2.0%
Professional development days/teacher	8.7 days	Down from 8.9 days	10.2 days	10.1 days
<b>School</b>				
Principal's years at school	3.0	Up from 2.0	3.0	4.0
Student-teacher ratio in core subjects	16.2 to 1	No Change	22.6 to 1	22.1 to 1
Prime instructional time	89.9%	Down from 90.1%	89.8%	89.6%
Opportunities in the arts	Good	No Change	Good	Good
SACS accreditation	Yes	No Change	Yes	Yes
Parents attending conferences	99.5%	Up from 98.3%	99.0%	99.0%
Character development program	Excellent	No Change	Excellent	Good
Dollars spent per pupil**	\$5,970	Down 3.1%	\$6,999	\$7,239
Percent of expenditures for instruction**	69.0%	Up from 66.9%	64.0%	63.0%
Percent of expenditures for teacher salaries**	67.0%	Up from 66.6%	61.0%	61.0%
ESEA composite index score	86.1	Down from 90.9	87.2	83.5

\* Length of contract = 185+ days.

\*\* Prior year audited financial data available.

## REPORT OF PRINCIPAL AND SCHOOL IMPROVEMENT COUNCIL

This has been a very successful year at Granard Middle School. Our teachers and staff worked diligently to provide a nurturing and academically challenging environment. We had 21 Junior Scholars this year which is up from 17 last year. Our Seventh Grade Quiz Bowl Team won first place in the Old English Consortium Competition; a first for Cherokee County! Our school received a Project Unify Grant which is an education-based project that uses sports and education programs to foster respect, dignity and advocacy for people with intellectual disabilities. Granard Middle is very proud to have our Lego Robotics Team qualify for the state competition. Our students participated in Regional Band, as well as having successful seasons in football, volleyball, and basketball. Our School Report Card score was an "A" and Granard Middle School received the Palmetto Silver Award from the South Carolina Department of Education for test score improvement! Students and staff participated in Writing Across the Curriculum. This was a tremendous success. We continued to stress technology implementation in the classrooms and held school-based training sessions. Additionally, our staff participated in a variety of meaningful professional development opportunities in order to improve classroom performance. Granard Middle is in the second year of Positive Behavioral Intervention and Supports (PBIS). We continue to be committed to providing a quality educational experience for every student.

Dr. Mark Bunch, Principal  
Joyce Logan, SIC Chair

## EVALUATION RESULTS

	Teachers	Students*	Parents*
Number of surveys returned	21	171	97
Percent satisfied with learning environment	100%	80.7%	92.8%
Percent satisfied with social and physical environment	95.3%	81.9%	81.4%
Percent satisfied with school-home relations	95%	88.9%	89.5%

\*Only students at the highest middle school grade level at this school and their parents were included.

Comprehensive detail, including definitions of ratings, performance criteria, and explanations of status, is available on [www.ed.sc.gov](http://www.ed.sc.gov) and [www.eoc.sc.gov](http://www.eoc.sc.gov) as well as school and school district websites.

Printed versions are available from school districts upon request.

### Abbreviations Key

N/A Not Applicable N/AV Not Available N/C Not Collected N/R Not Reported I/S Insufficient Sample TBD To be determined  
NI Newly Identified CSI Continuing School Improvement CA Corrective Action RP Plan to Restructure R Restructure DELAY School Improvement Status HOLD School Improvement Status