



SC Annual School Report Card Summary

Charleston Charter School for Math and Science
 Charleston
 Grades: 6-12 Enrollment: 454
 Principal: Michael A. Stagliano
 Superintendent: Dr. Nancy J. McGinley
 Board Chair: Mrs. Cindy Bohn Coats

PERFORMANCE

Comprehensive detail, including definitions of ratings, performance criteria, and explanations of status, is available on www.ed.sc.gov and www.eoc.sc.gov as well as school and school district websites. Printed versions are available from school districts upon request.

YEAR	ABSOLUTE RATING	GROWTH RATING	PALMETTO GOLD AND SILVER AWARD		ESEA/FEDERAL ACCOUNTABILITY RATING SYSTEM	
			General Performance	Closing the Gap	ESEA Grade	Accountability Indicator
2013	Good	Average	TBD	TBD	A	N/A
2012	Average	Average	N/A	N/A	A	N/A
2011	Average	Average	Silver	N/A	Not Met	N/A

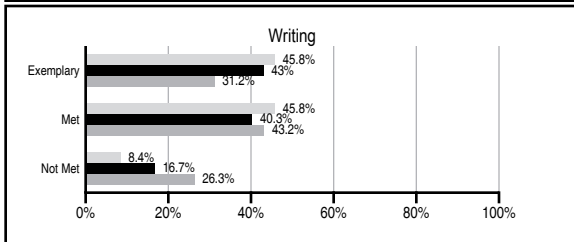
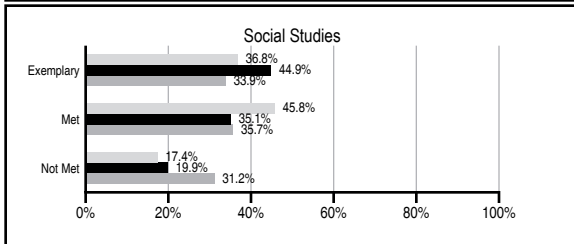
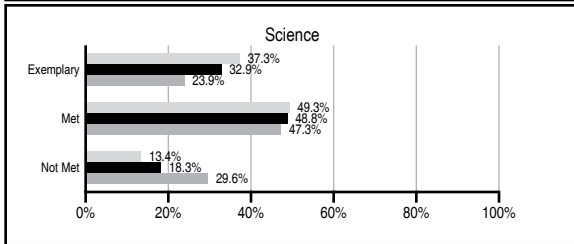
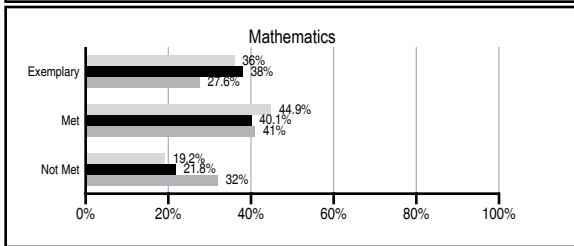
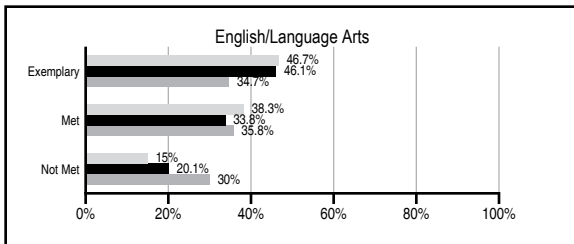
ABSOLUTE RATINGS OF MIDDLE SCHOOLS WITH STUDENTS LIKE OURS*

EXCELLENT	GOOD	AVERAGE	BELOW AVERAGE	AT-RISK
19	7	6	0	0

* Ratings are calculated with data available by 01/15/2014. Schools with Students Like Ours are Middle Schools with Poverty Indices of no more than 5% above or below the index for this school.

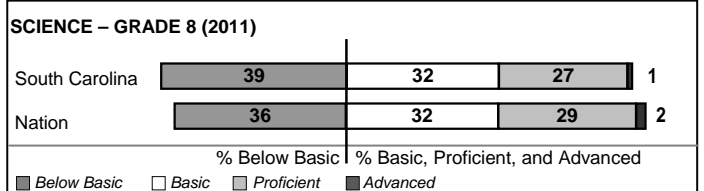


PASS PERFORMANCE

Our School Middle Schools with Students Like Ours Middle schools statewide



NAEP PERFORMANCE*

* Performance reported for SC and nation, data not available at school level. Percentages at NAEP Achievement Levels.



END OF COURSE TESTS - 2013

% of students scoring 70 or above on:	Our Middle School	Middle Schools with Students Like Ours
Algebra 1/Math for the Technologies 2	68.6	95.7
English 1	N/A	95.7
Physical Science	N/A	N/A
US History and the Constitution	N/A	N/A
All Subjects	68.6	95.9

SC PERFORMANCE VISION

By 2020 all students will graduate with the knowledge and skills necessary to compete successfully in the global economy, participate in a democratic society and contribute positively as members of families and communities.

Abbreviations Key

N/A Not Applicable N/AV Not Available N/C Not Collected N/R Not Reported I/S Insufficient Sample TBD To be determined

SCHOOL PROFILE

	Our School	Change from Last Year	Middle Schools with Students Like Ours	Median Middle School
Students (n=454)				
Students enrolled in high school credit courses (grades 7 & 8)	48.3%	Down from 48.6%	37.6%	24.6%
Retention rate	1.8%	Down from 2.2%	0.4%	0.6%
Attendance rate	97.5%	Up from 96.6%	96.6%	95.9%
Served by gifted and talented program	38.6%	N/A	27.8%	18.5%
With disabilities	5.1%	N/A	11.3%	13.0%
Older than usual for grade	3.2%	N/A	2.7%	4.8%
Out-of-school suspensions or expulsions for violent and/or criminal offenses	0.7%	Down from 2.6%	0.4%	0.6%
Annual dropout rate	0.0%	No Change	0.0%	0.0%
Teachers (n=35)				
Teachers with advanced degrees	68.6%	Up from 52.6%	65.2%	61.5%
Continuing contract teachers	42.9%	Up from 34.2%	79.0%	77.2%
Teachers returning from previous year	69.2%	Down from 69.5%	88.3%	85.9%
Teacher attendance rate	97.6%	Down from 99.5%	95.3%	94.9%
Average teacher salary*	\$39,863	Up 2.9%	\$49,047	\$47,313
Classes not taught by highly qualified teachers	20.3%	Down from 60.6%	2.2%	2.0%
Professional development days/teacher	6.0 days	No Change	10.6 days	10.1 days
School				
Principal's years at school	1.0	Down from 2.0	4.0	4.0
Student-teacher ratio in core subjects	18.8 to 1	Up from 18.7 to 1	24.2 to 1	22.1 to 1
Prime instructional time	93.7%	Down from 95.7%	90.5%	89.6%
Opportunities in the arts	Fair	Down from Good	Excellent	Good
SACS accreditation	Yes	No Change	Yes	Yes
Parents attending conferences	39.2%	Down from 97.7%	98.5%	99.0%
Character development program	Good	No Change	Good	Good
Dollars spent per pupil**	\$8,184	Up 21.3%	\$6,810	\$7,239
Percent of expenditures for instruction**	57.0%	Down from 60.0%	65.0%	63.0%
Percent of expenditures for teacher salaries**	53.0%	Down from 54.2%	63.0%	61.0%
ESEA composite index score	98.5	Up from 93.3	88.5	83.5

* Length of contract = 185+ days.

** Prior year audited financial data available.

EVALUATION RESULTS

	Teachers	Students*	Parents*
Number of surveys returned	N/A	62	22
Percent satisfied with learning environment	N/A	64.5%	100%
Percent satisfied with social and physical environment	N/A	80.9%	90.4%
Percent satisfied with school-home relations	N/A	88.9%	95.5%

*Only students at the highest middle school grade level at this school and their parents were included.

REPORT OF PRINCIPAL AND SCHOOL IMPROVEMENT COUNCIL

CCSMS, a racially diverse peninsula charter school in an urban setting, exposes students to a challenging and rigorous STEM career-based curriculum helping them to become college and career ready. The school's mission embodies the principles advocated by the original founders: "to educate students for success in college and careers by providing an innovative learning environment that is academically excellent, developmentally responsive, and socially equitable." The 2012-13 school year proved to be landmark with the approval of the ten-year charter renewal and the move into the Rivers Educational Center.

Our math and science intense curriculum is the primary focus. The middle school curriculum is designed to build a strong foundation and appreciation for the interrelationship between the two through the use of interactive technology, classroom projects, and project-based learning. The platform for the high school curriculum in math and science is Project Lead the Way (PLTW). Students have the option of selecting challenging STEM courses centered on careers in Engineering/Architecture, Business/Entrepreneurship, Biomedical Sciences, and Education. Career Cluster classes include PLTW Engineering, PLTW Biomedical, and YES Carolina! Business Entrepreneurship and Teacher Cadet. Both middle and high curriculums are supplemented with a two-week Spring Term, including concentrated classes in math and science with career exploration, for which students receive high school credit. Electives offered throughout the year include astronomy, science enrichment, Lego robotics, marine science, medical terminology, psychology, art, and music. All CCSMS students enrolled in 8th-12th grade participate in Individualized Graduation Plan meetings. PASS and EOC exam results have shown continued growth.

As always, PTO membership was at 100% for both faculty and parents, demonstrating their commitment and dedication to the success of CCSMS. This dedication is parallel with the after-school clubs and school activities sponsored by parents and students. After-school clubs included Academic Bowl, Student Government, Yugioh, Lego Robotics, Model Rocket, and Boys to Gentlemen. School activities included a Math and Science night, a Fall Festival, Choral Spring Ensemble collaboration with Laing Middle, and a Chili Cook-off. Afternoon Academy continued in grades 6-12 with small group tutoring. Scholarships were offered to families unable to pay for the services. Before school, students had access to computer labs and academic assistance.

CCSMS is a member of the SCHSL; teams in basketball, tennis, volleyball, cross-country, track, and soccer participated at JV & varsity levels. The Varsity Girls' Volleyball team and Varsity Co-Ed Soccer teams both won back-to-back regional titles. Swimming and middle school football were added this year.

CCSMS leads the way in technology, with SmartBoards in every classroom. Both PC and Macintosh labs as well as iPads are available for instruction. Our math classes use the TI InSpire and Navigator system for calculators. CCSMS uses staff and student email accounts, the PowerSchool online grade-book, and AlertNow for communication.

Michael A. Stagliano, Ph.D., Principal

Comprehensive detail, including definitions of ratings, performance criteria, and explanations of status, is available on www.ed.sc.gov and www.eoc.sc.gov as well as school and school district websites.

Printed versions are available from school districts upon request.

Abbreviations Key

N/A Not Applicable N/AV Not Available N/C Not Collected N/R Not Reported I/S Insufficient Sample TBD To be determined
 NI Newly Identified CSI Continuing School Improvement CA Corrective Action RP Plan to Restructure R Restructure DELAY School Improvement Status HOLD School Improvement Status