



SC Annual School Report Card Summary

East Cooper Montessori Charter School
 Charleston
 Grades: 1-8 Enrollment: 256
 Principal: Jody Swanigan
 Superintendent: Dr. Nancy J. McGinley
 Board Chair: Mrs. Cindy Bohn Coats

PERFORMANCE

Comprehensive detail, including definitions of ratings, performance criteria, and explanations of status, is available on www.ed.sc.gov and www.eoc.sc.gov as well as school and school district websites. Printed versions are available from school districts upon request.

YEAR	ABSOLUTE RATING	GROWTH RATING	PALMETTO GOLD AND SILVER AWARD		ESEA/FEDERAL ACCOUNTABILITY RATING SYSTEM	
			General Performance	Closing the Gap	ESEA Grade	Accountability Indicator
2013	Excellent	Good	TBD	TBD	A	N/A
2012	Excellent	Excellent	Gold	N/A	A	N/A
2011	Excellent	Excellent	Gold	N/A	Met	N/A

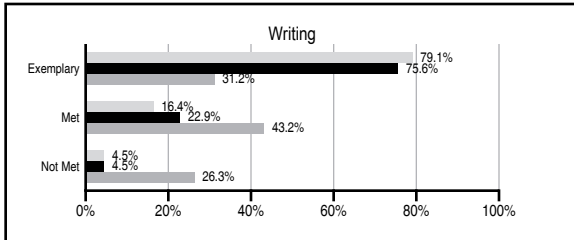
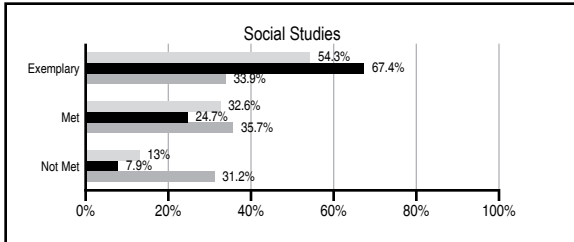
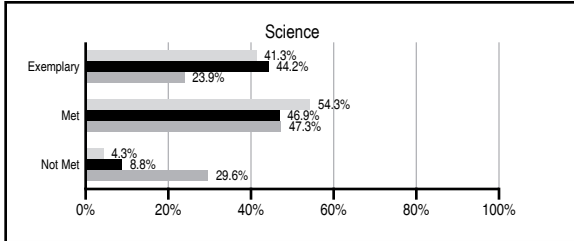
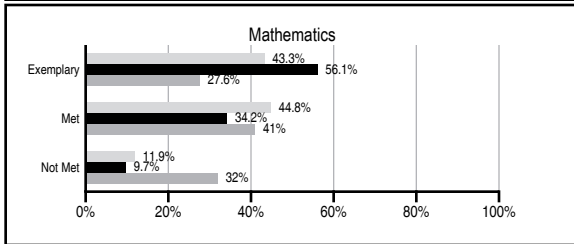
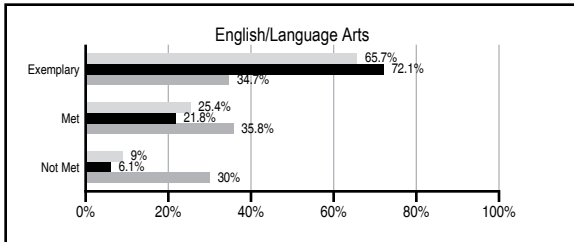
ABSOLUTE RATINGS OF MIDDLE SCHOOLS WITH STUDENTS LIKE OURS*

EXCELLENT	GOOD	AVERAGE	BELOW AVERAGE	AT-RISK
3	0	0	0	0

* Ratings are calculated with data available by 01/15/2014. Schools with Students Like Ours are Middle Schools with Poverty Indices of no more than 5% above or below the index for this school.

PASS PERFORMANCE

Our School Middle Schools with Students Like Ours Middle schools statewide



NAEP PERFORMANCE*

* Performance reported for SC and nation, data not available at school level. Percentages at NAEP Achievement Levels.



END OF COURSE TESTS - 2013

% of students scoring 70 or above on:	Our Middle School	Middle Schools with Students Like Ours
Algebra 1/Math for the Technologies 2	94.4	97.2
English 1	N/A	N/A
Physical Science	N/A	N/A
US History and the Constitution	N/A	N/A
All Subjects	94.4	97.2

SC PERFORMANCE VISION

By 2020 all students will graduate with the knowledge and skills necessary to compete successfully in the global economy, participate in a democratic society and contribute positively as members of families and communities.

Abbreviations Key

N/A Not Applicable N/AV Not Available N/C Not Collected N/R Not Reported I/S Insufficient Sample TBD To be determined

East Cooper Montessori Charter School [Charleston]

SCHOOL PROFILE

	Our School	Change from Last Year	Middle Schools with Students Like Ours	Median Middle School
Students (n=256)				
Students enrolled in high school credit courses (grades 7 & 8)	66.7%	Up from 56.0%	47.1%	24.6%
Retention rate	0.4%	Down from 0.8%	0.0%	0.6%
Attendance rate	96.8%	Down from 96.9%	97.1%	95.9%
Served by gifted and talented program	40.4%	N/A	51.1%	18.5%
With disabilities	11.6%	N/A	8.3%	13.0%
Older than usual for grade	0.0%	N/A	0.0%	4.8%
Out-of-school suspensions or expulsions for violent and/or criminal offenses	0.0%	No Change	0.0%	0.6%
Annual dropout rate	0.0%	No Change	0.0%	0.0%
Teachers (n=19)				
Teachers with advanced degrees	31.6%	Down from 33.3%	40.0%	61.5%
Continuing contract teachers	57.9%	Up from 44.4%	57.9%	77.2%
Teachers returning from previous year	94.9%	Up from 86.5%	91.1%	85.9%
Teacher attendance rate	93.1%	Down from 98.3%	93.7%	94.9%
Average teacher salary*	\$42,458	Down 1.3%	\$45,894	\$47,313
Classes not taught by highly qualified teachers	35.2%	Up from 33.3%	35.2%	2.0%
Professional development days/teacher	11.2 days	Down from 11.9 days	10.0 days	10.1 days
School				
Principal's years at school	10.0	Up from 9.0	1.0	4.0
Student-teacher ratio in core subjects	23.2 to 1	Up from 6.4 to 1	23.2 to 1	22.1 to 1
Prime instructional time	90.8%	Down from 95.4%	90.8%	89.6%
Opportunities in the arts	Good	No Change	Good	Good
SACS accreditation	No	No Change	No	Yes
Parents attending conferences	100.0%	No Change	100.0%	99.0%
Character development program	Excellent	Up from Good	Excellent	Good
Dollars spent per pupil**	\$8,608	Up 1.4%	\$8,608	\$7,239
Percent of expenditures for instruction**	66.0%	Up from 64.0%	63.5%	63.0%
Percent of expenditures for teacher salaries**	54.0%	Up from 52.4%	57.5%	61.0%
ESEA composite index score	98.5	Down from 100.0	100.0	83.5

* Length of contract = 185+ days.

** Prior year audited financial data available.

EVALUATION RESULTS

	Teachers	Students*	Parents*
Number of surveys returned	13	13	24
Percent satisfied with learning environment	100%	84.6%	100%
Percent satisfied with social and physical environment	100%	92.4%	100%
Percent satisfied with school-home relations	100%	92.3%	95.8%

*Only students at the highest middle school grade level at this school and their parents were included.

REPORT OF PRINCIPAL AND SCHOOL IMPROVEMENT COUNCIL

Guided by the principles of Maria Montessori, East Cooper Montessori Charter School (ECMCS) offers an authentic Montessori education to elementary and middle school students in the Charleston County public school system.

The mission of ECMCS, in part, is to provide a rigorous Montessori education that guides children toward academic excellence and a lifelong love of learning. The school fulfills this aspect of its mission by offering an enriched and cultural curriculum that incorporates and extends district, state, and national standards.

Montessori education is rooted in the natural curiosity of children about life and the world around them. Underlying the Montessori curriculum is a fundamental belief that each child has an instinctive and spontaneous desire to learn and that self-motivation is the only true impulse to learning. Students develop their abilities by posing questions, designing investigations, and gaining skills necessary to pursue their own research interest. Scientific and mathematical aptitudes, appreciation of history and timelines, literacy across disciplines, and the development of a student's humanity toward the local and global community are all part of the curriculum at ECMCS.

The second part of the school's mission is to encourage stewardship of the greater community. Starting in the first grade, all of our students devote at least 20 hours to a community service project called the Yearlong Peace Project. Organizations benefitting from the community outreach, just to name a few, include Crisis Ministries, Department of Natural Resources, and East Cooper Community Outreach.

Parent volunteerism is an integral part of the success of ECMCS and sets the example for students. Parents served nearly 4,262 hours on the school board, committees, helping out in the classrooms and researching community resources to support the school's mission.

The consistent and professional leadership of the Governing Board and school administration remains a cornerstone of its success. The school, like all public schools, must continue to do more with less. Our fiscal conservatism and solid strategic planning has allowed the school to implement its plans of expansion to address the yearly extensive waitlist of students wanting to attend ECMCS. The administration and Governing Board continue to explore options to address future growth and facilities needs to bring Montessori to our wider local community.

The 2012-13 school year was filled with many significant academic accomplishments and the greatest success is seen in the achievement of its students.

Jody Swanigan, Principal
Governing Board Chair

Amy Jajuga,

Comprehensive detail, including definitions of ratings, performance criteria, and explanations of status, is available on www.ed.sc.gov and www.eoc.sc.gov as well as school and school district websites.

Printed versions are available from school districts upon request.

Abbreviations Key

N/A Not Applicable N/AV Not Available N/C Not Collected N/R Not Reported I/S Insufficient Sample TBD To be determined

NI Newly Identified CSI Continuing School Improvement CA Corrective Action RP Plan to Restructure R Restructure DELAY School Improvement Status HOLD School Improvement Status