



SC Annual School Report Card Summary

Jerry Zucker Middle School of Science
 Charleston
 Grades: 6-8 Enrollment: 543
 Principal: Jacob Perlmutter
 Superintendent: Dr. Nancy J. McGinley
 Board Chair: Mrs. Cindy Bohn Coats

PERFORMANCE

Comprehensive detail, including definitions of ratings, performance criteria, and explanations of status, is available on www.ed.sc.gov and www.eoc.sc.gov as well as school and school district websites. Printed versions are available from school districts upon request.

YEAR	ABSOLUTE RATING	GROWTH RATING	PALMETTO GOLD AND SILVER AWARD		ESEA/FEDERAL ACCOUNTABILITY RATING SYSTEM	
			General Performance	Closing the Gap	ESEA Grade	Accountability Indicator
2013	Below Average	Average	TBD	TBD	F	N/A
2012	Below Average	Average	N/A	N/A	F	N/A
2011	Below Average	Below Average	N/A	N/A	Not Met	N/A

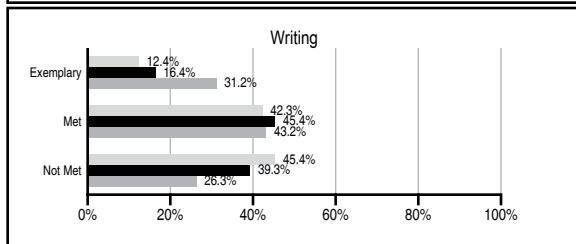
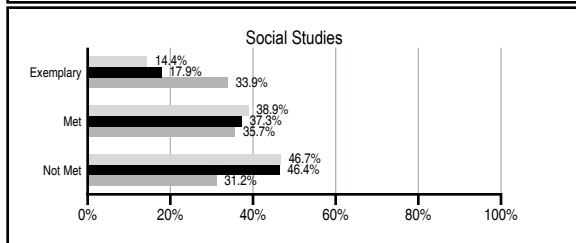
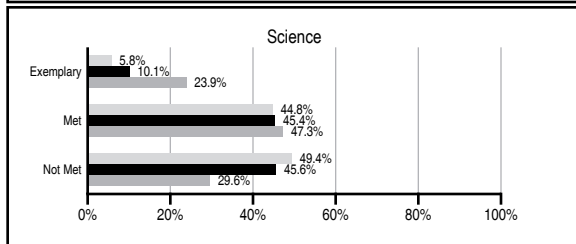
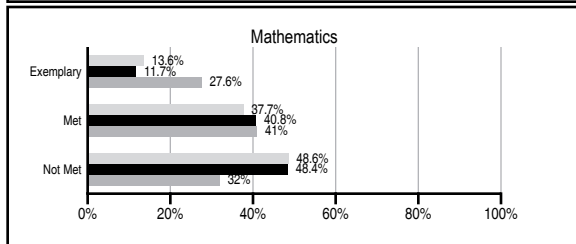
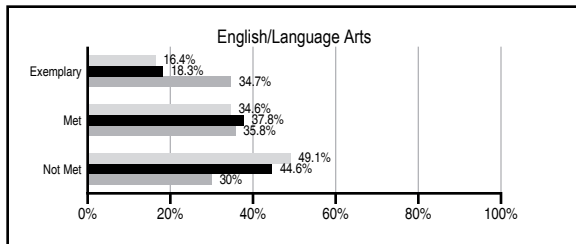
ABSOLUTE RATINGS OF MIDDLE SCHOOLS WITH STUDENTS LIKE OURS*

EXCELLENT	GOOD	AVERAGE	BELOW AVERAGE	AT-RISK
0	0	32	29	13

* Ratings are calculated with data available by 01/15/2014. Schools with Students Like Ours are Middle Schools with Poverty Indices of no more than 5% above or below the index for this school.

PASS PERFORMANCE

Our School Middle Schools with Students Like Ours Middle schools statewide



NAEP PERFORMANCE*

* Performance reported for SC and nation, data not available at school level. Percentages at NAEP Achievement Levels.



END OF COURSE TESTS - 2013

% of students scoring 70 or above on:	Our Middle School	Middle Schools with Students Like Ours
Algebra 1/Math for the Technologies 2	90.0	91.2
English 1	95.5	85.9
Physical Science	N/A	N/A
US History and the Constitution	N/A	N/A
All Subjects	93.7	90.9

SC PERFORMANCE VISION

By 2020 all students will graduate with the knowledge and skills necessary to compete successfully in the global economy, participate in a democratic society and contribute positively as members of families and communities.

Abbreviations Key

N/A Not Applicable N/AV Not Available N/C Not Collected N/R Not Reported I/S Insufficient Sample TBD To be determined

Jerry Zucker Middle School of Science [Charleston]

SCHOOL PROFILE

	Our School	Change from Last Year	Middle Schools with Students Like Ours	Median Middle School
Students (n=543)				
Students enrolled in high school credit courses (grades 7 & 8)	32.1%	Up from 23.4%	14.3%	24.6%
Retention rate	0.6%	Up from 0.2%	0.9%	0.6%
Attendance rate	94.4%	Down from 95.0%	95.3%	95.9%
Served by gifted and talented program	14.0%	N/A	7.7%	18.5%
With disabilities	15.5%	N/A	15.7%	13.0%
Older than usual for grade	6.3%	N/A	7.1%	4.8%
Out-of-school suspensions or expulsions for violent and/or criminal offenses	3.5%	Down from 7.9%	0.6%	0.6%
Annual dropout rate	0.0%	Down from 1.2%	0.0%	0.0%
Teachers (n=33)				
Teachers with advanced degrees	48.5%	Down from 53.8%	60.9%	61.5%
Continuing contract teachers	54.5%	Up from 48.7%	70.0%	77.2%
Teachers returning from previous year	63.1%	N/A	80.1%	85.9%
Teacher attendance rate	95.9%	Down from 99.5%	95.1%	94.9%
Average teacher salary*	\$40,842	Up 1.5%	\$45,015	\$47,313
Classes not taught by highly qualified teachers	17.8%	Up from 12.1%	2.6%	2.0%
Professional development days/teacher	4.5 days	No Change	9.3 days	10.1 days
School				
Principal's years at school	2.0	Up from 1.0	3.0	4.0
Student-teacher ratio in core subjects	24.5 to 1	Down from 25.4 to 1	18.8 to 1	22.1 to 1
Prime instructional time	90.1%	Down from 94.4%	89.0%	89.6%
Opportunities in the arts	Good	No Change	Good	Good
SACS accreditation	No	No Change	Yes	Yes
Parents attending conferences	98.3%	Up from 21.6%	99.2%	99.0%
Character development program	Excellent	No Change	Good	Good
Dollars spent per pupil**	\$7,443	Up 3.4%	\$9,098	\$7,239
Percent of expenditures for instruction**	56.0%	Up from 52.4%	61.5%	63.0%
Percent of expenditures for teacher salaries**	53.0%	Up from 49.5%	55.5%	61.0%
ESEA composite index score	59.6	Up from 55.4	58.4	83.5

* Length of contract = 185+ days.

** Prior year audited financial data available.

EVALUATION RESULTS

	Teachers	Students*	Parents*
Number of surveys returned	1	59	11
Percent satisfied with learning environment	N/A	76.3%	81.9%
Percent satisfied with social and physical environment	N/A	88.1%	75%
Percent satisfied with school-home relations	N/A	65.5%	100%

*Only students at the highest middle school grade level at this school and their parents were included.

REPORT OF PRINCIPAL AND SCHOOL IMPROVEMENT COUNCIL

Jerry Zucker Middle School of Science is a safe and nurturing learning community dedicated to each student's growth. We offer a robust academic curriculum in English Language Arts and Mathematics paired with several unique course offerings in the arts and sciences. Our students are able to take Biology I, English I, Algebra I, and Computer Applications for high school credit. We have continually stressed the importance of high-level literacy in our student's lives and vigilantly track and monitor each student's growth in terms of literacy and numeracy. We strive to help students create a solid foundation on which to build their dreams.

Understanding that our lessons guide children's lives long after they leave our building, we also focus students on being responsible and accountable learners. We take special pride in our diverse student population and are deliberate in explaining that our diversity is a great source of strength for our learning community. We treat each other with dignity and kindness and prepare our students for the wonderfully diverse world beyond our walls.

We are also committed to building fruitful partnerships with the community. We enjoy support from numerous corporate, faith-based, and public institutions. Utilizing these partnerships we are able to expose our students to many interesting careers and opportunities that can either create a spark or sharpen their existing focus.

Most importantly, the faculty and staff share a deeply held belief in the unlimited potential of our students. We are sustained by a supportive community, a determined teaching force, and an unwavering dedication to our students' overall well-being. It is my great privilege to serve as the principal of Jerry Zucker Middle School of Science. I will continue to build on our substantial successes by improving our instructional services and communicating our vision with the greater school community. I look forward to working with you in the coming years.

Jacob Perlmutter, Principal
Guider, SIC Chairperson

Shorace

Comprehensive detail, including definitions of ratings, performance criteria, and explanations of status, is available on www.ed.sc.gov and www.eoc.sc.gov as well as school and school district websites.

Printed versions are available from school districts upon request.

Abbreviations Key

N/A Not Applicable N/AV Not Available N/C Not Collected N/R Not Reported I/S Insufficient Sample TBD To be determined

NI Newly Identified CSI Continuing School Improvement CA Corrective Action RP Plan to Restructure R Restructure DELAY School Improvement Status HOLD School Improvement Status