



# SC Annual School Report Card Summary

West Ashley Middle School  
 Charleston  
 Grades: 6-8 Enrollment: 320  
 Principal: LaCarma Brown-McMillan  
 Superintendent: Dr. Nancy J. McGinley  
 Board Chair: Mrs. Cindy Bohn Coats

## PERFORMANCE

Comprehensive detail, including definitions of ratings, performance criteria, and explanations of status, is available on [www.ed.sc.gov](http://www.ed.sc.gov) and [www.eoc.sc.gov](http://www.eoc.sc.gov) as well as school and school district websites. Printed versions are available from school districts upon request.

YEAR	ABSOLUTE RATING	GROWTH RATING	PALMETTO GOLD AND SILVER AWARD		ESEA/FEDERAL ACCOUNTABILITY RATING SYSTEM	
			General Performance	Closing the Gap	ESEA Grade	Accountability Indicator
2013	Average	Average	TBD	TBD	F	N/A
2012	Average	Average	N/A	N/A	D	N/A
2011	Average	Average	Silver	N/A	Not Met	N/A

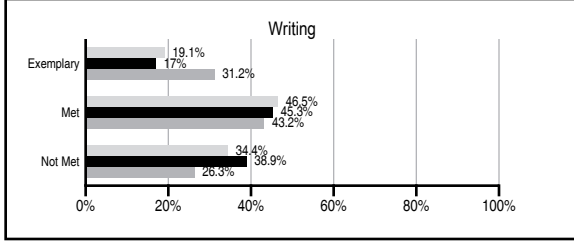
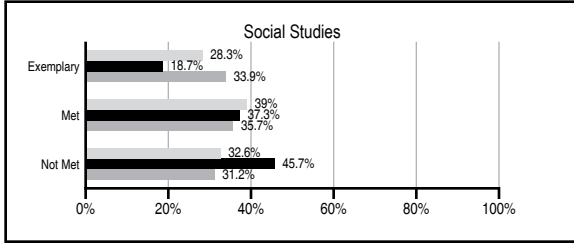
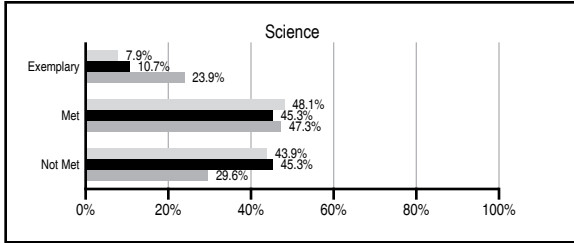
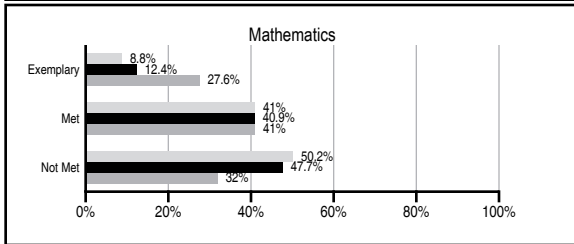
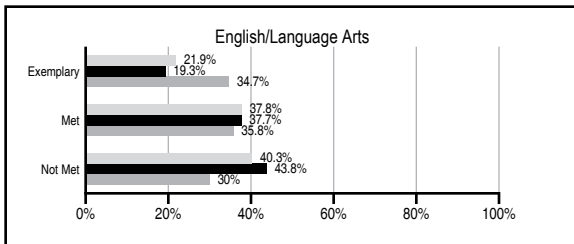
## ABSOLUTE RATINGS OF MIDDLE SCHOOLS WITH STUDENTS LIKE OURS\*

EXCELLENT	GOOD	AVERAGE	BELOW AVERAGE	AT-RISK
0	1	31	25	12

\* Ratings are calculated with data available by 01/15/2014. Schools with Students Like Ours are Middle Schools with Poverty Indices of no more than 5% above or below the index for this school.

## PASS PERFORMANCE

Our School Middle Schools with Students Like Ours Middle schools statewide



## NAEP PERFORMANCE\*

\* Performance reported for SC and nation, data not available at school level. Percentages at NAEP Achievement Levels.



## END OF COURSE TESTS - 2013

% of students scoring 70 or above on:	Our Middle School	Middle Schools with Students Like Ours
Algebra 1/Math for the Technologies 2	68.8	91.1
English 1	100.0	87.2
Physical Science	N/A	N/A
US History and the Constitution	N/A	N/A
All Subjects	87.5	91.3

## SC PERFORMANCE VISION

By 2020 all students will graduate with the knowledge and skills necessary to compete successfully in the global economy, participate in a democratic society and contribute positively as members of families and communities.

### Abbreviations Key

N/A Not Applicable N/AV Not Available N/C Not Collected N/R Not Reported I/S Insufficient Sample TBD To be determined

# West Ashley Middle School [Charleston]

## SCHOOL PROFILE

	Our School	Change from Last Year	Middle Schools with Students Like Ours	Median Middle School
<b>Students (n=320)</b>				
Students enrolled in high school credit courses (grades 7 & 8)	11.7%	Up from 11.6%	14.3%	24.6%
Retention rate	6.3%	Up from 1.3%	0.7%	0.6%
Attendance rate	95.0%	Down from 95.4%	95.3%	95.9%
Served by gifted and talented program	6.9%	N/A	7.7%	18.5%
With disabilities	10.1%	N/A	15.8%	13.0%
Older than usual for grade	8.8%	N/A	7.0%	4.8%
Out-of-school suspensions or expulsions for violent and/or criminal offenses	7.8%	Down from 11.1%	0.5%	0.6%
Annual dropout rate	0.0%	No Change	0.0%	0.0%
<b>Teachers (n=25)</b>				
Teachers with advanced degrees	56.0%	Down from 67.7%	60.9%	61.5%
Continuing contract teachers	40.0%	Down from 61.3%	71.4%	77.2%
Teachers returning from previous year	57.3%	Down from 68.4%	81.4%	85.9%
Teacher attendance rate	96.0%	Down from 98.2%	95.1%	94.9%
Average teacher salary*	\$43,186	Up 2.6%	\$45,015	\$47,313
Classes not taught by highly qualified teachers	0.0%	No Change	2.3%	2.0%
Professional development days/teacher	13.0 days	Up from 9.0 days	9.8 days	10.1 days
<b>School</b>				
Principal's years at school	2.0	Up from 1.0	3.0	4.0
Student-teacher ratio in core subjects	26.1 to 1	Up from 20.9 to 1	19.3 to 1	22.1 to 1
Prime instructional time	88.6%	Down from 92.6%	89.3%	89.6%
Opportunities in the arts	Good	No Change	Good	Good
SACS accreditation	No	No Change	Yes	Yes
Parents attending conferences	71.4%	Down from 93.1%	99.2%	99.0%
Character development program	Good	No Change	Good	Good
Dollars spent per pupil**	\$10,048	Down 0.7%	\$8,963	\$7,239
Percent of expenditures for instruction**	55.0%	Down from 55.5%	61.5%	63.0%
Percent of expenditures for teacher salaries**	52.0%	Up from 51.4%	56.0%	61.0%
ESEA composite index score	43.9	Down from 68.3	59.8	83.5

\* Length of contract = 185+ days.

\*\* Prior year audited financial data available.

## EVALUATION RESULTS

	Teachers	Students*	Parents*
Number of surveys returned	9	93	31
Percent satisfied with learning environment	55.5%	56%	80.7%
Percent satisfied with social and physical environment	66.6%	61.8%	71%
Percent satisfied with school-home relations	44.4%	92.3%	71%

\*Only students at the highest middle school grade level at this school and their parents were included.

## REPORT OF PRINCIPAL AND SCHOOL IMPROVEMENT COUNCIL

The School Improvement Council of West Ashley Middle (WAMS) is pleased to share the 2012-2013 School Report Card with members of our community. While the purpose of the School Report Card is to inform parents and the community of our school performance and to monitor accountability within our school, it is also to engage the entire community in the school improvement process. This has been another awesome year for WAMS, in our quest to build a stronger relationship with our community as we enhance student achievement.

This school year, we sustained a number of initiatives focused on increasing student achievement. We offered computer-assisted and targeted skill instruction to all students based on assessments in Reading and Math. In an effort to challenge our students, we offered English I and Algebra I. WAMS continued to implement PBIS, a system that rewards students and staff for being Responsible, Respectful, Prepared, and Courteous. Bimonthly clubs were added during the day to encourage students to make connections with each other and adults within our building.

As WAMS continues to promote our goals of teaching and learning, strides have been made throughout the years to ensure our continual progression towards meeting these goals. We are also focusing on providing more rigorous instruction to all of our students. We will continue to administer MAP testing three times a year and use the data to set performance targets for each student during our advisory period. With a continuous focus on literacy, WAMS will continue with Summer Reading, reading logs, school-wide novels and cold reads along with developing a Community of Readers within our building. Additionally, we instituted an after-school program and offered a Saturday academy program to target our students who needed assistance with reading and math skills.

WAMS students boasted multiple awards this year. They performed exceptionally well in the Odyssey of the Minds competition and other oratorical contests. Our students also learned the importance of giving through the Pennies for Patients, WAMS Giving Tree and our partnership with a local retirement residence. We will continue to provide opportunities for increasing parent and community support for WAMS. We hosted our first Parent/Community support breakfast. Community members represented fifteen of our local businesses along with several parents. Through the use of ParentLink, quarterly progress report pick-up nights, quarterly awards ceremonies, and expanding our business partnerships we anticipate exceeding our current percentage of support. We also look forward to increasing participation in our parent volunteer program, building a stronger PTA, and inviting community members to visit and volunteer at WAMS.

West Ashley Middle will continue to exhibit a committed effort toward communicating our school's vision and values, improving student achievement, and exhibiting pride in accomplishing our goals. The 2013-2014 school year promises to be one of continued growth and successes.

LaCarma S. Brown-McMillan, Principal  
Tamara Johnson, SIC Chair

Comprehensive detail, including definitions of ratings, performance criteria, and explanations of status, is available on [www.ed.sc.gov](http://www.ed.sc.gov) and [www.eoc.sc.gov](http://www.eoc.sc.gov) as well as school and school district websites.

Printed versions are available from school districts upon request.

### Abbreviations Key

N/A Not Applicable N/AV Not Available N/C Not Collected N/R Not Reported I/S Insufficient Sample TBD To be determined

NI Newly Identified CSI Continuing School Improvement CA Corrective Action RP Plan to Restructure R Restructure DELAY School Improvement Status HOLD School Improvement Status