



# SC Annual School Report Card Summary

Thomas C. Cario Middle School  
 Charleston  
 Grades: 6-8 Enrollment: 1,353  
 Principal: Murton J. Hudson  
 Superintendent: Dr. Nancy J. McGinley  
 Board Chair: Mrs. Cindy Bohn Coats

## PERFORMANCE

Comprehensive detail, including definitions of ratings, performance criteria, and explanations of status, is available on [www.ed.sc.gov](http://www.ed.sc.gov) and [www.eoc.sc.gov](http://www.eoc.sc.gov) as well as school and school district websites. Printed versions are available from school districts upon request.

YEAR	ABSOLUTE RATING	GROWTH RATING	PALMETTO GOLD AND SILVER AWARD		ESEA/FEDERAL ACCOUNTABILITY RATING SYSTEM	
			General Performance	Closing the Gap	ESEA Grade	Accountability Indicator
2013	Excellent	Good	TBD	TBD	A	N/A
2012	Excellent	Excellent	Gold	Gold	A	N/A
2011	Excellent	Excellent	Gold	N/A	Not Met	N/A

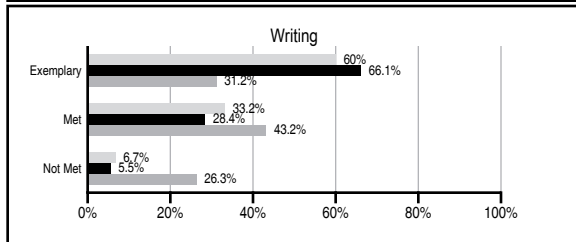
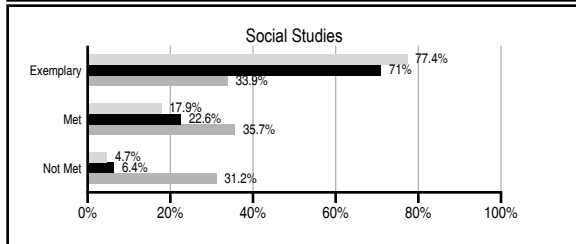
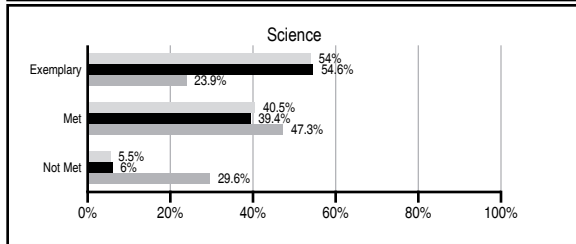
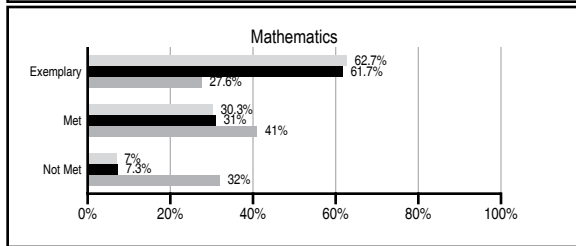
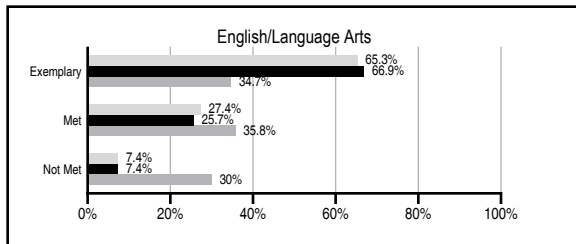
## ABSOLUTE RATINGS OF MIDDLE SCHOOLS WITH STUDENTS LIKE OURS\*

EXCELLENT	GOOD	AVERAGE	BELOW AVERAGE	AT-RISK
7	0	0	0	0

\* Ratings are calculated with data available by 01/15/2014. Schools with Students Like Ours are Middle Schools with Poverty Indices of no more than 5% above or below the index for this school.

## PASS PERFORMANCE

Our School Middle Schools with Students Like Ours Middle schools statewide



## NAEP PERFORMANCE\*

\* Performance reported for SC and nation, data not available at school level. Percentages at NAEP Achievement Levels.



## END OF COURSE TESTS - 2013

% of students scoring 70 or above on:	Our Middle School	Middle Schools with Students Like Ours
Algebra 1/Math for the Technologies 2	100.0	99.7
English 1	N/A	100.0
Physical Science	N/A	N/A
US History and the Constitution	N/A	N/A
All Subjects	100.0	99.9

## SC PERFORMANCE VISION

*By 2020 all students will graduate with the knowledge and skills necessary to compete successfully in the global economy, participate in a democratic society and contribute positively as members of families and communities.*

### Abbreviations Key

N/A Not Applicable N/AV Not Available N/C Not Collected N/R Not Reported I/S Insufficient Sample TBD To be determined

# Thomas C. Cario Middle School [Charleston]

## SCHOOL PROFILE

	Our School	Change from Last Year	Middle Schools with Students Like Ours	Median Middle School
<b>Students (n=1,353)</b>				
Students enrolled in high school credit courses (grades 7 & 8)	30.2%	Up from 25.9%	44.7%	24.6%
Retention rate	0.4%	Down from 0.5%	0.2%	0.6%
Attendance rate	95.5%	Down from 96.3%	96.8%	95.9%
Served by gifted and talented program	34.4%	N/A	45.2%	18.5%
With disabilities	6.8%	N/A	6.8%	13.0%
Older than usual for grade	1.8%	N/A	0.8%	4.8%
Out-of-school suspensions or expulsions for violent and/or criminal offenses	0.8%	Down from 1.3%	0.4%	0.6%
Annual dropout rate	0.0%	No Change	0.0%	0.0%
<b>Teachers (n=79)</b>				
Teachers with advanced degrees	48.1%	Up from 41.8%	63.2%	61.5%
Continuing contract teachers	84.8%	Up from 82.3%	84.8%	77.2%
Teachers returning from previous year	89.1%	Up from 88.0%	90.1%	85.9%
Teacher attendance rate	94.1%	Down from 97.3%	94.6%	94.9%
Average teacher salary*	\$44,965	Up 4.3%	\$48,854	\$47,313
Classes not taught by highly qualified teachers	4.2%	Up from 2.2%	4.2%	2.0%
Professional development days/teacher	10.2 days	Down from 12.4 days	10.1 days	10.1 days
<b>School</b>				
Principal's years at school	1.0	Down from 2.0	2.0	4.0
Student-teacher ratio in core subjects	26.4 to 1	Up from 25.5 to 1	26.0 to 1	22.1 to 1
Prime instructional time	88.2%	Down from 92.5%	89.2%	89.6%
Opportunities in the arts	Excellent	No Change	Excellent	Good
SACS accreditation	No	No Change	Yes	Yes
Parents attending conferences	98.1%	Up from 95.8%	99.7%	99.0%
Character development program	Good	Down from Excellent	Excellent	Good
Dollars spent per pupil**	\$5,368	Up 5.4%	\$6,188	\$7,239
Percent of expenditures for instruction**	72.0%	Up from 69.9%	65.0%	63.0%
Percent of expenditures for teacher salaries**	70.0%	Up from 67.9%	63.0%	61.0%
ESEA composite index score	92.3	Down from 98.6	94.8	83.5

\* Length of contract = 185+ days.

\*\* Prior year audited financial data available.

## EVALUATION RESULTS

	Teachers	Students*	Parents*
Number of surveys returned	46	408	219
Percent satisfied with learning environment	93.5%	76.7%	89.5%
Percent satisfied with social and physical environment	95.8%	83.6%	84.1%
Percent satisfied with school-home relations	100%	87.2%	81.9%

\*Only students at the highest middle school grade level at this school and their parents were included.

Comprehensive detail, including definitions of ratings, performance criteria, and explanations of status, is available on [www.ed.sc.gov](http://www.ed.sc.gov) and [www.eoc.sc.gov](http://www.eoc.sc.gov) as well as school and school district websites.

Printed versions are available from school districts upon request.

## REPORT OF PRINCIPAL AND SCHOOL IMPROVEMENT COUNCIL

Cario Middle School continues its tradition of excellence in academics, arts, athletics, and extracurricular activities. Cario is a highly successful middle school with a large campus, a small-school atmosphere, and huge opportunities for students.

On the 2012 state school report card, Cario earned an "Excellent" achievement rating and an "Excellent" improvement rating. Our students have shown growth in reading, mathematics, and language usage through their Measures of Academic Progress (MAP) scores and have also consistently demonstrated mastery of rigorous academic standards.

Cario provides a quality honors program at all grade levels, as well as a structured system of interventions for students who need academic assistance. Students have opportunities to earn high school credits and may take exploratory courses such as Spanish, pre-engineering, health, drama, and fitness. Cario has one of the highest percentages of students identified as gifted and talented (GT) in CCSD. Cario students competed in academic challenges such as the SC Science Olympiad, American Mathematic Competition, CCSD Spellbound Spelling Bee, Quest Odyssey of the Mind, and National Geographic Geography Bee.

Cario students excel in both the arts and athletics. The Cario Chorus received a Superior Rating at the SC Concert Festival and was invited to perform at the national conference for music educators. Orchestra students received superior ratings at the SC Concert Festival and were also invited to perform at the music educator's conference. Cario's band received the state's Outstanding Performance Award for the eleventh consecutive year and earned superior ratings at the SC Concert Festival. They also broke a state record with 20 All-State recipients. Visual artists have earned numerous awards, including two first places in state and national competitions. Drama students were involved in several productions during the year including a full performance of "Annie, Jr.". Cario teams competed in football, volleyball, cheerleading, soccer, tennis, swimming, golf, baseball, and softball. Student council sponsored multiple community service projects, and the yearbook staff produced a high-quality publication.

The Cario staff has participated in ongoing professional development (PD) in order to meet the needs of our students. PD focused on active engagement in the learning process, inclusion strategies, multiple intelligence, instructional technology, positive behavioral interventions and supports, common core, interdisciplinary lesson development based on students' needs. Cario staff includes twelve members who have earned National Board Certification and ten teachers with GT endorsements. Forty-one percent of faculty members hold advanced degrees. Cario Middle School uses the Making Middle Grades Work model to implement positive changes in our school. We recognize the importance of high expectations, rigorous academics, and a safe, supportive learning environment for all students.

Murton J. Hudson, Principal  
Kim Lapin, SIC Chair

### Abbreviations Key

N/A Not Applicable N/AV Not Available N/C Not Collected N/R Not Reported I/S Insufficient Sample TBD To be determined

NI Newly Identified CSI Continuing School Improvement CA Corrective Action RP Plan to Restructure R Restructure DELAY School Improvement Status HOLD School Improvement Status