



SC Annual School Report Card Summary

Charleston County School Of The Arts
 Charleston
 Grades: 6-12 Enrollment: 1,083
 Principal: Dr. Shannon Cook
 Superintendent: Dr. Nancy J. McGinley
 Board Chair: Mrs. Cindy Bohn Coats

PERFORMANCE

Comprehensive detail, including definitions of ratings, performance criteria, and explanations of status, is available on www.ed.sc.gov and www.eoc.sc.gov as well as school and school district websites. Printed versions are available from school districts upon request.

YEAR	ABSOLUTE RATING	GROWTH RATING	PALMETTO GOLD AND SILVER AWARD		ESEA/FEDERAL ACCOUNTABILITY RATING SYSTEM	
			General Performance	Closing the Gap	ESEA Grade	Accountability Indicator
2013	Excellent	Good	TBD	TBD	A	N/A
2012	Excellent	Excellent	Gold	Gold	A	N/A
2011	Excellent	Excellent	Gold	Gold	Met	N/A

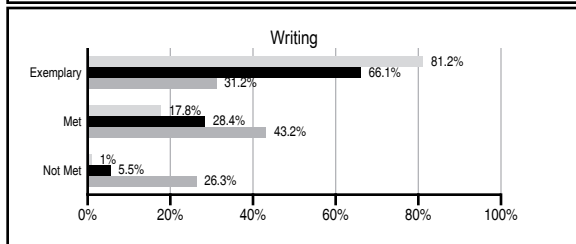
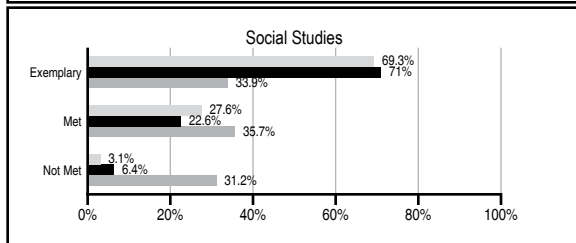
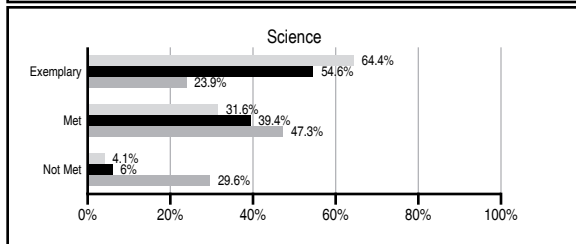
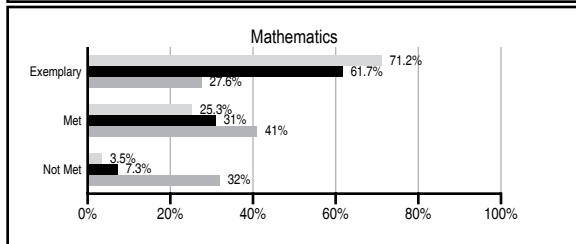
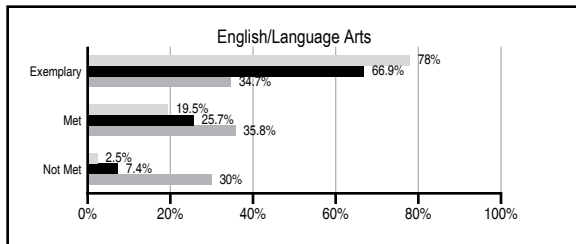
ABSOLUTE RATINGS OF MIDDLE SCHOOLS WITH STUDENTS LIKE OURS*

EXCELLENT	GOOD	AVERAGE	BELOW AVERAGE	AT-RISK
7	0	0	0	0

* Ratings are calculated with data available by 01/15/2014. Schools with Students Like Ours are Middle Schools with Poverty Indices of no more than 5% above or below the index for this school.

PASS PERFORMANCE

Our School Middle Schools with Students Like Ours Middle schools statewide



NAEP PERFORMANCE*

* Performance reported for SC and nation, data not available at school level. Percentages at NAEP Achievement Levels.



END OF COURSE TESTS - 2013

% of students scoring 70 or above on:	Our Middle School	Middle Schools with Students Like Ours
Algebra 1/Math for the Technologies 2	100.0	99.7
English 1	N/A	100.0
Physical Science	N/A	N/A
US History and the Constitution	N/A	N/A
All Subjects	100.0	99.9

SC PERFORMANCE VISION

By 2020 all students will graduate with the knowledge and skills necessary to compete successfully in the global economy, participate in a democratic society and contribute positively as members of families and communities.

Abbreviations Key

N/A Not Applicable N/AV Not Available N/C Not Collected N/R Not Reported I/S Insufficient Sample TBD To be determined

Charleston County School Of The Arts [Charleston]

SCHOOL PROFILE

	Our School	Change from Last Year	Middle Schools with Students Like Ours	Median Middle School
Students (n=1,083)				
Students enrolled in high school credit courses (grades 7 & 8)	44.3%	Down from 49.8%	44.7%	24.6%
Retention rate	0.2%	Down from 0.5%	0.2%	0.6%
Attendance rate	95.3%	Down from 95.9%	96.8%	95.9%
Served by gifted and talented program	98.6%	N/A	45.2%	18.5%
With disabilities	3.3%	N/A	6.8%	13.0%
Older than usual for grade	0.8%	N/A	0.8%	4.8%
Out-of-school suspensions or expulsions for violent and/or criminal offenses	2.5%	Up from 0.1%	0.4%	0.6%
Annual dropout rate	0.0%	No Change	0.0%	0.0%
Teachers (n=72)				
Teachers with advanced degrees	58.3%	Up from 56.9%	63.2%	61.5%
Continuing contract teachers	86.1%	Up from 81.9%	84.8%	77.2%
Teachers returning from previous year	91.8%	Down from 92.8%	90.1%	85.9%
Teacher attendance rate	96.0%	Down from 99.0%	94.6%	94.9%
Average teacher salary*	\$48,854	Up 2.9%	\$48,854	\$47,313
Classes not taught by highly qualified teachers	11.6%	Down from 14.6%	4.2%	2.0%
Professional development days/teacher	7.3 days	Up from 5.3 days	10.1 days	10.1 days
School				
Principal's years at school	1.0	Down from 4.0	2.0	4.0
Student-teacher ratio in core subjects	26.0 to 1	Down from 27.5 to 1	26.0 to 1	22.1 to 1
Prime instructional time	89.9%	Down from 94.2%	89.2%	89.6%
Opportunities in the arts	Excellent	No Change	Excellent	Good
SACS accreditation	Yes	No Change	Yes	Yes
Parents attending conferences	79.7%	Down from 87.5%	99.7%	99.0%
Character development program	Excellent	Up from Good	Excellent	Good
Dollars spent per pupil**	\$8,063	Up 0.5%	\$6,188	\$7,239
Percent of expenditures for instruction**	61.0%	Up from 59.5%	65.0%	63.0%
Percent of expenditures for teacher salaries**	60.0%	Up from 57.7%	63.0%	61.0%
ESEA composite index score	100.0	No Change	94.8	83.5

* Length of contract = 185+ days.

** Prior year audited financial data available.

EVALUATION RESULTS

	Teachers	Students*	Parents*
Number of surveys returned	N/A	148	86
Percent satisfied with learning environment	N/A	93.3%	89.5%
Percent satisfied with social and physical environment	N/A	95.9%	92.9%
Percent satisfied with school-home relations	N/A	93.1%	81.9%

*Only students at the highest middle school grade level at this school and their parents were included.

REPORT OF PRINCIPAL AND SCHOOL IMPROVEMENT COUNCIL

At Charleston County School of the Arts, we believe that a challenging arts and academic education will prepare our students for a global society. We serve approximately 1,080 students on one campus, with both a dedicated middle school and high school. Our curriculum is designed to foster a diverse, inclusive student culture and to elicit the best performances from our students, not just on the proverbial "stage," but also in the classroom. Our philosophy is exemplified through a blend of formal education with the soulful pursuit of an art form; our graduates leave us prepared for America's best colleges and universities, with the additional gift of a seven-year intensive focus in their arts area.

Academically, we boast a robust honors and advanced placement curriculum where students can earn college credit. We saw an increase in the number of students passing End of Course Exams this spring and increasing our AP course offerings in the fall. We were again recognized with a National Gold Medal by US News & World Report as well as placement in the Nation's Top 1000 Schools from Newsweek Magazine. Our achievement contributed to our high school being ranked us one of the top two high schools in the state and a middle school Excellent Rating for achievement by the State's Department of Education.

Arts-wise, our students regularly receive local, state, and national recognition for their work. Our middle school band was named the Best Band in the Nation at the Grand National Adjudicator's Invitational competition. Our high school jazz band was chosen through national selection to perform at the Savannah Music Festival where they earned a superior rating. Fifteen of our creative writers won national honors through the Scholastic Writing Awards, and 83% of the pianists selected to perform for the SC Music Educators Conference came from our school. Vocalists and dancers were awarded full scholarships, visual artists won trips to New York and Turkey, and theater arts students had over 50 performances this year. Next year we will begin selecting students for two additional majors: Technical Arts and Fashion and Costume Design.

We continue to reach into the local and global communities where students logged literally thousands of hours of volunteer service. Next year we will be targeting some local elementary schools to provide basic arts instruction for those who may have limited artistic exposure. We also strive to keep our local and school community informed and connected to the events going on at SOA and are capitalizing on several social media platforms to share good news about the school and our students.

Dr. Shannon Cook, Principal
Sue Kidder, SIC Chair

Comprehensive detail, including definitions of ratings, performance criteria, and explanations of status, is available on www.ed.sc.gov and www.eoc.sc.gov as well as school and school district websites.

Printed versions are available from school districts upon request.

Abbreviations Key

N/A Not Applicable N/AV Not Available N/C Not Collected N/R Not Reported I/S Insufficient Sample TBD To be determined

NI Newly Identified CSI Continuing School Improvement CA Corrective Action RP Plan to Restructure R Restructure DELAY School Improvement Status HOLD School Improvement Status