

SC Annual School Report Card Summary

C. E. Williams Middle School for Creative and Scientific Arts

Charleston
 Grades: 6-8 Enrollment: 647
 Principal: Kevin Smith
 Superintendent: Dr. Nancy J. McGinley
 Board Chair: Mrs. Cindy Bohn Coats

PERFORMANCE

Comprehensive detail, including definitions of ratings, performance criteria, and explanations of status, is available on www.ed.sc.gov and www.eoc.sc.gov as well as school and school district websites. Printed versions are available from school districts upon request.

YEAR	ABSOLUTE RATING	GROWTH RATING	PALMETTO GOLD AND SILVER AWARD		ESEA/FEDERAL ACCOUNTABILITY RATING SYSTEM	
			General Performance	Closing the Gap	ESEA Grade	Accountability Indicator
2013	Good	Below Average	TBD	TBD	B	N/A
2012	Excellent	Good	Gold	Silver	A	N/A
2011	Good	Excellent	Gold	Silver	Not Met	N/A

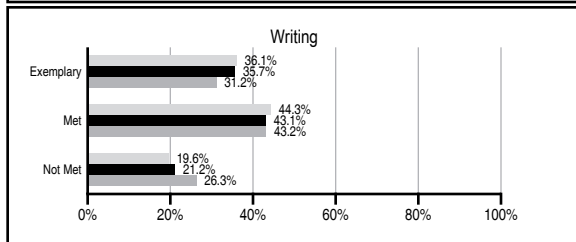
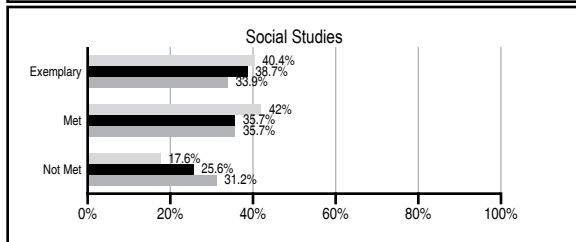
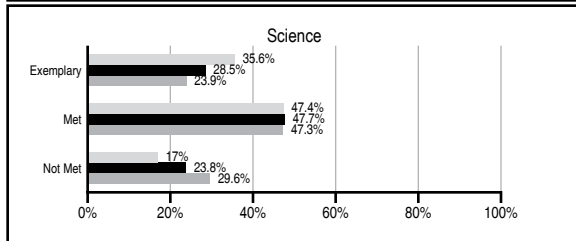
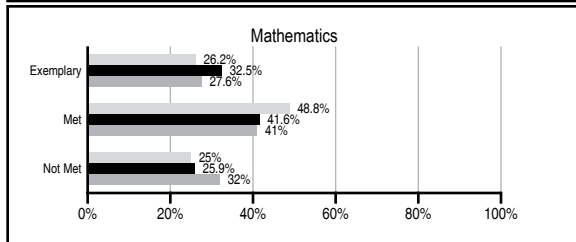
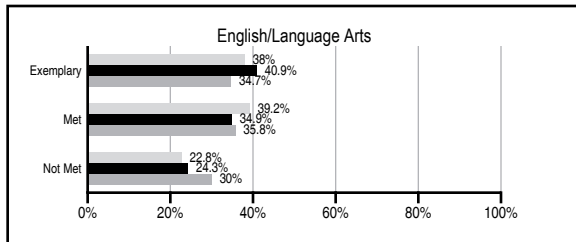
ABSOLUTE RATINGS OF MIDDLE SCHOOLS WITH STUDENTS LIKE OURS*

EXCELLENT	GOOD	AVERAGE	BELOW AVERAGE	AT-RISK
9	21	15	1	0

* Ratings are calculated with data available by 01/15/2014. Schools with Students Like Ours are Middle Schools with Poverty Indices of no more than 5% above or below the index for this school.

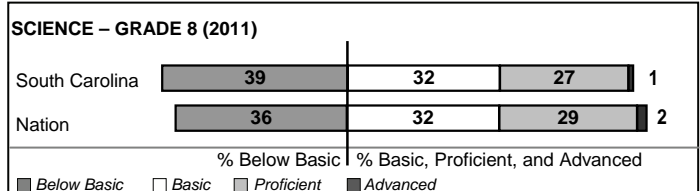


PASS PERFORMANCE

Our School
 Middle Schools with Students Like Ours
 Middle schools statewide



NAEP PERFORMANCE*

* Performance reported for SC and nation, data not available at school level. Percentages at NAEP Achievement Levels.



END OF COURSE TESTS - 2013

% of students scoring 70 or above on:	Our Middle School	Middle Schools with Students Like Ours
Algebra 1/Math for the Technologies 2	98.3	97.2
English 1	100.0	94.1
Physical Science	N/A	N/A
US History and the Constitution	N/A	0
All Subjects	98.9	97.0

SC PERFORMANCE VISION

By 2020 all students will graduate with the knowledge and skills necessary to compete successfully in the global economy, participate in a democratic society and contribute positively as members of families and communities.

Abbreviations Key

N/A Not Applicable N/AV Not Available N/C Not Collected N/R Not Reported I/S Insufficient Sample TBD To be determined

C. E. Williams Middle School for Creative and Scientific Arts [Charleston]

SCHOOL PROFILE

	Our School	Change from Last Year	Middle Schools with Students Like Ours	Median Middle School
Students (n=647)				
Students enrolled in high school credit courses (grades 7 & 8)	55.5%	Up from 52.4%	25.9%	24.6%
Retention rate	0.0%	Down from 0.2%	0.5%	0.6%
Attendance rate	96.2%	Down from 96.5%	96.1%	95.9%
Served by gifted and talented program	32.4%	N/A	21.4%	18.5%
With disabilities	8.1%	N/A	11.2%	13.0%
Older than usual for grade	3.3%	N/A	4.0%	4.8%
Out-of-school suspensions or expulsions for violent and/or criminal offenses	7.6%	Up from 5.7%	0.8%	0.6%
Annual dropout rate	0.0%	No Change	0.0%	0.0%
Teachers (n=40)				
Teachers with advanced degrees	65.0%	Up from 57.1%	64.7%	61.5%
Continuing contract teachers	60.0%	Up from 59.5%	80.4%	77.2%
Teachers returning from previous year	77.3%	Down from 78.3%	88.5%	85.9%
Teacher attendance rate	93.8%	Down from 97.4%	94.5%	94.9%
Average teacher salary*	\$43,907	Up 6.8%	\$47,349	\$47,313
Classes not taught by highly qualified teachers	0.0%	Down from 4.1%	0.0%	2.0%
Professional development days/teacher	8.3 days	Up from 4.8 days	11.3 days	10.1 days
School				
Principal's years at school	1.0	No Change	3.0	4.0
Student-teacher ratio in core subjects	25.7 to 1	Down from 26.3 to 1	22.6 to 1	22.1 to 1
Prime instructional time	88.5%	Down from 93.5%	89.7%	89.6%
Opportunities in the arts	Excellent	No Change	Good	Good
SACS accreditation	No	No Change	Yes	Yes
Parents attending conferences	98.3%	Up from 96.1%	98.6%	99.0%
Character development program	Excellent	No Change	Good	Good
Dollars spent per pupil**	\$6,439	Up 4.2%	\$6,725	\$7,239
Percent of expenditures for instruction**	59.0%	Down from 60.4%	65.0%	63.0%
Percent of expenditures for teacher salaries**	56.0%	Down from 57.7%	62.0%	61.0%
ESEA composite index score	87.1	Down from 95.1	87.1	83.5

* Length of contract = 185+ days.

** Prior year audited financial data available.

EVALUATION RESULTS

	Teachers	Students*	Parents*
Number of surveys returned	40	179	97
Percent satisfied with learning environment	67.5%	73.8%	85.6%
Percent satisfied with social and physical environment	70.8%	74.3%	75.3%
Percent satisfied with school-home relations	75%	81.4%	84.6%

*Only students at the highest middle school grade level at this school and their parents were included.

REPORT OF PRINCIPAL AND SCHOOL IMPROVEMENT COUNCIL

Recipient of the Palmetto Gold Award for Overall Academic Achievement, C.E Williams Middle School for Creative and Scientific Arts focuses on providing students the highest quality instruction, support and opportunities every day.

Students were able to earn high school credit by successfully completing English 1, Algebra 1, Keyboarding, Computer Applications, and Spanish 1 courses. Academic support included reading and math intervention courses, Saturday Academy tutoring and Afternoon Academy tutoring.

Our guidance department provided support through organization support groups, mentoring groups and two Garden Clubs which raised and shared their produce. Through a partnership with the Citadel Military College, the Peer Express mentoring group met with students weekly. In addition, business partners such as Rick Hendrick BMW allowed their employees to mentor students weekly. Students were involved in community service and fundraising efforts including those that benefited Caps for Kids, Jeans for Teens, the Lowcountry Food Bank, Pet Helpers and the Susan G. Komen Foundation. A commitment to providing students with diverse opportunities in the arts saw an expansion of courses to include Creative Writing while adding experiences in the arts to include Glee Club, Steel Drums, Art Club and Drum Line. Visual artists and musicians shared their experience and expertise through guest speaking and presentations.

Students participated in experiences that took learning beyond the classroom from 7th and 8th graders kayaking to study ecosystems and 6th graders taking a three day trip to the Mountain Outdoor Trail School in North Carolina, to 6th, 7th and 8th grade students participating in the Boeing Dreamlearners program. As a part of our Green Schools Initiative, a group of several students attended the Sustainable Schools Initiative Summit.

The curriculum came alive through interactive lessons and real life experiences characterized by visits from a Holocaust survivor and the daughter of Holocaust survivors, as well as presentations by the Department of Natural Resources and the Medical University of South Carolina.

We encourage parents and community members to become involved in our school as we focus on preparing students for high school, college, and careers in the 21st century.

Kevin Smith, Principal
Morrelli, SIC Chair

Michael

Comprehensive detail, including definitions of ratings, performance criteria, and explanations of status, is available on www.ed.sc.gov and www.eoc.sc.gov as well as school and school district websites.

Printed versions are available from school districts upon request.

Abbreviations Key

N/A Not Applicable N/AV Not Available N/C Not Collected N/R Not Reported I/S Insufficient Sample TBD To be determined

NI Newly Identified CSI Continuing School Improvement CA Corrective Action RP Plan to Restructure R Restructure DELAY School Improvement Status HOLD School Improvement Status