



SC Annual School Report Card Summary

Moultrie Middle School
 Charleston
 Grades: 6-8 Enrollment: 896
 Principal: Anna Dassing
 Superintendent: Dr. Nancy J. McGinley
 Board Chair: Mrs. Cindy Bohn Coats

PERFORMANCE

Comprehensive detail, including definitions of ratings, performance criteria, and explanations of status, is available on www.ed.sc.gov and www.eoc.sc.gov as well as school and school district websites. Printed versions are available from school districts upon request.

YEAR	ABSOLUTE RATING	GROWTH RATING	PALMETTO GOLD AND SILVER AWARD		ESEA/FEDERAL ACCOUNTABILITY RATING SYSTEM	
			General Performance	Closing the Gap	ESEA Grade	Accountability Indicator
2013	Excellent	Good	TBD	TBD	B	N/A
2012	Excellent	Excellent	Gold	N/A	B	N/A
2011	Excellent	Excellent	Gold	N/A	Not Met	N/A

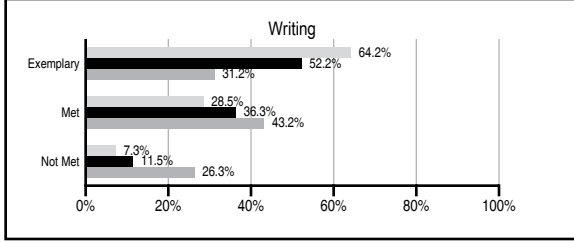
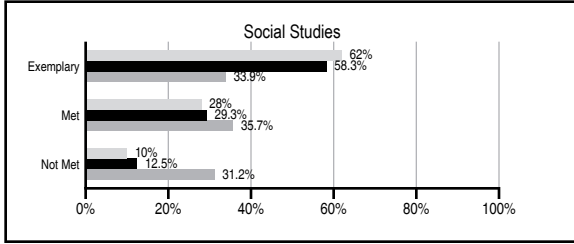
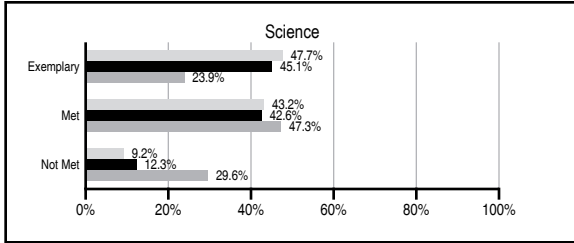
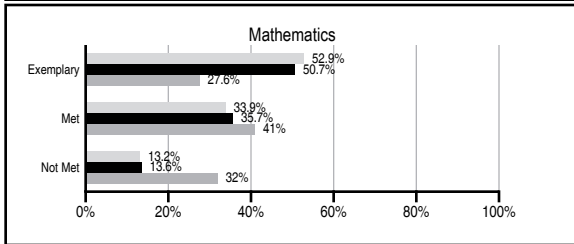
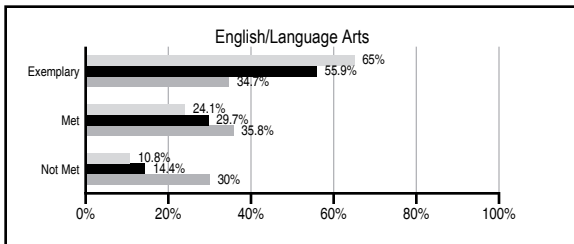
ABSOLUTE RATINGS OF MIDDLE SCHOOLS WITH STUDENTS LIKE OURS*

EXCELLENT	GOOD	AVERAGE	BELOW AVERAGE	AT-RISK
8	1	0	0	0

* Ratings are calculated with data available by 01/15/2014. Schools with Students Like Ours are Middle Schools with Poverty Indices of no more than 5% above or below the index for this school.


PASS PERFORMANCE

Our School Middle Schools with Students Like Ours Middle schools statewide



NAEP PERFORMANCE*

* Performance reported for SC and nation, data not available at school level. Percentages at NAEP Achievement Levels.



END OF COURSE TESTS - 2013

% of students scoring 70 or above on:	Our Middle School	Middle Schools with Students Like Ours
Algebra 1/Math for the Technologies 2	100.0	99.9
English 1	N/A	99.5
Physical Science	N/A	N/A
US History and the Constitution	N/A	N/A
All Subjects	100.0	99.7

SC PERFORMANCE VISION

By 2020 all students will graduate with the knowledge and skills necessary to compete successfully in the global economy, participate in a democratic society and contribute positively as members of families and communities.

Abbreviations Key

N/A Not Applicable N/AV Not Available N/C Not Collected N/R Not Reported I/S Insufficient Sample TBD To be determined

Moultrie Middle School [Charleston]

SCHOOL PROFILE

	Our School	Change from Last Year	Middle Schools with Students Like Ours	Median Middle School
Students (n=896)				
Students enrolled in high school credit courses (grades 7 & 8)	40.0%	Down from 64.5%	28.7%	24.6%
Retention rate	0.8%	Up from 0.7%	0.3%	0.6%
Attendance rate	94.6%	Down from 95.4%	96.5%	95.9%
Served by gifted and talented program	49.1%	N/A	38.8%	18.5%
With disabilities	6.9%	N/A	7.4%	13.0%
Older than usual for grade	2.3%	N/A	1.8%	4.8%
Out-of-school suspensions or expulsions for violent and/or criminal offenses	2.5%	Down from 3.0%	0.5%	0.6%
Annual dropout rate	0.3%	Up from 0.2%	0.0%	0.0%
Teachers (n=58)				
Teachers with advanced degrees	62.1%	Up from 59.6%	63.8%	61.5%
Continuing contract teachers	89.7%	Down from 91.2%	87.2%	77.2%
Teachers returning from previous year	92.6%	No Change	89.3%	85.9%
Teacher attendance rate	96.2%	Down from 98.0%	95.1%	94.9%
Average teacher salary*	\$47,678	Up 5.0%	\$50,453	\$47,313
Classes not taught by highly qualified teachers	3.7%	Up from 0.0%	3.7%	2.0%
Professional development days/teacher	8.4 days	Up from 7.2 days	10.8 days	10.1 days
School				
Principal's years at school	2.0	Up from 1.0	2.0	4.0
Student-teacher ratio in core subjects	24.0 to 1	Down from 24.3 to 1	23.4 to 1	22.1 to 1
Prime instructional time	89.9%	Down from 92.9%	90.0%	89.6%
Opportunities in the arts	Good	No Change	Excellent	Good
SACS accreditation	No	No Change	Yes	Yes
Parents attending conferences	98.4%	Down from 99.9%	98.8%	99.0%
Character development program	Excellent	No Change	Excellent	Good
Dollars spent per pupil**	\$6,400	Up 9.0%	\$6,501	\$7,239
Percent of expenditures for instruction**	67.0%	Down from 67.7%	67.5%	63.0%
Percent of expenditures for teacher salaries**	66.0%	Down from 66.3%	66.0%	61.0%
ESEA composite index score	87.3	Down from 88.0	91.3	83.5

* Length of contract = 185+ days.

** Prior year audited financial data available.

EVALUATION RESULTS

	Teachers	Students*	Parents*
Number of surveys returned	34	267	149
Percent satisfied with learning environment	94.1%	83.1%	90.6%
Percent satisfied with social and physical environment	94.1%	89%	92%
Percent satisfied with school-home relations	97.1%	89%	81.3%

*Only students at the highest middle school grade level at this school and their parents were included.

Comprehensive detail, including definitions of ratings, performance criteria, and explanations of status, is available on www.ed.sc.gov and www.eoc.sc.gov as well as school and school district websites.

Printed versions are available from school districts upon request.

REPORT OF PRINCIPAL AND SCHOOL IMPROVEMENT COUNCIL

Once again in 2012, Moultrie Middle earned the Palmetto Gold Award for Student Performance as well as Excellent Absolute and Growth ratings. With a rich tradition of excellence in academics, athletics and arts, our goal is to help all students reach their full potential. We raise the academic bar to ensure that our students are learning at the highest levels and are well-prepared for the rigors of high school and beyond. Middle school is an exciting time in a young person's life. While we hold high expectations for student achievement, we also nurture our students and ensure that they enjoy school.

Interdisciplinary teaming is a fundamental part of our middle school philosophy. Teams of four teachers teach the core classes of English, math, science, and social studies and students take two exploratory classes. Many students take courses for high school credit such as Algebra 1, Spanish 1, Keyboarding, and Computer Applications. This team approach is research-based and has proven to not only increase student achievement but enhance the sense of community and belonging in school.

Continuing with the tradition of excellence, students took highest ratings in local, state, and national fine arts venues including Art, Band, Chorus, and Orchestra. Students also took part in National History Day, Invention Convention, the National Geography Bee, and numerous other scholastic events. Moultrie teachers participated this year in a Personalized Learning Pilot and six classroom sets of iPads have been put in place. Problem-based, personalized learning is taking root across all grades.

Strong partnerships with the community are vital to our success and we work with many partners, including the Town of Mt. Pleasant, East Cooper Medical Center, and Piggly Wiggly. Through grants and generous donations, Piggly Wiggly, Whole Foods, Women in Charge and Coastal Expeditions have cultivated in students a love of the outdoors, gardening, and understanding the scientific world. Our students worked with local environmentalists and biologists to transplant Spartina grass to preserve our marshes. Kayaking, trips to Capers Island and building oyster reefs are just a few of the projects undertaken by 6th graders. Seventh graders traveled to Camp Greenville and worked with the Sewee Center to learn about the world, and 8th graders researched and created award-winning History Day projects, some of which are now competing at the national level. This sort of rigorous real-world learning is common at Moultrie.

In addition to academics, our students are involved in service projects to give back to the community. Students supported causes such as Toys for Tots, Music and Equine Therapy, Buddy Walk, Race for the Cure-Pink and Teal, Troop Care packages, Cystic Fibrosis, and the Moultrie Angel Fund. We also hosted our second annual 5K Fun Run and Walk through the Old Village and participated in multiple Walk to School Day events. These community wellness events provided fun and fitness for our students, staff, and families. Student Council and Beta Club students participated in the Tricounty Youth Service Day and plans are already underway for next year's events. Moultrie continues to exemplify excellence, educating all students at the highest levels. We look forward to continuing this tradition for years to come.

Anna Dassing, Principal
Deveaux Carter, SIC Chair

Abbreviations Key

N/A Not Applicable N/AV Not Available N/C Not Collected N/R Not Reported I/S Insufficient Sample TBD To be determined
NI Newly Identified CSI Continuing School Improvement CA Corrective Action RP Plan to Restructure R Restructure DELAY School Improvement Status HOLD School Improvement Status