



SC Annual School Report Card Summary

Morningside Middle School
 Charleston
 Grades: 6-8 Enrollment: 620
 Principal: Dr. Joseph Williams
 Superintendent: Dr. Nancy J. McGinley
 Board Chair: Mrs. Cindy Bohn Coats

PERFORMANCE

Comprehensive detail, including definitions of ratings, performance criteria, and explanations of status, is available on www.ed.sc.gov and www.eoc.sc.gov as well as school and school district websites. Printed versions are available from school districts upon request.

| YEAR | ABSOLUTE RATING | GROWTH RATING | PALMETTO GOLD AND SILVER AWARD | | ESEA/FEDERAL ACCOUNTABILITY RATING SYSTEM | |
|------|-----------------|---------------|--------------------------------|-----------------|---|--------------------------|
| | | | General Performance | Closing the Gap | ESEA Grade | Accountability Indicator |
| 2013 | Below Average | Excellent | TBD | TBD | B | N/A |
| 2012 | Below Average | Average | N/A | N/A | C | N/A |
| 2011 | At-Risk | Below Average | N/A | N/A | Not Met | N/A |

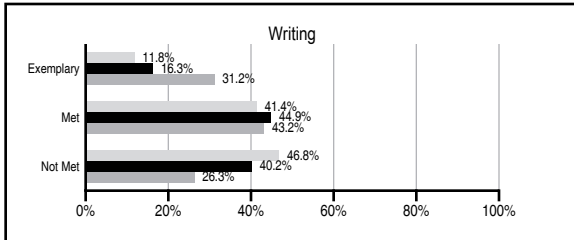
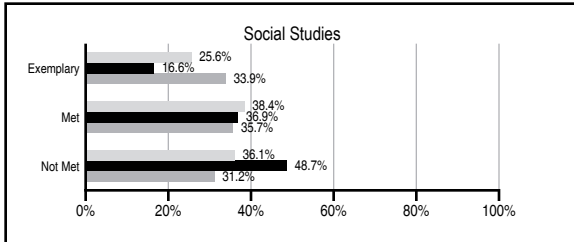
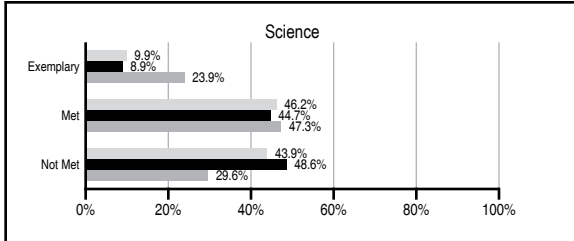
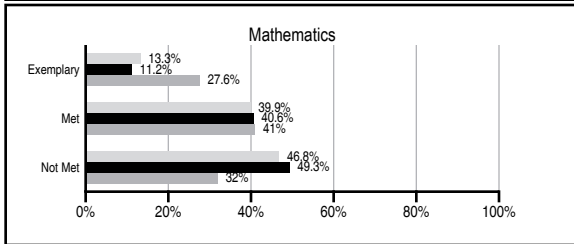
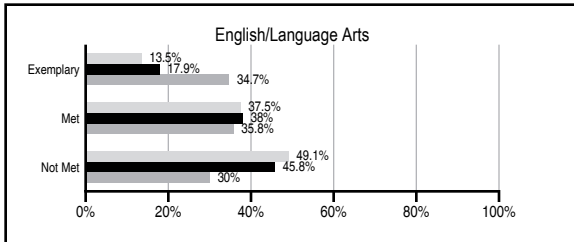
ABSOLUTE RATINGS OF MIDDLE SCHOOLS WITH STUDENTS LIKE OURS*

| EXCELLENT | GOOD | AVERAGE | BELOW AVERAGE | AT-RISK |
|-----------|------|---------|---------------|---------|
| 0 | 0 | 21 | 21 | 15 |

* Ratings are calculated with data available by 01/15/2014. Schools with Students Like Ours are Middle Schools with Poverty Indices of no more than 5% above or below the index for this school.

PASS PERFORMANCE

Our School Middle Schools with Students Like Ours Middle schools statewide



NAEP PERFORMANCE*

* Performance reported for SC and nation, data not available at school level. Percentages at NAEP Achievement Levels.



END OF COURSE TESTS - 2013

| % of students scoring 70 or above on: | Our Middle School | Middle Schools with Students Like Ours |
|---------------------------------------|-------------------|--|
| Algebra 1/Math for the Technologies 2 | 77.3 | 87.5 |
| English 1 | 86.4 | 87.8 |
| Physical Science | N/A | N/A |
| US History and the Constitution | N/A | N/A |
| All Subjects | 81.8 | 88.4 |

SC PERFORMANCE VISION

By 2020 all students will graduate with the knowledge and skills necessary to compete successfully in the global economy, participate in a democratic society and contribute positively as members of families and communities.

Abbreviations Key

N/A Not Applicable N/AV Not Available N/C Not Collected N/R Not Reported I/S Insufficient Sample TBD To be determined

Morningside Middle School [Charleston]

SCHOOL PROFILE

| | Our School | Change from Last Year | Middle Schools with Students Like Ours | Median Middle School |
|--|------------|-----------------------|--|----------------------|
| Students (n=620) | | | | |
| Students enrolled in high school credit courses (grades 7 & 8) | 20.6% | Down from 23.8% | 14.2% | 24.6% |
| Retention rate | 1.4% | No Change | 0.6% | 0.6% |
| Attendance rate | 94.1% | Down from 94.7% | 95.4% | 95.9% |
| Served by gifted and talented program | 13.2% | N/A | 6.7% | 18.5% |
| With disabilities | 11.5% | N/A | 16.1% | 13.0% |
| Older than usual for grade | 5.8% | N/A | 7.8% | 4.8% |
| Out-of-school suspensions or expulsions for violent and/or criminal offenses | 7.9% | Down from 11.1% | 0.5% | 0.6% |
| Annual dropout rate | 0.0% | No Change | 0.0% | 0.0% |
| Teachers (n=58) | | | | |
| Teachers with advanced degrees | 50.0% | Up from 49.2% | 60.0% | 61.5% |
| Continuing contract teachers | 46.6% | Down from 47.6% | 65.0% | 77.2% |
| Teachers returning from previous year | 67.9% | Up from 66.1% | 77.1% | 85.9% |
| Teacher attendance rate | 93.7% | Down from 97.9% | 95.3% | 94.9% |
| Average teacher salary* | \$40,491 | Up 1.3% | \$44,377 | \$47,313 |
| Classes not taught by highly qualified teachers | 13.1% | Down from 15.7% | 4.2% | 2.0% |
| Professional development days/teacher | 26.2 days | Up from 19.1 days | 9.3 days | 10.1 days |
| School | | | | |
| Principal's years at school | 4.0 | Up from 3.0 | 3.0 | 4.0 |
| Student-teacher ratio in core subjects | 15.5 to 1 | Up from 14.0 to 1 | 18.4 to 1 | 22.1 to 1 |
| Prime instructional time | 86.9% | Down from 92.1% | 89.7% | 89.6% |
| Opportunities in the arts | Good | No Change | Good | Good |
| SACS accreditation | No | No Change | Yes | Yes |
| Parents attending conferences | 90.7% | Down from 96.9% | 98.7% | 99.0% |
| Character development program | Excellent | No Change | Excellent | Good |
| Dollars spent per pupil** | \$5,328 | Up 0.8% | \$9,743 | \$7,239 |
| Percent of expenditures for instruction** | 54.0% | Up from 53.7% | 60.0% | 63.0% |
| Percent of expenditures for teacher salaries** | 52.0% | Up from 50.9% | 54.0% | 61.0% |
| ESEA composite index score | 85.3 | Up from 76.1 | 53.8 | 83.5 |

* Length of contract = 185+ days.

** Prior year audited financial data available.

EVALUATION RESULTS

| | Teachers | Students* | Parents* |
|--|----------|-----------|----------|
| Number of surveys returned | 14 | 111 | 40 |
| Percent satisfied with learning environment | 92.9% | 72.9% | 70% |
| Percent satisfied with social and physical environment | 92.9% | 80.5% | 56.4% |
| Percent satisfied with school-home relations | 7.1% | 76.2% | 74.4% |

*Only students at the highest middle school grade level at this school and their parents were included.

REPORT OF PRINCIPAL AND SCHOOL IMPROVEMENT COUNCIL

Morningside Middle School (MMS) completed its fourth year of single-gender education. The male academy, "ARMS", stands for Advancement and Refinement of Men for Society; the female academy, "EXCEL" means Excellence in Creativity and Educational Leadership. The research on single-gender education is very positive and we have seen great results. In addition to single gender, we have created a very "data rich" school where both staff and scholars are aware of the data and what changes need to be made to move it in a positive direction. Exploratory teachers teach both males and females at different times during the school day. Scholars continue to have opportunities to participate in co-ed activities like tutoring, academic competitions, and incentive socials.

MMS continues to make systemic progress. Our accomplishments are both academic and behavioral due to the programs we have put in place such as: literacy and math support classes, student intervention committee (CORE team), and the Positive Behavior Intervention Support (PBIS). We also encourage completion of high school with strong college awareness. Scholars are exposed to both in-state and out-of-state college campuses through numerous field trips during the school year. Scholars enrolled at MMS have the opportunity to earn up to 4 high school Carnegie units while they are here, which increases their chances of high school and college completion. We have maintained a strong School Improvement Council (SIC) and parent and community involvement has steadily increased.

This year's major school focus continues to be literacy. In order to support our efforts to raise the reading level of every scholar, we implemented reading courses four days per week. In the fall, all of our scholars were administered the AIMS Web Oral Reading Fluency assessment to determine individual needs. Four major levels of intervention were needed in order to address the needs of all of our scholars. Scholars were then assigned appropriate reading interventions in order to help increase their fluency and comprehension. Scholars who need additional assistance in math are also able to take a math support class in addition to their grade-level math class. The Academy, after school tutoring and support program, is available to all scholars free of charge and transportation is provided. An extended learning opportunity is also provided through our Saturday Academy Program which is free of charge and includes transportation.

While we continue to strive for academic success, MMS also works to develop the whole child. Each scholar is exposed to character traits and decision-making through the Junior Achievement Program. We focus on health and wellness daily, stressing the importance of healthy lifestyles for healthy minds. We promote leadership and offer a well-rounded athletic program that encourages healthy competition. At MMS, Excellence is our Standard!

Dr. Joseph Williams, Principal

Mr. George White, SIC Chairperson

Comprehensive detail, including definitions of ratings, performance criteria, and explanations of status, is available on www.ed.sc.gov and www.eoc.sc.gov as well as school and school district websites.

Printed versions are available from school districts upon request.

Abbreviations Key

N/A Not Applicable N/AV Not Available N/C Not Collected N/R Not Reported I/S Insufficient Sample TBD To be determined

NI Newly Identified CSI Continuing School Improvement CA Corrective Action RP Plan to Restructure R Restructure DELAY School Improvement Status HOLD School Improvement Status