



SC Annual School Report Card Summary

Laing Middle School
 Charleston
 Grades: 6-8 Enrollment: 605
 Principal: Deborah G. Price
 Superintendent: Dr. Nancy J. McGinley
 Board Chair: Mrs. Cindy Bohn Coats

PERFORMANCE

Comprehensive detail, including definitions of ratings, performance criteria, and explanations of status, is available on www.ed.sc.gov and www.eoc.sc.gov as well as school and school district websites. Printed versions are available from school districts upon request.

YEAR	ABSOLUTE RATING	GROWTH RATING	PALMETTO GOLD AND SILVER AWARD		ESEA/FEDERAL ACCOUNTABILITY RATING SYSTEM	
			General Performance	Closing the Gap	ESEA Grade	Accountability Indicator
2013	Excellent	Excellent	TBD	TBD	A	N/A
2012	Excellent	Excellent	Gold	Silver	B	N/A
2011	Excellent	Excellent	Gold	N/A	Not Met	N/A

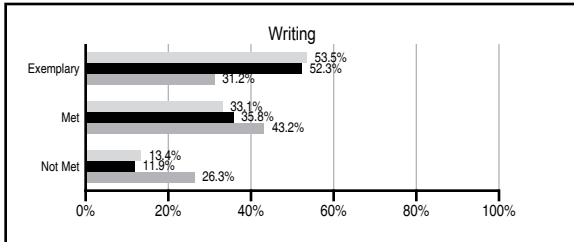
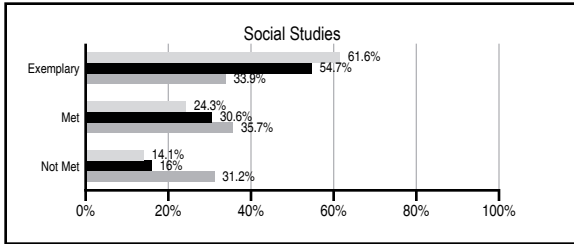
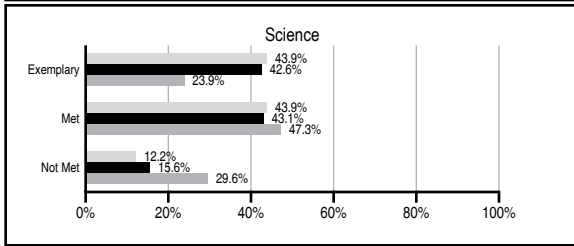
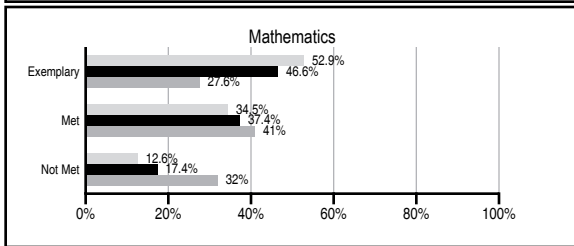
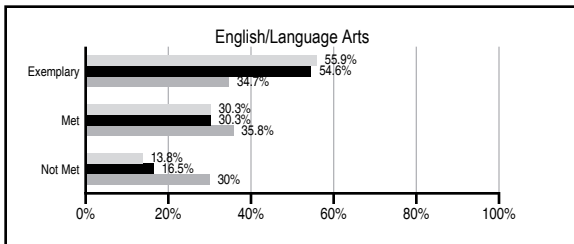
ABSOLUTE RATINGS OF MIDDLE SCHOOLS WITH STUDENTS LIKE OURS*

EXCELLENT	GOOD	AVERAGE	BELOW AVERAGE	AT-RISK
9	2	1	0	0

* Ratings are calculated with data available by 01/15/2014. Schools with Students Like Ours are Middle Schools with Poverty Indices of no more than 5% above or below the index for this school.

PASS PERFORMANCE

Our School Middle Schools with Students Like Ours Middle schools statewide



NAEP PERFORMANCE*

* Performance reported for SC and nation, data not available at school level. Percentages at NAEP Achievement Levels.



END OF COURSE TESTS - 2013

% of students scoring 70 or above on:	Our Middle School	Middle Schools with Students Like Ours
Algebra 1/Math for the Technologies 2	100.0	97.8
English 1	100.0	98.9
Physical Science	N/A	N/A
US History and the Constitution	N/A	N/A
All Subjects	100.0	98.5

SC PERFORMANCE VISION

By 2020 all students will graduate with the knowledge and skills necessary to compete successfully in the global economy, participate in a democratic society and contribute positively as members of families and communities.

Abbreviations Key

N/A Not Applicable N/AV Not Available N/C Not Collected N/R Not Reported I/S Insufficient Sample TBD To be determined

Laing Middle School [Charleston]

SCHOOL PROFILE

	Our School	Change from Last Year	Middle Schools with Students Like Ours	Median Middle School
Students (n=605)				
Students enrolled in high school credit courses (grades 7 & 8)	55.8%	Up from 49.3%	36.8%	24.6%
Retention rate	0.2%	Up from 0.0%	0.2%	0.6%
Attendance rate	96.5%	Down from 96.8%	96.4%	95.9%
Served by gifted and talented program	38.7%	N/A	33.2%	18.5%
With disabilities	4.5%	N/A	8.5%	13.0%
Older than usual for grade	2.4%	N/A	2.4%	4.8%
Out-of-school suspensions or expulsions for violent and/or criminal offenses	1.2%	Down from 9.5%	0.7%	0.6%
Annual dropout rate	0.2%	Down from 0.3%	0.0%	0.0%
Teachers (n=40)				
Teachers with advanced degrees	55.0%	Down from 56.1%	61.9%	61.5%
Continuing contract teachers	75.0%	Down from 75.6%	79.9%	77.2%
Teachers returning from previous year	81.9%	Down from 84.9%	86.1%	85.9%
Teacher attendance rate	96.0%	Down from 98.4%	95.2%	94.9%
Average teacher salary*	\$44,367	Down 0.0%	\$48,042	\$47,313
Classes not taught by highly qualified teachers	1.9%	Down from 5.6%	3.8%	2.0%
Professional development days/teacher	8.2 days	Down from 10.9 days	7.9 days	10.1 days
School				
Principal's years at school	10.0	Up from 8.0	4.0	4.0
Student-teacher ratio in core subjects	24.9 to 1	Up from 12.5 to 1	24.9 to 1	22.1 to 1
Prime instructional time	90.0%	Down from 94.7%	90.1%	89.6%
Opportunities in the arts	Good	No Change	Excellent	Good
SACS accreditation	No	No Change	Yes	Yes
Parents attending conferences	100.0%	No Change	99.8%	99.0%
Character development program	Excellent	No Change	Good	Good
Dollars spent per pupil**	\$6,901	Down 5.5%	\$6,191	\$7,239
Percent of expenditures for instruction**	59.0%	Up from 58.2%	62.0%	63.0%
Percent of expenditures for teacher salaries**	58.0%	Up from 55.0%	61.0%	61.0%
ESEA composite index score	98.5	Up from 81.5	91.3	83.5

* Length of contract = 185+ days.

** Prior year audited financial data available.

EVALUATION RESULTS

	Teachers	Students*	Parents*
Number of surveys returned	29	172	147
Percent satisfied with learning environment	96.5%	80.8%	89.1%
Percent satisfied with social and physical environment	93.1%	76.6%	83.5%
Percent satisfied with school-home relations	90%	85.3%	82.7%

*Only students at the highest middle school grade level at this school and their parents were included.

REPORT OF PRINCIPAL AND SCHOOL IMPROVEMENT COUNCIL

Laing Middle School of Science and Technology (LMSST) is one of three middle schools in the town of Mt. Pleasant, South Carolina. It is the only partial-magnet middle school in the area and also boasts being the only school in Charleston County with a Whole School STEM (science, technology, engineering and mathematics) initiative. Our school takes part in The Citadel's Lowcountry STEM Collaborative.

Our Student population of approximately 620 is enrolled in grades 6-8. LMSST has established a tradition of excellence that is evident throughout all areas of our school. It is recognized as a school that provides top-notch education for all students. Laing offers a small-school environment with the curriculum and academic excellence of a much larger school.

Students are exposed to courses such as pre-engineering, robotics, video production, meteorology, forensics and marine science. Our students have the opportunity to earn Carnegie Units for high school credit in Keyboarding, Computer Applications, Spanish I, Algebra I and Geometry. Laing Middle School of Science and Technology's successes are not limited to academic performance.

Our students excel on the playing field as well. Teams include volleyball, basketball, soccer, football, tennis, track, lacrosse and cheerleading. Laing students also participate in a wide range of extracurricular activities. These include Quest, Lego Robotics, Sea Perch, Jazz Band, Geography Bee, Spelling Bee, Regional and State History Day and Trebuchet competitions. At Laing we offer more than 30 clubs covering a wide range of topics. Clubs encourage civic and community responsibility as well as socialization.

Laing's Fine Arts Department (Band, Chorus, Orchestra and Art) regularly competes in state and regional competitions. The Laing Band and the Orchestra also received superior ratings in local and regional competitions.

Laing is working to close the achievement gap and raise PASS scores by the use of several school-wide initiatives. Any students scoring below the 25th percentile in reading receive small group instruction reading. These students are taught by specialized instructors.

The goal of LMSST is to provide the best education possible for 21st Century learners.

Deborah G. Price, Ed. S., Principal
Dawson, SIC Chairperson

Jane

Comprehensive detail, including definitions of ratings, performance criteria, and explanations of status, is available on www.ed.sc.gov and www.eoc.sc.gov as well as school and school district websites.

Printed versions are available from school districts upon request.

Abbreviations Key

N/A Not Applicable N/AV Not Available N/C Not Collected N/R Not Reported I/S Insufficient Sample TBD To be determined

NI Newly Identified CSI Continuing School Improvement CA Corrective Action RP Plan to Restructure R Restructure DELAY School Improvement Status HOLD School Improvement Status