



# SC Annual School Report Card Summary

James Island Middle School  
 Charleston  
 Grades: 6-8 Enrollment: 348  
 Principal: Murton J. Hudson  
 Superintendent: Dr. Nancy J. McGinley  
 Board Chair: Mrs. Cindy Bohn Coats

## PERFORMANCE

Comprehensive detail, including definitions of ratings, performance criteria, and explanations of status, is available on [www.ed.sc.gov](http://www.ed.sc.gov) and [www.eoc.sc.gov](http://www.eoc.sc.gov) as well as school and school district websites. Printed versions are available from school districts upon request.

YEAR	ABSOLUTE RATING	GROWTH RATING	PALMETTO GOLD AND SILVER AWARD		ESEA/FEDERAL ACCOUNTABILITY RATING SYSTEM	
			General Performance	Closing the Gap	ESEA Grade	Accountability Indicator
2013	Average	Average	TBD	TBD	B	N/A
2012	Average	Average	N/A	N/A	A	N/A
2011	Average	Average	Silver	N/A	Not Met	N/A

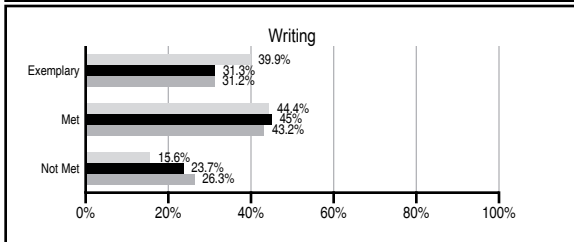
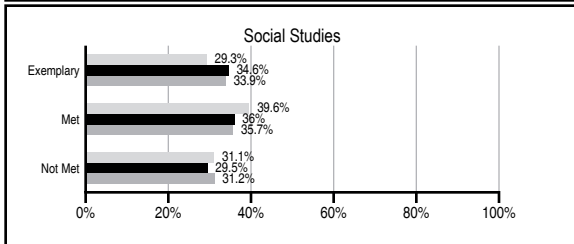
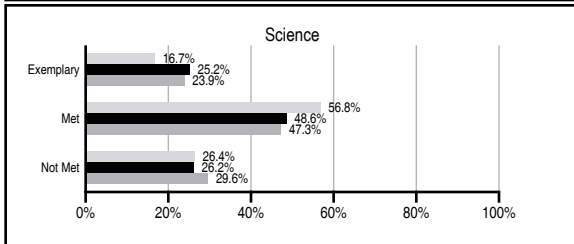
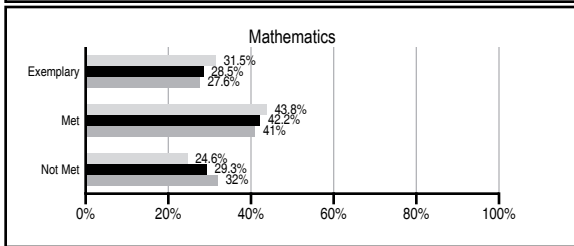
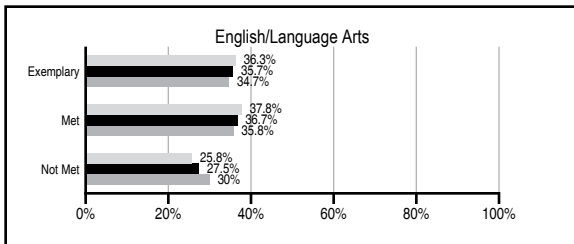
## ABSOLUTE RATINGS OF MIDDLE SCHOOLS WITH STUDENTS LIKE OURS\*

EXCELLENT	GOOD	AVERAGE	BELOW AVERAGE	AT-RISK
3	20	33	1	1

\* Ratings are calculated with data available by 01/15/2014. Schools with Students Like Ours are Middle Schools with Poverty Indices of no more than 5% above or below the index for this school.

## PASS PERFORMANCE

Our School
  Middle Schools with Students Like Ours
  Middle schools statewide



## NAEP PERFORMANCE\*

\* Performance reported for SC and nation, data not available at school level. Percentages at NAEP Achievement Levels.



## END OF COURSE TESTS - 2013

% of students scoring 70 or above on:	Our Middle School	Middle Schools with Students Like Ours
Algebra 1/Math for the Technologies 2	95.5	95.4
English 1	N/A	94.4
Physical Science	N/A	N/A
US History and the Constitution	N/A	N/A
All Subjects	95.5	95.0

## SC PERFORMANCE VISION

*By 2020 all students will graduate with the knowledge and skills necessary to compete successfully in the global economy, participate in a democratic society and contribute positively as members of families and communities.*

### Abbreviations Key

N/A Not Applicable N/AV Not Available N/C Not Collected N/R Not Reported I/S Insufficient Sample TBD To be determined

# James Island Middle School [Charleston]

## SCHOOL PROFILE

	Our School	Change from Last Year	Middle Schools with Students Like Ours	Median Middle School
<b>Students (n=348)</b>				
Students enrolled in high school credit courses (grades 7 & 8)	46.4%	Down from 58.2%	27.9%	24.6%
Retention rate	2.0%	No Change	0.6%	0.6%
Attendance rate	95.7%	Down from 95.9%	95.8%	95.9%
Served by gifted and talented program	24.1%	N/A	20.6%	18.5%
With disabilities	7.5%	N/A	13.4%	13.0%
Older than usual for grade	6.6%	N/A	5.3%	4.8%
Out-of-school suspensions or expulsions for violent and/or criminal offenses	3.4%	Up from 1.7%	0.8%	0.6%
Annual dropout rate	0.0%	No Change	0.0%	0.0%
<b>Teachers (n=24)</b>				
Teachers with advanced degrees	54.2%	Up from 53.8%	62.3%	61.5%
Continuing contract teachers	95.8%	Up from 88.5%	83.3%	77.2%
Teachers returning from previous year	88.1%	Up from 81.6%	88.1%	85.9%
Teacher attendance rate	92.6%	Down from 97.4%	94.5%	94.9%
Average teacher salary*	\$48,708	Up 6.2%	\$48,289	\$47,313
Classes not taught by highly qualified teachers	10.1%	Down from 14.8%	0.0%	2.0%
Professional development days/teacher	6.9 days	Up from 6.1 days	9.0 days	10.1 days
<b>School</b>				
Principal's years at school	5.0	Up from 4.0	4.0	4.0
Student-teacher ratio in core subjects	25.9 to 1	Up from 23.7 to 1	22.6 to 1	22.1 to 1
Prime instructional time	87.1%	Down from 92.6%	89.5%	89.6%
Opportunities in the arts	Good	No Change	Good	Good
SACS accreditation	No	No Change	Yes	Yes
Parents attending conferences	84.0%	Down from 97.5%	98.8%	99.0%
Character development program	Excellent	Up from Good	Good	Good
Dollars spent per pupil**	\$7,655	Up 12.5%	\$7,080	\$7,239
Percent of expenditures for instruction**	59.0%	Down from 61.7%	63.0%	63.0%
Percent of expenditures for teacher salaries**	57.0%	Down from 59.4%	60.5%	61.0%
ESEA composite index score	87.2	Down from 90.1	85.2	83.5

\* Length of contract = 185+ days.

\*\* Prior year audited financial data available.

## EVALUATION RESULTS

	Teachers	Students*	Parents*
Number of surveys returned	11	107	57
Percent satisfied with learning environment	81.9%	78.5%	79%
Percent satisfied with social and physical environment	100%	70.1%	79.6%
Percent satisfied with school-home relations	72.8%	86.9%	78.9%

\*Only students at the highest middle school grade level at this school and their parents were included.

Comprehensive detail, including definitions of ratings, performance criteria, and explanations of status, is available on [www.ed.sc.gov](http://www.ed.sc.gov) and [www.eoc.sc.gov](http://www.eoc.sc.gov) as well as school and school district websites.

Printed versions are available from school districts upon request.

## REPORT OF PRINCIPAL AND SCHOOL IMPROVEMENT COUNCIL

Welcome to James Island Middle School (JIMS). James Island, a small community located in Charleston, SC, near Folly Beach, is a unique place to both live and raise a family. At JIMS, we are committed to student academics, as well as educating the "whole child". Our mission is to create and maintain a school where the staff and community work closely together to support and nurture children, and where education is of primary importance to all. Our school promotes a safe, orderly, caring and supportive environment through the use of a positive behavior support system known as PBIS. Each student's self-esteem is fostered by positive relationships with other students and staff. We have been recognized for our commitment to the PBIS model by being awarded the "Banner Award" by the state. We have also been recognized for having a welcoming environment by being awarded the "Red Carpet Award" by the state as well.

Our community has always played an important part in the success of the school and our students as evidenced by our involvement with James Island Community Outreach, a group consisting of community members, religious leaders, law enforcement officers, and educators working together for our youth. JIMS features outstanding academics, fine arts, and athletic programs. Our strings program received a superior rating in the SC Concert Festival and our one-of-a-kind middle grades drumline was awarded a state championship. Academically, we accommodate the learning levels and styles of all our students through our honors, grade-level, and remediation programs, as well as through differentiated instruction. We also house a Literacy Intervention Program, which focuses on improving reading levels for struggling readers from James Island Middle School. As a school, we are excited about the coming years, as we begin implementing the common core standards at JIMS in creative and innovative ways. In addition, we offer four high school credit classes to our seventh and eighth grade students. These courses help to prepare our students for entrance into the International Baccalaureate Program at James Island Charter High School.

We believe it is critical that all students have the opportunity to participate in a variety of fine arts programs and extracurricular activities. Our students are able to enroll in Art, Band, Spanish, Strings, Computer Applications, Music, Keyboarding, and Physical Education. In addition, students can participate in student government, clubs, sports, and service learning projects. The opportunity to perform, work cooperatively, and travel together allows our students to gain self-confidence and lifelong skills for success. A rigorous academic curriculum, a vigorous fine arts program, and extracurricular activities encourage our students to pursue their individual strengths. We educate our students to become confident, competent, responsible citizens through diverse learning experiences in a positive and structured environment.

Murton J. Hudson, Principal  
Robin Bokern, SIC Chair

### Abbreviations Key

N/A Not Applicable N/AV Not Available N/C Not Collected N/R Not Reported I/S Insufficient Sample TBD To be determined

NI Newly Identified CSI Continuing School Improvement CA Corrective Action RP Plan to Restructure R Restructure DELAY School Improvement Status HOLD School Improvement Status