



SC Annual School Report Card Summary

Haut Gap Middle School
 Charleston
 Grades: 5-8 Enrollment: 523
 Principal: J. Travis Benintendo
 Superintendent: Dr. Nancy J. McGinley
 Board Chair: Mrs. Cindy Bohn Coats

PERFORMANCE

Comprehensive detail, including definitions of ratings, performance criteria, and explanations of status, is available on www.ed.sc.gov and www.eoc.sc.gov as well as school and school district websites. Printed versions are available from school districts upon request.

YEAR	ABSOLUTE RATING	GROWTH RATING	PALMETTO GOLD AND SILVER AWARD		ESEA/FEDERAL ACCOUNTABILITY RATING SYSTEM	
			General Performance	Closing the Gap	ESEA Grade	Accountability Indicator
2013	Good	Average	TBD	TBD	A	Focus
2012	Good	Good	Silver	N/A	A	Focus
2011	Good	Good	Silver	N/A	Not Met	N/A

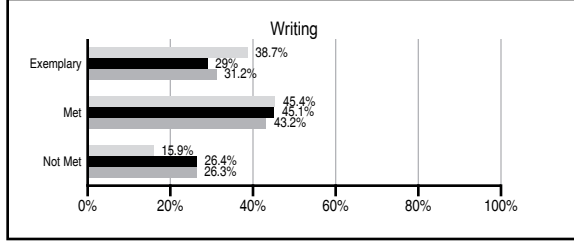
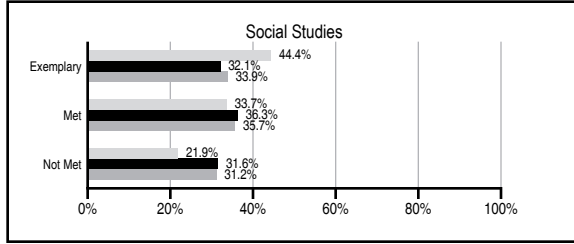
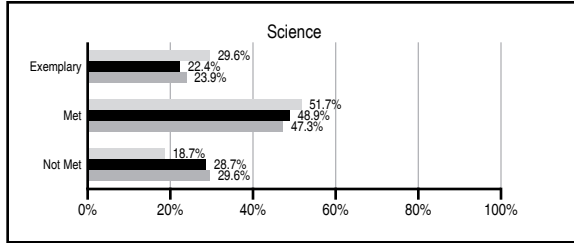
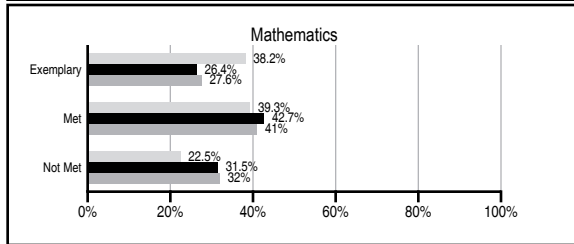
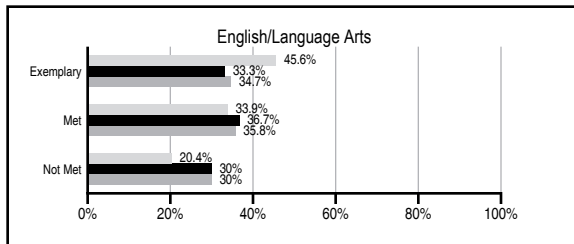
ABSOLUTE RATINGS OF MIDDLE SCHOOLS WITH STUDENTS LIKE OURS*

EXCELLENT	GOOD	AVERAGE	BELOW AVERAGE	AT-RISK
3	11	44	2	0

* Ratings are calculated with data available by 01/15/2014. Schools with Students Like Ours are Middle Schools with Poverty Indices of no more than 5% above or below the index for this school.

PASS PERFORMANCE

Our School Middle Schools with Students Like Ours Middle schools statewide



NAEP PERFORMANCE*

* Performance reported for SC and nation, data not available at school level. Percentages at NAEP Achievement Levels.



END OF COURSE TESTS - 2013

% of students scoring 70 or above on:	Our Middle School	Middle Schools with Students Like Ours
Algebra 1/Math for the Technologies 2	100.0	98.0
English 1	96.0	97.4
Physical Science	N/A	N/A
US History and the Constitution	N/A	N/A
All Subjects	98.3	97.7

SC PERFORMANCE VISION

By 2020 all students will graduate with the knowledge and skills necessary to compete successfully in the global economy, participate in a democratic society and contribute positively as members of families and communities.

Abbreviations Key

N/A Not Applicable N/AV Not Available N/C Not Collected N/R Not Reported I/S Insufficient Sample TBD To be determined

Haut Gap Middle School [Charleston]

SCHOOL PROFILE

	Our School	Change from Last Year	Middle Schools with Students Like Ours	Median Middle School
Students (n=523)				
Students enrolled in high school credit courses (grades 7 & 8)	72.2%	Up from 68.9%	25.5%	24.6%
Retention rate	0.6%	Down from 0.7%	0.8%	0.6%
Attendance rate	95.9%	Down from 96.1%	95.5%	95.9%
Served by gifted and talented program	33.1%	N/A	18.2%	18.5%
With disabilities	5.1%	N/A	13.8%	13.0%
Older than usual for grade	3.5%	N/A	6.0%	4.8%
Out-of-school suspensions or expulsions for violent and/or criminal offenses	2.5%	Down from 2.7%	0.7%	0.6%
Annual dropout rate	0.0%	No Change	0.0%	0.0%
Teachers (n=40)				
Teachers with advanced degrees	47.5%	Down from 57.5%	58.8%	61.5%
Continuing contract teachers	50.0%	Up from 47.5%	78.4%	77.2%
Teachers returning from previous year	68.9%	Down from 72.6%	86.0%	85.9%
Teacher attendance rate	96.8%	Down from 98.9%	94.6%	94.9%
Average teacher salary*	\$41,453	Up 2.0%	\$47,170	\$47,313
Classes not taught by highly qualified teachers	2.7%	Down from 7.1%	0.5%	2.0%
Professional development days/teacher	8.9 days	Down from 9.4 days	10.6 days	10.1 days
School				
Principal's years at school	1.0	Down from 5.0	4.0	4.0
Student-teacher ratio in core subjects	9.2 to 1	Down from 24.4 to 1	21.7 to 1	22.1 to 1
Prime instructional time	92.4%	Down from 94.8%	89.0%	89.6%
Opportunities in the arts	Excellent	No Change	Good	Good
SACS accreditation	No	No Change	Yes	Yes
Parents attending conferences	77.1%	Down from 90.5%	98.7%	99.0%
Character development program	Good	Down from Excellent	Good	Good
Dollars spent per pupil**	\$8,424	Down 4.5%	\$7,100	\$7,239
Percent of expenditures for instruction**	59.0%	Up from 58.3%	63.0%	63.0%
Percent of expenditures for teacher salaries**	55.0%	Up from 54.0%	61.0%	61.0%
ESEA composite index score	97.5	Down from 99.0	83.1	83.5

* Length of contract = 185+ days.

** Prior year audited financial data available.

EVALUATION RESULTS

	Teachers	Students*	Parents*
Number of surveys returned	21	117	77
Percent satisfied with learning environment	90.5%	73.5%	87%
Percent satisfied with social and physical environment	95.3%	80.3%	86.7%
Percent satisfied with school-home relations	57.2%	79.5%	81.5%

*Only students at the highest middle school grade level at this school and their parents were included.

Comprehensive detail, including definitions of ratings, performance criteria, and explanations of status, is available on www.ed.sc.gov and www.eoc.sc.gov as well as school and school district websites.

Printed versions are available from school districts upon request.

REPORT OF PRINCIPAL AND SCHOOL IMPROVEMENT COUNCIL

The Advanced Studies Magnet-Haut Gap Middle School has experienced another year of growth as engaged, invested learners made academic gains. Our growing Title I school of over 511 students is located in the rural community of Johns Island. The Advanced Studies Magnet-Haut Gap Middle School is a partial magnet consisting of 6th, 7th, and 8th grade traditional classes and 5th, 6th, 7th, and 8th grade magnet classes. In a positive and safe environment, our teachers are challenged to inspire and instill a love of learning. Students experience a unique and personalized learning experience through a varied and rigorous academic tract that meets the needs of all learners. Academic achievement growth was evidenced as Haut Gap's Growth Rating and Absolute Rating on the 2012 school report card remained Good.

Data reflects consistent strides in closing the achievement gap among students from varying ethnic groups, genders, and socio-economic levels. In 2012, HGMS was designated a "Focus School" to assist in closing the achievement gap. Differentiated instruction in addition to targeted instruction will remain a paramount goal for staff to continue to close the achievement gap. ASM-HG is a pilot school for the challenging, inquiry-based Math Innovations Program. Our Science Team went on to win the Carolina Science Bowl Competition and placed 1st in the Lowcountry Science fair.

There was a continued focus on literacy with daily reading enrichment classes utilizing high-interest adolescent literature and the workshop model. HGMS is again proud to have been awarded a literacy grant from the State Department of Education that provided professional development for staff. In addition, HGMS has contracted with Blue Bicycle book store of Charleston to implement the LILA's Poets in the Schools: Creative Writing Workshops and Compilation.

Students were given the opportunity to explore Art, Spanish, Creative Writing, the Scientific Process, Keyboarding and Computer Applications, and Government through elective classes. In addition, over 250 students participated on after-school athletic teams. Technology played an integral part in the learning environment. ASM-HG is the only one-to-one iPad middle school. Smart boards, iPads, doc-u-cams, and teacher microphones were utilized in all classrooms to enrich and motivate.

Our many partners in education have worked to strengthen and expand our academic program at ASM-HG. Saint John's Episcopal Church Angels provided school volunteers, supplies, luncheons, and a myriad of supports. Through Communities In Schools (CIS), volunteers from Kiawah and Seabrook Island have tutored and mentored students in magnet and regular classes, and community partnerships have been brought in to assist our students with basic needs and behavioral support. ASM-HG is Charleston County School District's middle level "Demonstration School" for the Positive Behavior Systems. We are a model school that represents a positive approach to student behavior, engagement, and achievement.

J. Travis Benintendo, Principal
Jennifer Oates, SIC Chairperson

Abbreviations Key

N/A Not Applicable N/AV Not Available N/C Not Collected N/R Not Reported I/S Insufficient Sample TBD To be determined

NI Newly Identified CSI Continuing School Improvement CA Corrective Action RP Plan to Restructure R Restructure DELAY School Improvement Status HOLD School Improvement Status