



SC Annual School Report Card Summary

Fort Johnson Middle School
 Charleston
 Grades: 6-8 Enrollment: 539
 Principal: David A. Parler
 Superintendent: Dr. Nancy J. McGinley
 Board Chair: Mrs. Cindy Bohn Coats

PERFORMANCE

Comprehensive detail, including definitions of ratings, performance criteria, and explanations of status, is available on www.ed.sc.gov and www.eoc.sc.gov as well as school and school district websites. Printed versions are available from school districts upon request.

YEAR	ABSOLUTE RATING	GROWTH RATING	PALMETTO GOLD AND SILVER AWARD		ESEA/FEDERAL ACCOUNTABILITY RATING SYSTEM	
			General Performance	Closing the Gap	ESEA Grade	Accountability Indicator
2013	Excellent	Excellent	TBD	TBD	A	N/A
2012	Excellent	Excellent	Gold	Gold	A	N/A
2011	Excellent	Good	Gold	N/A	Not Met	N/A

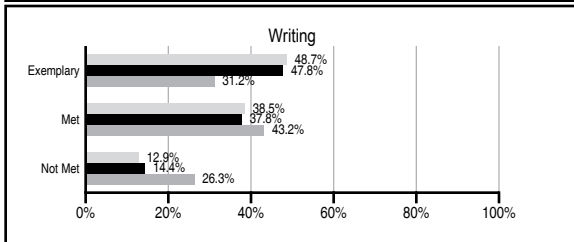
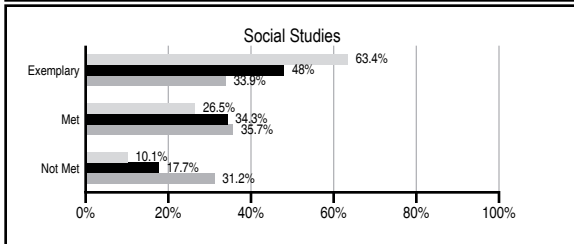
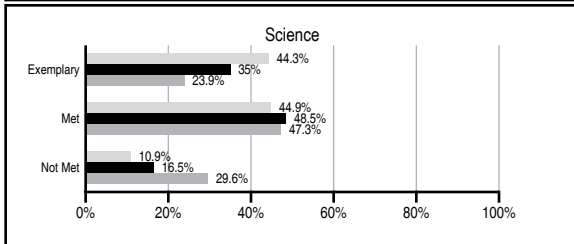
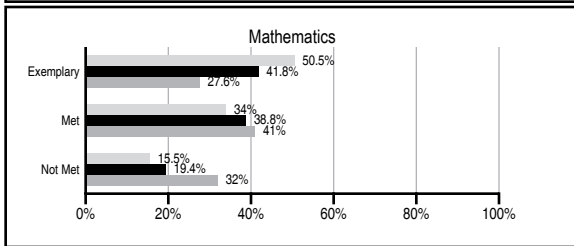
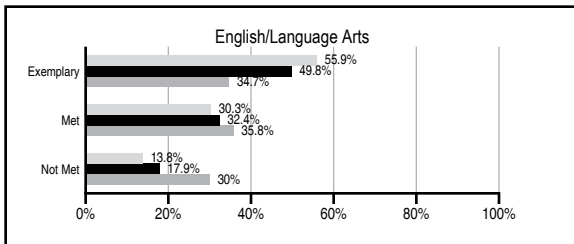
ABSOLUTE RATINGS OF MIDDLE SCHOOLS WITH STUDENTS LIKE OURS*

EXCELLENT	GOOD	AVERAGE	BELOW AVERAGE	AT-RISK
14	4	1	0	0

* Ratings are calculated with data available by 01/15/2014. Schools with Students Like Ours are Middle Schools with Poverty Indices of no more than 5% above or below the index for this school.

PASS PERFORMANCE

Our School Middle Schools with Students Like Ours Middle schools statewide



NAEP PERFORMANCE*

* Performance reported for SC and nation, data not available at school level. Percentages at NAEP Achievement Levels.



END OF COURSE TESTS - 2013

% of students scoring 70 or above on:	Our Middle School	Middle Schools with Students Like Ours
Algebra 1/Math for the Technologies 2	100.0	97.5
English 1	N/A	99.6
Physical Science	N/A	N/A
US History and the Constitution	N/A	N/A
All Subjects	100.0	97.6

SC PERFORMANCE VISION

By 2020 all students will graduate with the knowledge and skills necessary to compete successfully in the global economy, participate in a democratic society and contribute positively as members of families and communities.

Abbreviations Key

N/A Not Applicable N/AV Not Available N/C Not Collected N/R Not Reported I/S Insufficient Sample TBD To be determined

Fort Johnson Middle School [Charleston]

SCHOOL PROFILE

	Our School	Change from Last Year	Middle Schools with Students Like Ours	Median Middle School
Students (n=539)				
Students enrolled in high school credit courses (grades 7 & 8)	68.0%	Up from 66.4%	44.4%	24.6%
Retention rate	1.3%	Up from 1.1%	0.2%	0.6%
Attendance rate	96.7%	Down from 97.4%	96.5%	95.9%
Served by gifted and talented program	42.1%	N/A	32.1%	18.5%
With disabilities	5.8%	N/A	10.7%	13.0%
Older than usual for grade	3.2%	N/A	3.1%	4.8%
Out-of-school suspensions or expulsions for violent and/or criminal offenses	1.5%	Down from 2.0%	0.6%	0.6%
Annual dropout rate	0.0%	No Change	0.0%	0.0%
Teachers (n=34)				
Teachers with advanced degrees	55.9%	Up from 52.8%	67.6%	61.5%
Continuing contract teachers	85.3%	Up from 75.0%	82.6%	77.2%
Teachers returning from previous year	86.0%	Down from 86.3%	88.2%	85.9%
Teacher attendance rate	97.2%	Down from 98.8%	94.5%	94.9%
Average teacher salary*	\$42,938	Up 4.8%	\$49,334	\$47,313
Classes not taught by highly qualified teachers	0.0%	No Change	2.3%	2.0%
Professional development days/teacher	9.2 days	Up from 7.3 days	8.7 days	10.1 days
School				
Principal's years at school	12.0	Up from 11.0	4.0	4.0
Student-teacher ratio in core subjects	26.0 to 1	Down from 28.1 to 1	25.0 to 1	22.1 to 1
Prime instructional time	93.3%	Down from 96.1%	90.5%	89.6%
Opportunities in the arts	Good	No Change	Excellent	Good
SACS accreditation	No	No Change	Yes	Yes
Parents attending conferences	92.4%	Up from 89.2%	98.2%	99.0%
Character development program	Excellent	No Change	Good	Good
Dollars spent per pupil**	\$6,308	Up 3.3%	\$6,427	\$7,239
Percent of expenditures for instruction**	62.0%	Down from 62.1%	63.0%	63.0%
Percent of expenditures for teacher salaries**	61.0%	Up from 60.6%	62.0%	61.0%
ESEA composite index score	99.9	Up from 93.6	88.4	83.5

* Length of contract = 185+ days.

** Prior year audited financial data available.

EVALUATION RESULTS

	Teachers	Students*	Parents*
Number of surveys returned	35	149	120
Percent satisfied with learning environment	100%	78.5%	90%
Percent satisfied with social and physical environment	97.2%	85.1%	93.5%
Percent satisfied with school-home relations	91.2%	85.7%	82.9%

*Only students at the highest middle school grade level at this school and their parents were included.

REPORT OF PRINCIPAL AND SCHOOL IMPROVEMENT COUNCIL

The mission of Fort Johnson Middle School is to provide a safe, academically challenging environment, in partnership with families and the community, to develop confident, responsible life-long learners. In 2012-13, there were 535 students enrolled in the school with 33 full-time teachers. Students continued to excel academically. A number of students participated and won awards in the Lowcountry Science Fair and the QUEST competition. In addition, 22 eighth-grade students were named as SC Junior Scholars based on their performance on the PSAT and SAT. 55 seventh graders qualified to take the SAT or ACT for Duke TIP identification and three were named Duke TIP Scholars. Our school's spelling bee winner won the Tri-county Spellbound competition and advanced to nationals in Washington, DC. On our 2012 School Report Card, we received an absolute rating of "Excellent". Fort Johnson also received the Palmetto Gold Award, a statewide award given to schools based on their overall academic achievement and the Palmetto Gold Award for closing the achievement gap.

Fort Johnson is a community school with many programs involving the community including: The Citadel, College of Charleston, and St. James Presbyterian Church. The School Improvement Council met throughout the year to update the school's five-year strategic plan, evaluate parent, teacher, and student climate surveys, and monitor the progress of the Vision 2016 goals. The guidance program continued many successful programs in 2012-13 including: Random Acts of Kindness, Core Team, Fun Friday, and Positive Behavior Intervention Support. The career counselor introduced students to a variety of career options through a school-wide career fair, classroom workshops, Job Shadowing Day, Apple Store trip, college tours, Air Force Base tour, Supreme Court and State House tours, Guys in Ties, and Careers in Heels speaking events.

Our sports programs continued to be successful in 2012-2013, with students participating in football, volleyball, basketball, cheerleading, golf, soccer, track and field, cross country track, and tennis. League championships and/or runners-up were garnered by: 6th grade boys' basketball, 8th grade boys' and girls' basketball, JV and varsity baseball, coed soccer, and girls' cross country.

The fine arts program developed some very talented students with a number of band and string students participating and receiving superior ratings in the Solo and Ensemble Festival. In addition, band and strings students participated in All-County Band, Charleston County Prep Orchestra, Region 4 Band, and All-State Band. Six students were named as District IX PTA Reflections contest winners and advanced to the state competition. The Art Club won the Charleston County Park and Recreation's Holiday Post Card Contest. The Fort Johnson Players performed two outstanding musicals in 2012-2013, Oklahoma and Guys and Dolls.

Parents are encouraged to become involved in their child's education through participation in the School Improvement Council, the PTA, the athletic and band booster clubs, or through special events and activities. Our school will continue to shine with parents, students, and faculty collaborating for the children's education.

David A. Parler, Principal
Tillman, SIC Chairperson

Jenn

Comprehensive detail, including definitions of ratings, performance criteria, and explanations of status, is available on www.ed.sc.gov and www.eoc.sc.gov as well as school and school district websites.

Printed versions are available from school districts upon request.

Abbreviations Key

N/A Not Applicable N/AV Not Available N/C Not Collected N/R Not Reported I/S Insufficient Sample TBD To be determined

NI Newly Identified CSI Continuing School Improvement CA Corrective Action RP Plan to Restructure R Restructure DELAY School Improvement Status HOLD School Improvement Status