



SC Annual School Report Card Summary

Northwoods Middle School
 Charleston
 Grades: 6-8 Enrollment: 857
 Principal: Daniel Conner
 Superintendent: Dr. Nancy J. McGinley
 Board Chair: Mrs. Cindy Bohn Coats

PERFORMANCE

Comprehensive detail, including definitions of ratings, performance criteria, and explanations of status, is available on www.ed.sc.gov and www.eoc.sc.gov as well as school and school district websites. Printed versions are available from school districts upon request.

YEAR	ABSOLUTE RATING	GROWTH RATING	PALMETTO GOLD AND SILVER AWARD		ESEA/FEDERAL ACCOUNTABILITY RATING SYSTEM	
			General Performance	Closing the Gap	ESEA Grade	Accountability Indicator
2013	Below Average	Average	TBD	TBD	F	N/A
2012	Below Average	Average	N/A	N/A	A	N/A
2011	At-Risk	Below Average	N/A	N/A	Not Met	N/A

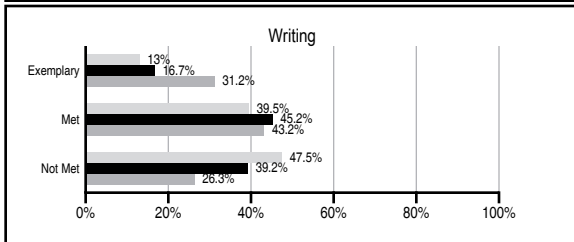
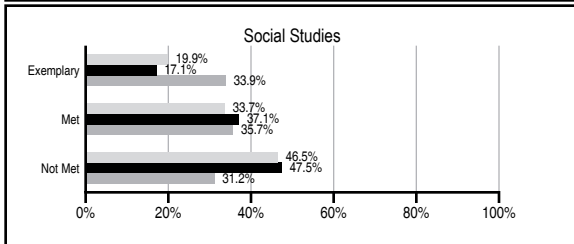
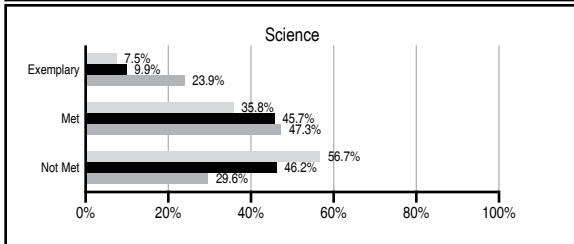
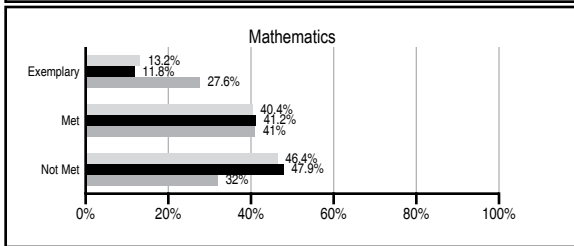
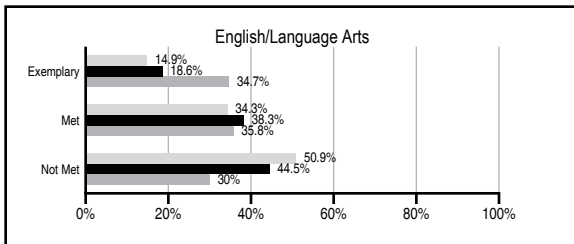
ABSOLUTE RATINGS OF MIDDLE SCHOOLS WITH STUDENTS LIKE OURS*

EXCELLENT	GOOD	AVERAGE	BELOW AVERAGE	AT-RISK
0	0	30	29	15

* Ratings are calculated with data available by 01/15/2014. Schools with Students Like Ours are Middle Schools with Poverty Indices of no more than 5% above or below the index for this school.

PASS PERFORMANCE

Our School
 Middle Schools with Students Like Ours
 Middle schools statewide



NAEP PERFORMANCE*

* Performance reported for SC and nation, data not available at school level. Percentages at NAEP Achievement Levels.



END OF COURSE TESTS - 2013

% of students scoring 70 or above on:	Our Middle School	Middle Schools with Students Like Ours
Algebra 1/Math for the Technologies 2	100.0	89.3
English 1	N/A	85.7
Physical Science	N/A	N/A
US History and the Constitution	N/A	N/A
All Subjects	100.0	89.6

SC PERFORMANCE VISION

By 2020 all students will graduate with the knowledge and skills necessary to compete successfully in the global economy, participate in a democratic society and contribute positively as members of families and communities.

Abbreviations Key

N/A Not Applicable N/AV Not Available N/C Not Collected N/R Not Reported I/S Insufficient Sample TBD To be determined

Northwoods Middle School [Charleston]

SCHOOL PROFILE

	Our School	Change from Last Year	Middle Schools with Students Like Ours	Median Middle School
Students (n=857)				
Students enrolled in high school credit courses (grades 7 & 8)	7.9%	Down from 17.5%	14.3%	24.6%
Retention rate	1.3%	Up from 0.5%	1.1%	0.6%
Attendance rate	94.2%	Up from 93.0%	95.3%	95.9%
Served by gifted and talented program	10.7%	N/A	7.0%	18.5%
With disabilities	13.1%	N/A	15.8%	13.0%
Older than usual for grade	7.3%	N/A	7.3%	4.8%
Out-of-school suspensions or expulsions for violent and/or criminal offenses	9.3%	Down from 15.6%	0.5%	0.6%
Annual dropout rate	0.5%	Down from 0.8%	0.0%	0.0%
Teachers (n=56)				
Teachers with advanced degrees	37.5%	Down from 43.1%	60.0%	61.5%
Continuing contract teachers	48.2%	Down from 53.4%	69.7%	77.2%
Teachers returning from previous year	66.8%	Down from 70.2%	79.6%	85.9%
Teacher attendance rate	96.1%	Down from 98.6%	95.2%	94.9%
Average teacher salary*	\$40,173	Down 0.0%	\$44,869	\$47,313
Classes not taught by highly qualified teachers	8.3%	Up from 0.8%	2.7%	2.0%
Professional development days/teacher	5.9 days	Down from 6.0 days	9.3 days	10.1 days
School				
Principal's years at school	1.0	Down from 5.0	3.0	4.0
Student-teacher ratio in core subjects	22.7 to 1	Up from 20.3 to 1	18.7 to 1	22.1 to 1
Prime instructional time	89.5%	Down from 91.0%	89.2%	89.6%
Opportunities in the arts	Fair	Down from Good	Good	Good
SACS accreditation	No	No Change	Yes	Yes
Parents attending conferences	53.1%	Down from 100.0%	98.7%	99.0%
Character development program	Good	No Change	Good	Good
Dollars spent per pupil**	\$7,067	Up 7.6%	\$9,326	\$7,239
Percent of expenditures for instruction**	62.0%	Up from 58.6%	61.0%	63.0%
Percent of expenditures for teacher salaries**	58.0%	Up from 55.3%	55.0%	61.0%
ESEA composite index score	57.1	Down from 91.5	59.6	83.5

* Length of contract = 185+ days.

** Prior year audited financial data available.

EVALUATION RESULTS

	Teachers	Students*	Parents*
Number of surveys returned	12	122	34
Percent satisfied with learning environment	41.6%	68.8%	67.7%
Percent satisfied with social and physical environment	45.5%	65.5%	59.4%
Percent satisfied with school-home relations	0%	78.3%	64.8%

*Only students at the highest middle school grade level at this school and their parents were included.

REPORT OF PRINCIPAL AND SCHOOL IMPROVEMENT COUNCIL

The 2012-2013 school year has been one of great successes. In 2012, our absolute rating increased from At-Risk to Below Average, our growth rating was Average, and we received an ESEA rating of an A. Throughout this year we have relied heavily on placement tests and MAP data to determine the best classes for every student.

Throughout the year the teachers at Northwoods engaged in professional development that targeted the Mastery Teaching Model, student engagement, and Action-Based learning. Our teachers meet weekly to strategically plan engaging, meaningful lessons for our students in addition to monthly department and CORE meetings. Teachers also review student data on a consistent basis through regularly scheduled "data days" with the principal.

This year we implemented the district initiative to provide reading intervention to a targeted group of students. They provided us with a Master Reading Teacher and three Associate Reading Teachers to give additional instructional support to students. As a school we decided to mirror this program to include math interventions as well. Since the beginning of school, the students have continued to make progress.

This year we also implemented mandatory report card pick up nights each quarter. This initiative has been both well-received and well-attended by our parents. It allows parents to meet with teachers and have student progress conferences with teachers on a quarterly basis.

As a school we remain committed to the social and extracurricular development of our students. Northwoods continues to provide a variety of academic and non-academic activities and clubs. Teachers at Northwoods provided after school tutoring and PASS PUSH activities for all students. In addition to this, our students this year continued to participate in CLASSY Ladies and WISE Guys. We also participated in the Trident and Recreational basketball and football leagues. Next year, in 2013-2014, we plan on expanding our related arts program to include Chorus, Creative Writing, and additional STEMS classes.

As we prepare for next year, we look forward to continuing to meet the academic challenges that lay before us. Northwoods is committed to making decisions that we believe will move our school closer to an "Excellent" school. We are confident that our students are capable of achieving high academic levels if provided with the tools and time necessary for success. We are committed to making our vision of student success a reality. Nighthawks SOAR!

Daniel Conner, Principal
Bellemare, SIC Chair

Camille

Comprehensive detail, including definitions of ratings, performance criteria, and explanations of status, is available on www.ed.sc.gov and www.eoc.sc.gov as well as school and school district websites.

Printed versions are available from school districts upon request.

Abbreviations Key

N/A Not Applicable N/AV Not Available N/C Not Collected N/R Not Reported I/S Insufficient Sample TBD To be determined

NI Newly Identified CSI Continuing School Improvement CA Corrective Action RP Plan to Restructure R Restructure DELAY School Improvement Status HOLD School Improvement Status