

SC Annual School Report Card Summary

Sandy Run School
 Calhoun County
 Grades: PK-8 Enrollment: 583
 Principal: George Kiernan
 Superintendent: Dr. Steve Wilson
 Board Chair: Mr. Gary Porth

PERFORMANCE

Comprehensive detail, including definitions of ratings, performance criteria, and explanations of status, is available on www.ed.sc.gov and www.eoc.sc.gov as well as school and school district websites. Printed versions are available from school districts upon request.

YEAR	ABSOLUTE RATING	GROWTH RATING	PALMETTO GOLD AND SILVER AWARD		ESEA/FEDERAL ACCOUNTABILITY RATING SYSTEM	
			General Performance	Closing the Gap	ESEA Grade	Accountability Indicator
2013	Average	Average	TBD	TBD	B	Reward
2012	Average	Average	N/A	Silver	B	Reward
2011	Average	Good	Silver	N/A	Not Met	N/A

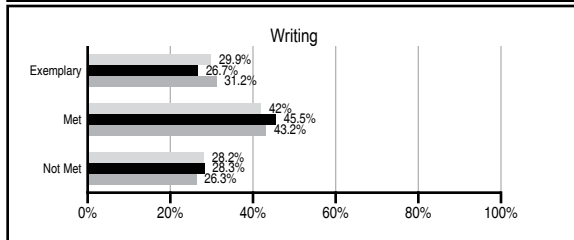
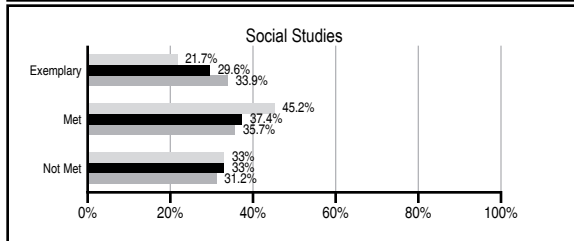
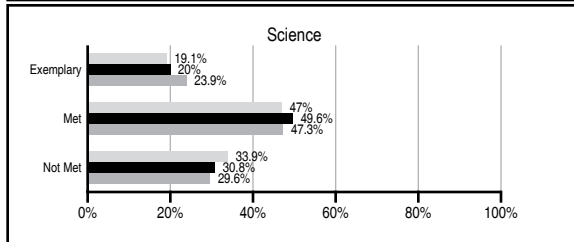
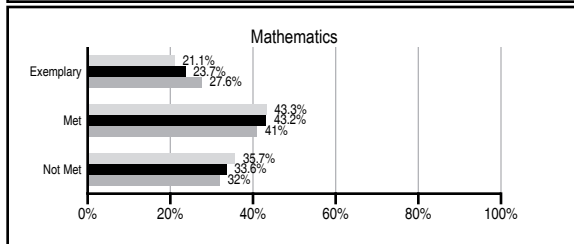
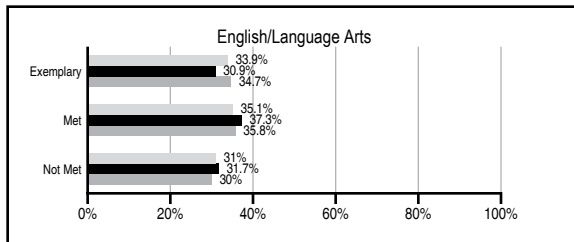
ABSOLUTE RATINGS OF MIDDLE SCHOOLS WITH STUDENTS LIKE OURS*

EXCELLENT	GOOD	AVERAGE	BELOW AVERAGE	AT-RISK
3	7	48	6	0

* Ratings are calculated with data available by 01/15/2014. Schools with Students Like Ours are Middle Schools with Poverty Indices of no more than 5% above or below the index for this school.

PASS PERFORMANCE

Our School Middle Schools with Students Like Ours Middle schools statewide



NAEP PERFORMANCE*

* Performance reported for SC and nation, data not available at school level. Percentages at NAEP Achievement Levels.



END OF COURSE TESTS - 2013

% of students scoring 70 or above on:	Our Middle School	Middle Schools with Students Like Ours
Algebra 1/Math for the Technologies 2	95.7	96.9
English 1	95.7	96.2
Physical Science	N/A	N/A
US History and the Constitution	N/A	N/A
All Subjects	95.7	96.9

SC PERFORMANCE VISION

By 2020 all students will graduate with the knowledge and skills necessary to compete successfully in the global economy, participate in a democratic society and contribute positively as members of families and communities.

Abbreviations Key

N/A Not Applicable N/AV Not Available N/C Not Collected N/R Not Reported I/S Insufficient Sample TBD To be determined

Sandy Run School [Calhoun County]

SCHOOL PROFILE

	Our School	Change from Last Year	Middle Schools with Students Like Ours	Median Middle School
Students (n=583)				
Students enrolled in high school credit courses (grades 7 & 8)	17.7%	Down from 21.9%	21.9%	24.6%
Retention rate	1.2%	Down from 1.3%	0.8%	0.6%
Attendance rate	95.6%	Down from 96.0%	95.6%	95.9%
Served by gifted and talented program	4.6%	N/A	17.1%	18.5%
With disabilities	10.2%	N/A	13.9%	13.0%
Older than usual for grade	2.8%	N/A	6.0%	4.8%
Out-of-school suspensions or expulsions for violent and/or criminal offenses	1.2%	Down from 3.9%	0.7%	0.6%
Annual dropout rate	0.0%	No Change	0.0%	0.0%
Teachers (n=42)				
Teachers with advanced degrees	52.4%	Down from 57.1%	58.6%	61.5%
Continuing contract teachers	76.2%	Down from 90.5%	76.0%	77.2%
Teachers returning from previous year	89.0%	Down from 90.1%	85.1%	85.9%
Teacher attendance rate	94.0%	Down from 97.6%	94.7%	94.9%
Average teacher salary*	\$46,014	Up 1.5%	\$46,554	\$47,313
Classes not taught by highly qualified teachers	0.0%	No Change	1.9%	2.0%
Professional development days/teacher	6.4 days	Up from 5.9 days	11.4 days	10.1 days
School				
Principal's years at school	6.0	Up from 5.0	6.0	4.0
Student-teacher ratio in core subjects	17.8 to 1	Down from 18.8 to 1	22.5 to 1	22.1 to 1
Prime instructional time	88.5%	Down from 92.9%	89.3%	89.6%
Opportunities in the arts	Good	No Change	Good	Good
SACS accreditation	Yes	No Change	Yes	Yes
Parents attending conferences	98.3%	Down from 100.0%	98.2%	99.0%
Character development program	Excellent	No Change	Good	Good
Dollars spent per pupil**	\$6,731	Down 7.1%	\$6,996	\$7,239
Percent of expenditures for instruction**	70.0%	No Change	63.0%	63.0%
Percent of expenditures for teacher salaries**	69.0%	Down from 69.4%	60.0%	61.0%
ESEA composite index score	84.7	Up from 83.5	79.8	83.5

* Length of contract = 185+ days.

** Prior year audited financial data available.

REPORT OF PRINCIPAL AND SCHOOL IMPROVEMENT COUNCIL

Sandy Run K-8 School prides itself in educating all of its students in order that they may develop skills that will enable them to be fully functioning and diversely educated individuals who are prepared to meet the challenges of life in the twenty-first century. To achieve these goals, students receive an integrated education that provides them with academic knowledge and assists them in their own personal development. Differentiated learning is utilized within the classrooms that will addresses the different learning styles of the students and meets their individual needs.

Teachers are continuously exposed to different methods of teaching by attending various workshops both in and out of our district. The teachers use this knowledge to help their teaching style, along with exposing other teachers to the new methods they were taught.

As a school community we have been recognized as an Award Winning School. This was accomplished by achieving high PASS scores for two consecutive years. We were also awarded the Palmetto Silver Award for "closing the achievement gap. "

Parental involvement has always been a vital cog to our success. The parents at Sandy Run K-8 are available to help in any way necessary. This involvement with the community has helped Sandy Run K-8 grow in a very positive fashion.

The faculty at Sandy Run K-8 takes the education and safety of every child very seriously. We will continue to make sure that each child can reach his or her fullest potential in a safe and caring environment.

Sincerely,
 George Kiernan
 Principal Sandy Run K-8
 Lisa Williams
 President School Improvement Council

EVALUATION RESULTS

	Teachers	Students*	Parents*
Number of surveys returned	34	41	42
Percent satisfied with learning environment	88.2%	75.6%	81%
Percent satisfied with social and physical environment	94.1%	75.6%	76.7%
Percent satisfied with school-home relations	91.1%	80.4%	83.4%

*Only students at the highest middle school grade level at this school and their parents were included.

Comprehensive detail, including definitions of ratings, performance criteria, and explanations of status, is available on www.ed.sc.gov and www.eoc.sc.gov as well as school and school district websites.

Printed versions are available from school districts upon request.

Abbreviations Key

N/A Not Applicable N/AV Not Available N/C Not Collected N/R Not Reported I/S Insufficient Sample TBD To be determined

NI Newly Identified CSI Continuing School Improvement CA Corrective Action RP Plan to Restructure R Restructure DELAY School Improvement Status HOLD School Improvement Status