



SC Annual School Report Card Summary

Sangaree Middle School
 Berkeley County
 Grades: 6-8 Enrollment: 790
 Principal: Margaret Day
 Superintendent: Dr. Rodney Thompson
 Board Chair: Doug Cooper

PERFORMANCE

Comprehensive detail, including definitions of ratings, performance criteria, and explanations of status, is available on www.ed.sc.gov and www.eoc.sc.gov as well as school and school district websites. Printed versions are available from school districts upon request.

YEAR	ABSOLUTE RATING	GROWTH RATING	PALMETTO GOLD AND SILVER AWARD		ESEA/FEDERAL ACCOUNTABILITY RATING SYSTEM	
			General Performance	Closing the Gap	ESEA Grade	Accountability Indicator
2013	Average	Average	TBD	TBD	C	N/A
2012	Average	Average	N/A	Silver	B	N/A
2011	Average	Average	Silver	N/A	Not Met	N/A

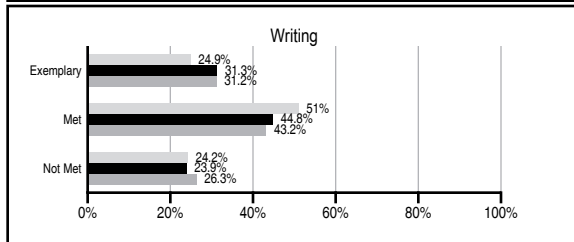
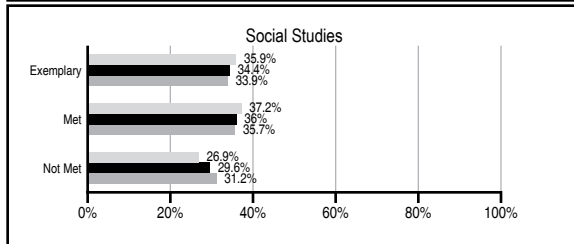
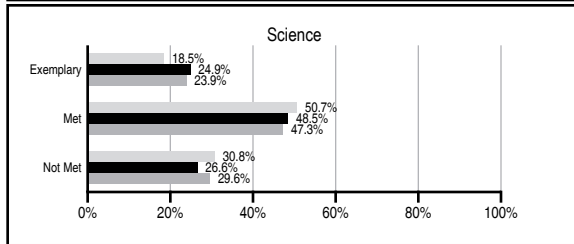
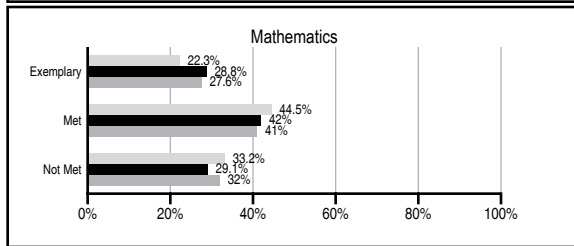
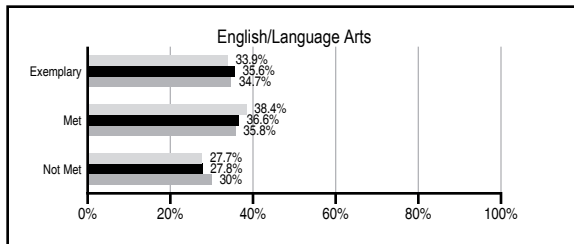
ABSOLUTE RATINGS OF MIDDLE SCHOOLS WITH STUDENTS LIKE OURS*

EXCELLENT	GOOD	AVERAGE	BELOW AVERAGE	AT-RISK
3	21	37	1	1

* Ratings are calculated with data available by 01/15/2014. Schools with Students Like Ours are Middle Schools with Poverty Indices of no more than 5% above or below the index for this school.

PASS PERFORMANCE

Our School Middle Schools with Students Like Ours Middle schools statewide



NAEP PERFORMANCE*

* Performance reported for SC and nation, data not available at school level. Percentages at NAEP Achievement Levels.



END OF COURSE TESTS - 2013

% of students scoring 70 or above on:	Our Middle School	Middle Schools with Students Like Ours
Algebra 1/Math for the Technologies 2	98.5	95.6
English 1	98.8	94.7
Physical Science	N/A	N/A
US History and the Constitution	N/A	N/A
All Subjects	98.7	95.2

SC PERFORMANCE VISION

By 2020 all students will graduate with the knowledge and skills necessary to compete successfully in the global economy, participate in a democratic society and contribute positively as members of families and communities.

Abbreviations Key

N/A Not Applicable N/AV Not Available N/C Not Collected N/R Not Reported I/S Insufficient Sample TBD To be determined

Sangaree Middle School [Berkeley County]

SCHOOL PROFILE

	Our School	Change from Last Year	Middle Schools with Students Like Ours	Median Middle School
Students (n=790)				
Students enrolled in high school credit courses (grades 7 & 8)	30.7%	Up from 29.3%	25.6%	24.6%
Retention rate	0.4%	Up from 0.3%	0.7%	0.6%
Attendance rate	95.7%	Down from 96.5%	95.8%	95.9%
Served by gifted and talented program	21.0%	N/A	21.0%	18.5%
With disabilities	13.8%	N/A	13.8%	13.0%
Older than usual for grade	6.4%	N/A	5.2%	4.8%
Out-of-school suspensions or expulsions for violent and/or criminal offenses	0.9%	Up from 0.8%	0.8%	0.6%
Annual dropout rate	0.0%	No Change	0.0%	0.0%
Teachers (n=43)				
Teachers with advanced degrees	46.5%	Down from 53.3%	62.3%	61.5%
Continuing contract teachers	79.1%	Down from 82.2%	83.3%	77.2%
Teachers returning from previous year	83.8%	Down from 88.9%	88.4%	85.9%
Teacher attendance rate	94.2%	Up from 90.2%	94.5%	94.9%
Average teacher salary*	\$46,131	Down 0.9%	\$48,289	\$47,313
Classes not taught by highly qualified teachers	0.0%	Down from 1.2%	0.0%	2.0%
Professional development days/teacher	19.4 days	Up from 14.0 days	9.0 days	10.1 days
School				
Principal's years at school	3.0	Up from 2.0	4.0	4.0
Student-teacher ratio in core subjects	25.8 to 1	Up from 24.8 to 1	22.2 to 1	22.1 to 1
Prime instructional time	89.4%	Up from 85.8%	89.3%	89.6%
Opportunities in the arts	Good	No Change	Good	Good
SACS accreditation	Yes	No Change	Yes	Yes
Parents attending conferences	100.0%	No Change	98.4%	99.0%
Character development program	Excellent	No Change	Good	Good
Dollars spent per pupil**	\$5,444	Down 26.2%	\$7,202	\$7,239
Percent of expenditures for instruction**	70.0%	Up from 59.1%	63.0%	63.0%
Percent of expenditures for teacher salaries**	68.0%	Up from 56.6%	61.0%	61.0%
ESEA composite index score	75.9	Down from 85.0	84.8	83.5

* Length of contract = 185+ days.

** Prior year audited financial data available.

EVALUATION RESULTS

	Teachers	Students*	Parents*
Number of surveys returned	46	214	31
Percent satisfied with learning environment	78.2%	54.2%	74.2%
Percent satisfied with social and physical environment	86.4%	74.1%	67.8%
Percent satisfied with school-home relations	73.3%	76.3%	66.7%

*Only students at the highest middle school grade level at this school and their parents were included.

REPORT OF PRINCIPAL AND SCHOOL IMPROVEMENT COUNCIL

The 2012-2013 school year has been a fantastic one at Sangaree Middle School. It has been a year of challenge as we have embarked upon implementing the Common Core State Standards. Our staff continues to raise the level of rigor in all areas of the curriculum by implementing new instructional strategies to actively engage students in learning. Our Professional Learning Communities have strengthened as a result of this focus on CCSS.

We continue our efforts to implement the key practices of Making Middle Grades Work. Focus teams have been hard at work organizing "Data Buddies" to help students set realistic goals based upon performance, hosting family events such as Family Movie and Trivia Nights, and providing transition activities for incoming and outgoing students. Our leadership team conducted a staff book study on Teaching to Capture and Inspire All Learners. As we continue our focus on continuous improvement, we have seen the results in student successes. This year, 18 students were recognized as Junior Scholars and 5 as Duke TIP Scholars, and we inducted 64 students into our Junior Beta Club. Our arts department continues to garner awards and recognition with 19 students participating in All County Chorus, 27 in All County Junior Orchestra, 17 in All County Junior Band, 7 in Regional Band, 5 in Beginner All County Band, and 1 in All State Band. It is no wonder, then, that our orchestra received a Superior Rating in Concert Festival and our band received an Excellent Rating. Additionally, our band received the prestigious Outstanding Performance Award for the 9th consecutive year! Other student accomplishments include 1 student qualifying for the LowCountry Spelling Bee, a 2nd place trophy for Technical Design in the Trebuchet competition and a 2nd place finish for Level II Social Studies Quiz Bowl team! Service learning is a vital part of our program where students give back to the community through the Jr. Beta fund drive for the Make-A-Wish foundation and our supply drive for the Callen Lacey Home. Our students continue to experience success in all aspects of our school.

We are proud of our staff for the work that they do to support our students. We were fortunate this year to have received two grants: Fuel Up to Play 60 Grant and Boeing Center for Children's Wellness and MUSC Lean Team Grant --both supporting student and staff wellness. Lastly, we have been very fortunate to have wonderful community partners who have supported our exciting student incentive program. Students were able to earn such things as a Kindle, Kindle Fire, Epic Gaming Trailer, BlackBeard's Cove passes, and iPad mini. This motivational program was made possible by generous contributions of talent and treasure of our partners. We look forward to the 2013-2014 school year when we continue our focus on CCSS and the integration of mobile devices into instruction.

Mrs. Margaret Day, Principal

Dr. DaNine Fleming,
SIC Chair

Comprehensive detail, including definitions of ratings, performance criteria, and explanations of status, is available on www.ed.sc.gov and www.eoc.sc.gov as well as school and school district websites.

Printed versions are available from school districts upon request.

Abbreviations Key

N/A Not Applicable N/AV Not Available N/C Not Collected N/R Not Reported I/S Insufficient Sample TBD To be determined

NI Newly Identified CSI Continuing School Improvement CA Corrective Action RP Plan to Restructure R Restructure DELAY School Improvement Status HOLD School Improvement Status