



SC Annual School Report Card Summary

Marrington Middle School of the Arts
 Berkeley County
 Grades: 6-8 Enrollment: 397
 Principal: James Spencer
 Superintendent: Dr. Rodney Thompson
 Board Chair: Doug Cooper

PERFORMANCE

Comprehensive detail, including definitions of ratings, performance criteria, and explanations of status, is available on www.ed.sc.gov and www.eoc.sc.gov as well as school and school district websites. Printed versions are available from school districts upon request.

YEAR	ABSOLUTE RATING	GROWTH RATING	PALMETTO GOLD AND SILVER AWARD		ESEA/FEDERAL ACCOUNTABILITY RATING SYSTEM	
			General Performance	Closing the Gap	ESEA Grade	Accountability Indicator
2013	Excellent	Good	TBD	TBD	B	N/A
2012	Excellent	Excellent	Gold	Gold	A	N/A
2011	Excellent	Excellent	Gold	Silver	Met	N/A

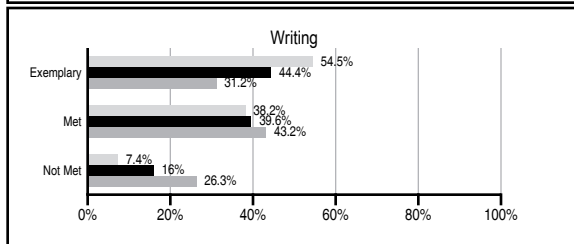
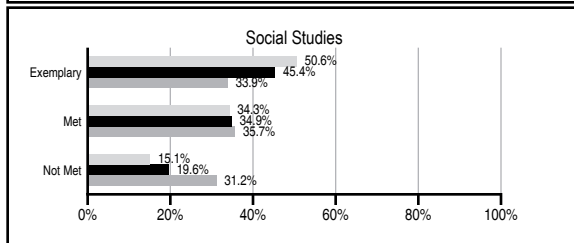
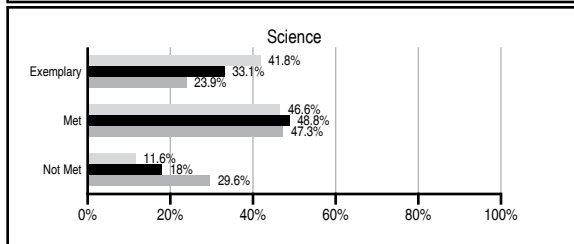
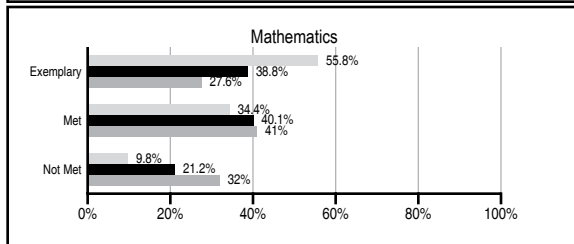
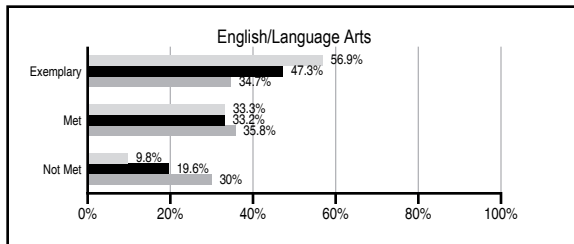
ABSOLUTE RATINGS OF MIDDLE SCHOOLS WITH STUDENTS LIKE OURS*

EXCELLENT	GOOD	AVERAGE	BELOW AVERAGE	AT-RISK
16	6	4	0	0

* Ratings are calculated with data available by 01/15/2014. Schools with Students Like Ours are Middle Schools with Poverty Indices of no more than 5% above or below the index for this school.

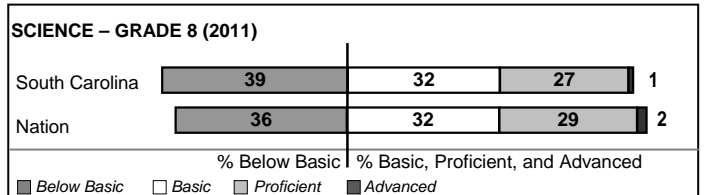

PASS PERFORMANCE

Our School
 Middle Schools with Students Like Ours
 Middle schools statewide



NAEP PERFORMANCE*

* Performance reported for SC and nation, data not available at school level. Percentages at NAEP Achievement Levels.



END OF COURSE TESTS - 2013

% of students scoring 70 or above on:	Our Middle School	Middle Schools with Students Like Ours
Algebra 1/Math for the Technologies 2	100.0	95.0
English 1	98.4	98.8
Physical Science	N/A	N/A
US History and the Constitution	N/A	N/A
All Subjects	99.0	95.8

SC PERFORMANCE VISION

By 2020 all students will graduate with the knowledge and skills necessary to compete successfully in the global economy, participate in a democratic society and contribute positively as members of families and communities.

Abbreviations Key

N/A Not Applicable N/AV Not Available N/C Not Collected N/R Not Reported I/S Insufficient Sample TBD To be determined

Marrington Middle School of the Arts [Berkeley County]

SCHOOL PROFILE

	Our School	Change from Last Year	Middle Schools with Students Like Ours	Median Middle School
Students (n=397)				
Students enrolled in high school credit courses (grades 7 & 8)	35.5%	Up from 29.5%	41.9%	24.6%
Retention rate	0.0%	Down from 0.8%	0.3%	0.6%
Attendance rate	96.6%	Down from 97.0%	96.7%	95.9%
Served by gifted and talented program	53.1%	N/A	28.7%	18.5%
With disabilities	9.1%	N/A	10.9%	13.0%
Older than usual for grade	2.3%	N/A	2.7%	4.8%
Out-of-school suspensions or expulsions for violent and/or criminal offenses	0.3%	No Change	0.6%	0.6%
Annual dropout rate	0.0%	No Change	0.0%	0.0%
Teachers (n=23)				
Teachers with advanced degrees	60.9%	Down from 62.5%	65.6%	61.5%
Continuing contract teachers	82.6%	Up from 66.7%	79.8%	77.2%
Teachers returning from previous year	90.0%	Up from 76.4%	89.6%	85.9%
Teacher attendance rate	96.5%	Up from 96.4%	95.3%	94.9%
Average teacher salary*	\$50,358	Up 1.1%	\$49,872	\$47,313
Classes not taught by highly qualified teachers	5.6%	Up from 5.5%	2.6%	2.0%
Professional development days/teacher	12.1 days	Up from 9.3 days	9.4 days	10.1 days
School				
Principal's years at school	4.0	Up from 3.0	4.0	4.0
Student-teacher ratio in core subjects	20.9 to 1	Up from 19.6 to 1	24.3 to 1	22.1 to 1
Prime instructional time	91.2%	Down from 92.2%	90.7%	89.6%
Opportunities in the arts	Excellent	No Change	Excellent	Good
SACS accreditation	Yes	No Change	Yes	Yes
Parents attending conferences	100.0%	Up from 99.4%	98.2%	99.0%
Character development program	Good	No Change	Good	Good
Dollars spent per pupil**	\$6,357	Down 18.4%	\$7,008	\$7,239
Percent of expenditures for instruction**	70.0%	Up from 50.6%	65.0%	63.0%
Percent of expenditures for teacher salaries**	67.0%	Up from 48.8%	62.0%	61.0%
ESEA composite index score	88.6	Down from 100.0	87.5	83.5

* Length of contract = 185+ days.

** Prior year audited financial data available.

EVALUATION RESULTS

	Teachers	Students*	Parents*
Number of surveys returned	17	100	34
Percent satisfied with learning environment	100%	88%	94.1%
Percent satisfied with social and physical environment	100.1%	88%	97.1%
Percent satisfied with school-home relations	93.8%	90.9%	85.3%

*Only students at the highest middle school grade level at this school and their parents were included.

REPORT OF PRINCIPAL AND SCHOOL IMPROVEMENT COUNCIL

The 2012-2013 school year was an outstanding year at Marrington Middle School of the Arts. Some of our highlights included: Named a 2012 National Blue Ribbon School, named a 2012-2013 Palmetto's Finest School, Excellent Absolute Value and Excellent Improvement Rating on the 2012 State report card, recognized by the State of South Carolina as a Gold Award Recipient in the Palmetto Awards Program for Achievement and a Gold Award for Closing Achievement Gaps, making Annual Yearly Progress with respect to NCLB with a perfect score of 100, exceeding the national normative scores on the Explore Test in every subject area, and having 20% of our 8th grade students recognized as Junior Scholars.

Marrington Middle School of the Arts offers diverse instructional programs which allow our students to grow and distinguish themselves through outstanding academic achievement and artistic performances. Instruction is enhanced through arts infused lessons, dynamic instruction, and the use of technology. We offer Academic Gifted and Talented classes in grades 6, 7, and 8. Advanced students may take Honors Algebra, Honors English, and Keyboarding for high school credit. Related arts programs include Art, Band, Chorus, Dance, Theatre, Keyboarding, Physical Education, General Music, Spanish, and Strings.

Our PTSO is an integral part of our school. We jointly understand and appreciate that a quality school must have the support and participation of parent and community volunteers. The vision for this group is to strengthen student and teacher morale by coordinating school dances, fund-raisers, duty-free lunches, student scholarships for PSAT Testing, and numerous student and teacher incentive programs. We urge you to do what you can to be a part of this group and serve as an active participant in your child's education.

Each day at Marrington Middle School of the Arts, we work toward the full implementation of our Mission Statement, which is:

Mission: Building upon our rich Lowcountry traditions, we will ignite, in every student, a passion for life-long learning. Through dynamic instruction, creative partnerships and exceptional support, we will foster opportunities for each student to build a legacy of success.

James Spencer, Principal
Shannon Ackerman, SIC Chairperson

Comprehensive detail, including definitions of ratings, performance criteria, and explanations of status, is available on www.ed.sc.gov and www.eoc.sc.gov as well as school and school district websites.

Printed versions are available from school districts upon request.

Abbreviations Key

N/A Not Applicable N/AV Not Available N/C Not Collected N/R Not Reported I/S Insufficient Sample TBD To be determined

NI Newly Identified CSI Continuing School Improvement CA Corrective Action RP Plan to Restructure R Restructure DELAY School Improvement Status HOLD School Improvement Status