



SC Annual School Report Card Summary

Cainhoy Elementary-Middle School
 Berkeley County
 Grades: PK-8 Enrollment: 250
 Principal: John Spagnolia
 Superintendent: Dr. Rodney Thompson
 Board Chair: Doug Cooper

PERFORMANCE

Comprehensive detail, including definitions of ratings, performance criteria, and explanations of status, is available on www.ed.sc.gov and www.eoc.sc.gov as well as school and school district websites. Printed versions are available from school districts upon request.

YEAR	ABSOLUTE RATING	GROWTH RATING	PALMETTO GOLD AND SILVER AWARD		ESEA/FEDERAL ACCOUNTABILITY RATING SYSTEM	
			General Performance	Closing the Gap	ESEA Grade	Accountability Indicator
2013	Average	Good	TBD	TBD	C	N/A
2012	Average	Average	N/A	N/A	B	N/A
2011	Below Average	Average	Silver	N/A	Not Met	N/A

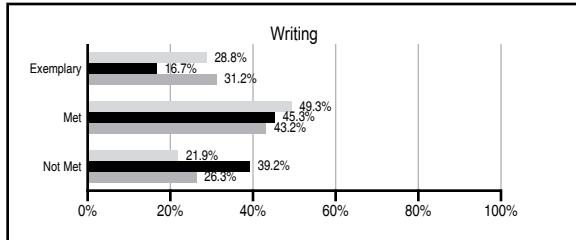
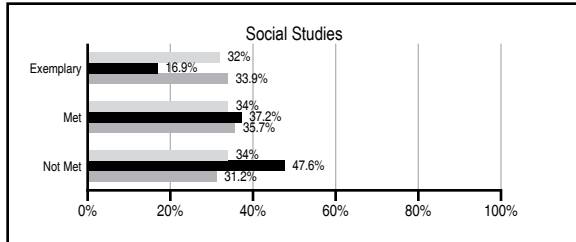
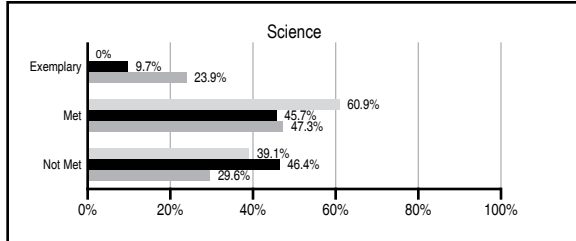
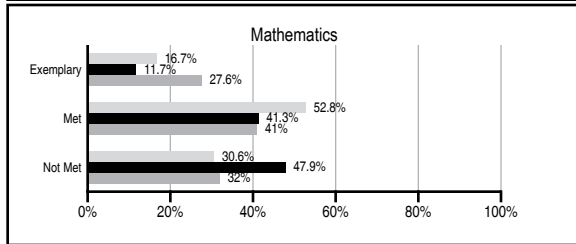
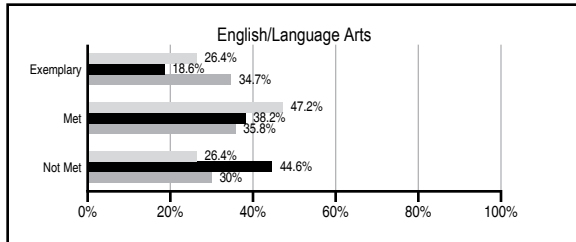
ABSOLUTE RATINGS OF MIDDLE SCHOOLS WITH STUDENTS LIKE OURS*

EXCELLENT	GOOD	AVERAGE	BELOW AVERAGE	AT-RISK
0	0	29	27	15

* Ratings are calculated with data available by 01/15/2014. Schools with Students Like Ours are Middle Schools with Poverty Indices of no more than 5% above or below the index for this school.

PASS PERFORMANCE

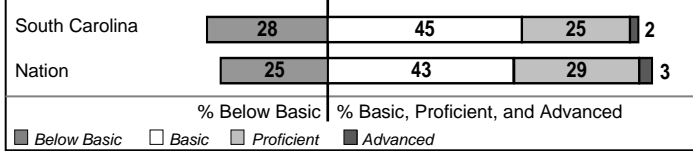
Our School Middle Schools with Students Like Ours Middle schools statewide



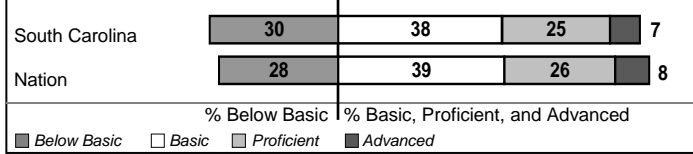
NAEP PERFORMANCE*

* Performance reported for SC and nation, data not available at school level. Percentages at NAEP Achievement Levels.

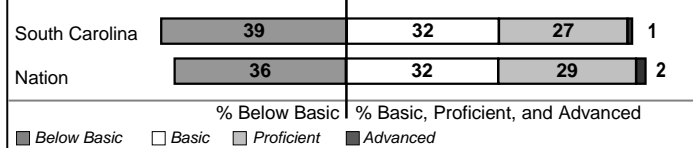
READING – GRADE 8 (2011)



MATH – GRADE 8 (2011)



SCIENCE – GRADE 8 (2011)



END OF COURSE TESTS - 2013

% of students scoring 70 or above on:	Our Middle School	Middle Schools with Students Like Ours
Algebra 1/Math for the Technologies 2	100.0	89.4
English 1	100.0	87.0
Physical Science	N/A	N/A
US History and the Constitution	N/A	N/A
All Subjects	100.0	89.7

SC PERFORMANCE VISION

By 2020 all students will graduate with the knowledge and skills necessary to compete successfully in the global economy, participate in a democratic society and contribute positively as members of families and communities.

Abbreviations Key

N/A Not Applicable N/AV Not Available N/C Not Collected N/R Not Reported I/S Insufficient Sample TBD To be determined

Cainhoy Elementary-Middle School [Berkeley County]

SCHOOL PROFILE

	Our School	Change from Last Year	Middle Schools with Students Like Ours	Median Middle School
Students (n=250)				
Students enrolled in high school credit courses (grades 7 & 8)	45.5%	Up from 10.3%	14.1%	24.6%
Retention rate	0.4%	Down from 0.8%	1.1%	0.6%
Attendance rate	95.9%	Down from 96.2%	95.3%	95.9%
Served by gifted and talented program	4.1%	N/A	7.0%	18.5%
With disabilities	14.7%	N/A	15.8%	13.0%
Older than usual for grade	2.3%	N/A	7.7%	4.8%
Out-of-school suspensions or expulsions for violent and/or criminal offenses	0.8%	Up from 0.0%	0.5%	0.6%
Annual dropout rate	0.0%	No Change	0.0%	0.0%
Teachers (n=20)				
Teachers with advanced degrees	65.0%	Up from 60.9%	59.8%	61.5%
Continuing contract teachers	65.0%	Up from 60.9%	68.7%	77.2%
Teachers returning from previous year	85.2%	Down from 88.1%	79.2%	85.9%
Teacher attendance rate	94.2%	Up from 92.9%	95.2%	94.9%
Average teacher salary*	\$47,852	Up 1.1%	\$44,395	\$47,313
Classes not taught by highly qualified teachers	0.8%	No Change	2.9%	2.0%
Professional development days/teacher	7.4 days	Up from 3.2 days	9.3 days	10.1 days
School				
Principal's years at school	9.0	Up from 8.0	3.0	4.0
Student-teacher ratio in core subjects	16.8 to 1	N/R	18.6 to 1	22.1 to 1
Prime instructional time	89.8%	Up from 88.8%	89.3%	89.6%
Opportunities in the arts	Good	No Change	Good	Good
SACS accreditation	Yes	No Change	Yes	Yes
Parents attending conferences	100.0%	Up from 97.6%	98.7%	99.0%
Character development program	Excellent	No Change	Good	Good
Dollars spent per pupil**	\$10,435	Down 24.7%	\$9,472	\$7,239
Percent of expenditures for instruction**	60.0%	Up from 50.3%	60.5%	63.0%
Percent of expenditures for teacher salaries**	56.0%	Up from 47.5%	55.0%	61.0%
ESEA composite index score	73.2	Down from 88.4	59.6	83.5

* Length of contract = 185+ days.

** Prior year audited financial data available.

REPORT OF PRINCIPAL AND SCHOOL IMPROVEMENT COUNCIL

Cainhoy Elementary/Middle School continues its commitment to raising student achievement through strong academics and dynamic engaging programs. The implementation of school improvement has shown marked improvements in the areas of curriculum and student achievement.

The faculty continues to examine student achievement gains and the curriculum in the areas of reading, writing, math concepts, critical thinking and assessments.

Some of our accomplishments in 2012-2013 include: 7 students passing the algebra 1 and English 1 exam, 7 All County Chorus Participants, the Palmetto Silver Award, and 3 All County Beginner Band Participants. Cainhoy also was a Fuel Up to Play 60 Grant Recipient and a Kinder Morgan Grant Recipient.

We continue to promote the use of technology with our computer lab "ASSIST" program. We have continued with the Tiger Cafe to encourage students to participate in our Accelerated Reading Program. Another incentive to learn is through the use of Tiger Bucks. Students use these to purchase materials such as pencils, pens, paper, games, and other items from the Tiger Pride Store.

Our PTO and SIC continue to provide classroom supplies throughout the school year. They work very hard to support students, teachers, and staff to enhance student achievement.

We will continue to improve our school's overall rating of 88.4% with a coordinated team effort of district leaders, administrators, teachers, students, parents, and a strong SIC and PTO.

John Spagnolia, Principal
Ella Chisolm, SIC Chairperson

EVALUATION RESULTS

	Teachers	Students*	Parents*
Number of surveys returned	23	17	21
Percent satisfied with learning environment	78.2%	64.7%	76.2%
Percent satisfied with social and physical environment	87.5%	76.5%	85.7%
Percent satisfied with school-home relations	70.9%	76.5%	95.2%

*Only students at the highest middle school grade level at this school and their parents were included.

Comprehensive detail, including definitions of ratings, performance criteria, and explanations of status, is available on www.ed.sc.gov and www.eoc.sc.gov as well as school and school district websites.

Printed versions are available from school districts upon request.

Abbreviations Key

N/A Not Applicable N/AV Not Available N/C Not Collected N/R Not Reported I/S Insufficient Sample TBD To be determined

NI Newly Identified CSI Continuing School Improvement CA Corrective Action RP Plan to Restructure R Restructure DELAY School Improvement Status HOLD School Improvement Status