



# SC Annual School Report Card Summary

Cross High School  
 Berkeley County  
 Grades: 7-12 Enrollment: 292  
 Principal: Adrian Busch  
 Superintendent: Dr. Rodney Thompson  
 Board Chair: Doug Cooper

## PERFORMANCE

Comprehensive detail, including definitions of ratings, performance criteria, and explanations of status, is available on [www.ed.sc.gov](http://www.ed.sc.gov) and [www.eoc.sc.gov](http://www.eoc.sc.gov) as well as school and school district websites. Printed versions are available from school districts upon request.

YEAR	ABSOLUTE RATING	GROWTH RATING	PALMETTO GOLD AND SILVER AWARD		ESEA/FEDERAL ACCOUNTABILITY RATING SYSTEM	
			General Performance	Closing the Gap	ESEA Grade	Accountability Indicator
2013	Below Average	At-Risk	TBD	TBD	F	N/A
2012	Below Average	Average	Gold	N/A	C	N/A
2011	Below Average	Below Average	N/A	N/A	Met	N/A

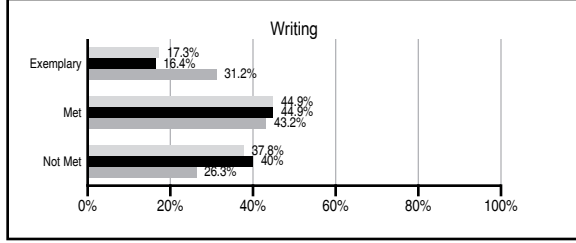
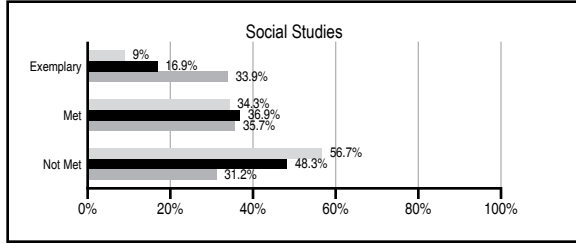
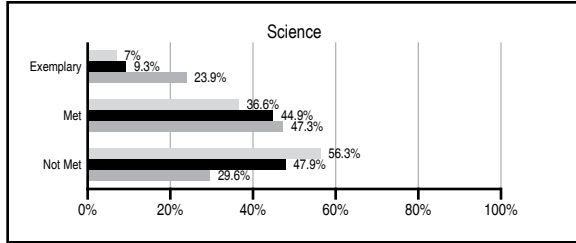
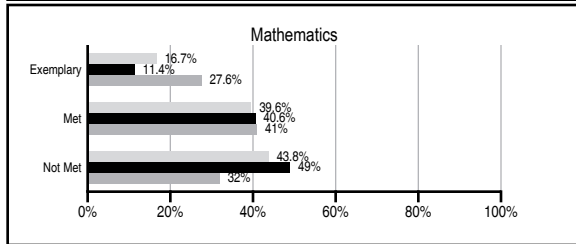
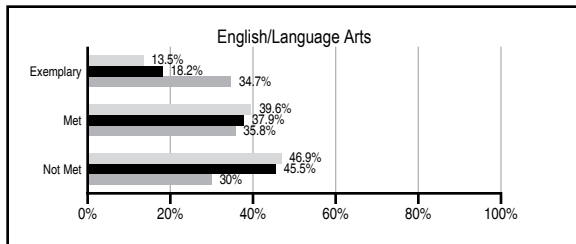
## ABSOLUTE RATINGS OF MIDDLE SCHOOLS WITH STUDENTS LIKE OURS\*

EXCELLENT	GOOD	AVERAGE	BELOW AVERAGE	AT-RISK
0	0	24	22	15

\* Ratings are calculated with data available by 01/15/2014. Schools with Students Like Ours are Middle Schools with Poverty Indices of no more than 5% above or below the index for this school.

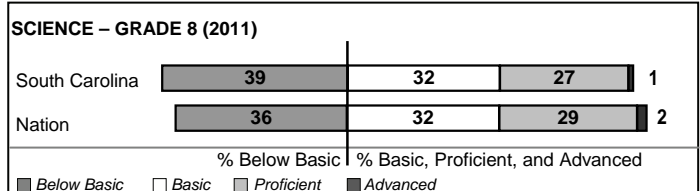
## PASS PERFORMANCE

Our School Middle Schools with Students Like Ours Middle schools statewide



## NAEP PERFORMANCE\*

\* Performance reported for SC and nation, data not available at school level. Percentages at NAEP Achievement Levels.



## END OF COURSE TESTS - 2013

% of students scoring 70 or above on:	Our Middle School	Middle Schools with Students Like Ours
Algebra 1/Math for the Technologies 2	100.0	88.0
English 1	81.3	85.3
Physical Science	N/A	N/A
US History and the Constitution	N/A	N/A
All Subjects	90.6	88.5

## SC PERFORMANCE VISION

By 2020 all students will graduate with the knowledge and skills necessary to compete successfully in the global economy, participate in a democratic society and contribute positively as members of families and communities.

### Abbreviations Key

N/A Not Applicable N/AV Not Available N/C Not Collected N/R Not Reported I/S Insufficient Sample TBD To be determined

# Cross High School [Berkeley County]

## SCHOOL PROFILE

	Our School	Change from Last Year	Middle Schools with Students Like Ours	Median Middle School
<b>Students (n=292)</b>				
Students enrolled in high school credit courses (grades 7 & 8)	14.3%	Up from 12.5%	14.3%	24.6%
Retention rate	0.4%	Up from 0.3%	1.1%	0.6%
Attendance rate	98.4%	Up from 98.1%	95.5%	95.9%
Served by gifted and talented program	10.1%	N/A	7.0%	18.5%
With disabilities	19.6%	N/A	16.0%	13.0%
Older than usual for grade	8.3%	N/A	7.7%	4.8%
Out-of-school suspensions or expulsions for violent and/or criminal offenses	13.7%	Up from 0.0%	0.5%	0.6%
Annual dropout rate	0.0%	No Change	0.0%	0.0%
<b>Teachers (n=28)</b>				
Teachers with advanced degrees	71.4%	Up from 64.7%	59.6%	61.5%
Continuing contract teachers	75.0%	Up from 58.8%	66.8%	77.2%
Teachers returning from previous year	79.2%	Down from 82.2%	78.0%	85.9%
Teacher attendance rate	93.4%	Up from 90.3%	95.2%	94.9%
Average teacher salary*	\$49,251	Up 6.1%	\$44,380	\$47,313
Classes not taught by highly qualified teachers	6.1%	Up from 5.6%	2.4%	2.0%
Professional development days/teacher	8.0 days	Down from 15.4 days	9.3 days	10.1 days
<b>School</b>				
Principal's years at school	1.0	Down from 2.0	3.0	4.0
Student-teacher ratio in core subjects	14.6 to 1	Down from 17.7 to 1	18.5 to 1	22.1 to 1
Prime instructional time	91.1%	Up from 87.4%	89.4%	89.6%
Opportunities in the arts	Good	Up from Poor	Good	Good
SACS accreditation	Yes	No Change	Yes	Yes
Parents attending conferences	90.4%	Down from 100.0%	98.5%	99.0%
Character development program	Good	Down from Excellent	Excellent	Good
Dollars spent per pupil**	\$12,174	Down 24.2%	\$9,665	\$7,239
Percent of expenditures for instruction**	64.0%	Up from 54.6%	60.0%	63.0%
Percent of expenditures for teacher salaries**	62.0%	Up from 51.2%	54.0%	61.0%
ESEA composite index score	42.6	Down from 78.0	58.4	83.5

\* Length of contract = 185+ days.

\*\* Prior year audited financial data available.

## EVALUATION RESULTS

	Teachers	Students*	Parents*
Number of surveys returned	25	50	36
Percent satisfied with learning environment	84%	58%	75%
Percent satisfied with social and physical environment	96.2%	76.9%	64.9%
Percent satisfied with school-home relations	69.3%	74.5%	67.6%

\*Only students at the highest middle school grade level at this school and their parents were included.

## REPORT OF PRINCIPAL AND SCHOOL IMPROVEMENT COUNCIL

Cross High School, the only public high school in the Cross, Pineville, Pringlertown, and Eadytown area, is showing in numerous ways how the schools mantra "Education is The Key That Unlocks the Doors to a Brighter Future" is a part of daily life in our school. Continuing our emphasis on improving the quality of instruction and strengthening relationships between adults in our school and our students, our Trojan family celebrated receiving the Palmetto Gold Award for increased student achievement, in addition to receiving a "Bronze" rating for "Best High Schools" in this year's U.S. News and World Report. Our students benefitted from our comprehensive curriculum which includes college preparatory, honors, Advanced Placement, and quality Career and Technology Education (CTE) courses, as well as a variety of elective classes. Students were able to take courses not only through the typical format, but through virtual and on-line formats. Apex Learning labs were utilized to provide opportunities for students to recover lost credits, for remediation, and for acceleration.

As we watched the graduation rate and test scores improve in our school, we were very cognizant of the fact that the reason for the increases were directly related to the efforts of our students and staff and to the support of many parents and the community at large. Not only was our school recognized as a whole for improving, our students continued to excel and many were recognized individually for academic and athletic, excellence. Our achievement luncheons, academic and athletic achievement celebrations, and band superlatives are only a few of the many ways our students are recognized and rewarded for their efforts.

We continue to acknowledge that, while we as a faculty and staff are all working diligently at Cross High to ensure every child reaches his potential and has a quality education, we need and welcome the help of parents and community. Many efforts, including but not limited to our annual "Kids/Community Day", our Title-1 parent education sessions, and school/community based literacy forums and initiatives foster stronger relationships between the community and the school—relationships that we value and see as essential in the education of our students.

As we continue to strive for excellence at Cross High School we encourage you, our Trojan family, to continue to be involved in our school through our parent, community and business partnerships; our School Improvement Council; booster clubs; advisory boards; and Parent Teacher Student Association. Please visit our school to see the great things that occur daily and to become involved in ensuring the success of our students.

Adrian Busch, Principal  
Zelphair Grant, Chair SIC

Comprehensive detail, including definitions of ratings, performance criteria, and explanations of status, is available on [www.ed.sc.gov](http://www.ed.sc.gov) and [www.eoc.sc.gov](http://www.eoc.sc.gov) as well as school and school district websites.

Printed versions are available from school districts upon request.

### Abbreviations Key

N/A Not Applicable N/AV Not Available N/C Not Collected N/R Not Reported I/S Insufficient Sample TBD To be determined

NI Newly Identified CSI Continuing School Improvement CA Corrective Action RP Plan to Restructure R Restructure DELAY School Improvement Status HOLD School Improvement Status