



SC Annual School Report Card Summary

Whale Branch Middle School
 Beaufort County
 Grades: 5-8 Enrollment: 393
 Principal: Matthew D. Hunt
 Superintendent: Dr. Jackie Rosswurm
 Board Chair: Bill Evans

PERFORMANCE

Comprehensive detail, including definitions of ratings, performance criteria, and explanations of status, is available on www.ed.sc.gov and www.eoc.sc.gov as well as school and school district websites. Printed versions are available from school districts upon request.

| YEAR | ABSOLUTE RATING | GROWTH RATING | PALMETTO GOLD AND SILVER AWARD | | ESEA/FEDERAL ACCOUNTABILITY RATING SYSTEM | |
|------|-----------------|---------------|--------------------------------|-----------------|---|--------------------------|
| | | | General Performance | Closing the Gap | ESEA Grade | Accountability Indicator |
| 2013 | Average | Average | TBD | TBD | F | N/A |
| 2012 | Average | Average | N/A | N/A | D | N/A |
| 2011 | Average | Good | Silver | N/A | Not Met | N/A |

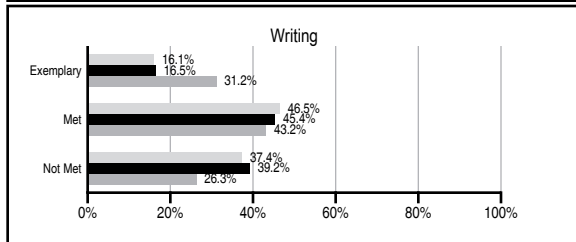
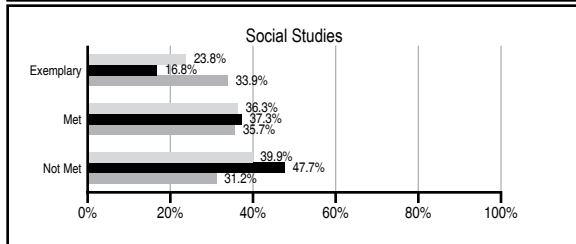
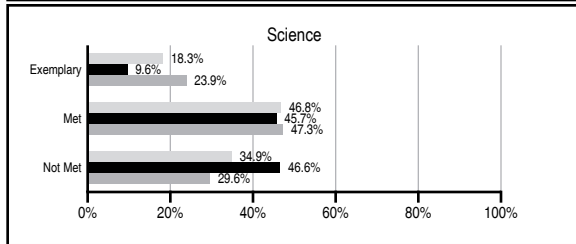
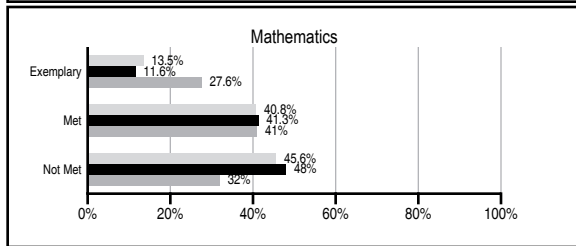
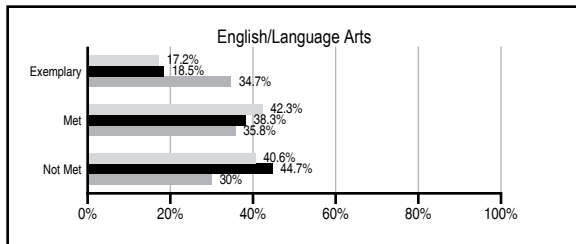
ABSOLUTE RATINGS OF MIDDLE SCHOOLS WITH STUDENTS LIKE OURS*

| EXCELLENT | GOOD | AVERAGE | BELOW AVERAGE | AT-RISK |
|-----------|------|---------|---------------|---------|
| 0 | 0 | 28 | 27 | 15 |

* Ratings are calculated with data available by 01/15/2014. Schools with Students Like Ours are Middle Schools with Poverty Indices of no more than 5% above or below the index for this school.

PASS PERFORMANCE

Our School Middle Schools with Students Like Ours Middle schools statewide



NAEP PERFORMANCE*

* Performance reported for SC and nation, data not available at school level. Percentages at NAEP Achievement Levels.



END OF COURSE TESTS - 2013

| % of students scoring 70 or above on: | Our Middle School | Middle Schools with Students Like Ours |
|---------------------------------------|-------------------|--|
| Algebra 1/Math for the Technologies 2 | 76.9 | 89.2 |
| English 1 | 40.0 | 87.0 |
| Physical Science | N/A | N/A |
| US History and the Constitution | N/A | N/A |
| All Subjects | 73.7 | 89.6 |

SC PERFORMANCE VISION

By 2020 all students will graduate with the knowledge and skills necessary to compete successfully in the global economy, participate in a democratic society and contribute positively as members of families and communities.

Abbreviations Key

N/A Not Applicable N/AV Not Available N/C Not Collected N/R Not Reported I/S Insufficient Sample TBD To be determined

Whale Branch Middle School [Beaufort County]

SCHOOL PROFILE

| | Our School | Change from Last Year | Middle Schools with Students Like Ours | Median Middle School |
|--|------------|-----------------------|--|----------------------|
| Students (n=393) | | | | |
| Students enrolled in high school credit courses (grades 7 & 8) | 31.7% | Down from 53.3% | 14.2% | 24.6% |
| Retention rate | 0.3% | Down from 0.8% | 1.1% | 0.6% |
| Attendance rate | 97.5% | Down from 97.6% | 95.3% | 95.9% |
| Served by gifted and talented program | 10.5% | N/A | 7.0% | 18.5% |
| With disabilities | 14.3% | N/A | 15.8% | 13.0% |
| Older than usual for grade | 4.5% | N/A | 7.7% | 4.8% |
| Out-of-school suspensions or expulsions for violent and/or criminal offenses | 0.5% | Down from 9.6% | 0.5% | 0.6% |
| Annual dropout rate | 0.0% | No Change | 0.0% | 0.0% |
| Teachers (n=34) | | | | |
| Teachers with advanced degrees | 64.7% | Up from 61.3% | 59.6% | 61.5% |
| Continuing contract teachers | 64.7% | Up from 45.2% | 68.0% | 77.2% |
| Teachers returning from previous year | 74.0% | Up from 69.3% | 79.0% | 85.9% |
| Teacher attendance rate | 95.5% | Up from 94.2% | 95.2% | 94.9% |
| Average teacher salary* | \$47,468 | Down 2.6% | \$44,388 | \$47,313 |
| Classes not taught by highly qualified teachers | 3.9% | Down from 5.9% | 2.7% | 2.0% |
| Professional development days/teacher | 10.4 days | Down from 16.3 days | 9.3 days | 10.1 days |
| School | | | | |
| Principal's years at school | 2.0 | Up from 1.0 | 3.0 | 4.0 |
| Student-teacher ratio in core subjects | 21.3 to 1 | Down from 21.9 to 1 | 18.5 to 1 | 22.1 to 1 |
| Prime instructional time | 91.4% | Up from 89.3% | 89.4% | 89.6% |
| Opportunities in the arts | Good | No Change | Good | Good |
| SACS accreditation | Yes | No Change | Yes | Yes |
| Parents attending conferences | 99.7% | Down from 99.8% | 98.7% | 99.0% |
| Character development program | Excellent | Up from Good | Good | Good |
| Dollars spent per pupil** | \$11,547 | Down 9.1% | \$9,480 | \$7,239 |
| Percent of expenditures for instruction** | 56.0% | Up from 54.7% | 60.0% | 63.0% |
| Percent of expenditures for teacher salaries** | 54.0% | Up from 52.1% | 55.0% | 61.0% |
| ESEA composite index score | 50.8 | Down from 69.5 | 59.6 | 83.5 |

* Length of contract = 185+ days.

** Prior year audited financial data available.

EVALUATION RESULTS

| | Teachers | Students* | Parents* |
|--|----------|-----------|----------|
| Number of surveys returned | 28 | 79 | 37 |
| Percent satisfied with learning environment | 92.8% | 68.3% | 72.9% |
| Percent satisfied with social and physical environment | 92.8% | 83.4% | 83.3% |
| Percent satisfied with school-home relations | 71.4% | 69.2% | 77.8% |

*Only students at the highest middle school grade level at this school and their parents were included.

REPORT OF PRINCIPAL AND SCHOOL IMPROVEMENT COUNCIL

The mission of Whale Branch Middle School is to provide challenging and diverse educational opportunities in a safe and supportive environment using the strengths and resources of the community to prepare students to become responsible, productive citizens and lifelong learners. During the course of the 2012-2013 school year, staff, students, and parents worked together to continue the quest for excellence. Students were afforded multiple opportunities to participate academically, artistically, and athletically, and to give back to their community. Academics: one to one iPad implementation; Quarterly Academic Awards Celebration; Science, Technology, Engineering, and Mathematics (STEM) Academy; Environmental Studies; Gateway to Technology (GTT); Project Lead the Way (PLTW); Technical College of the Lowcountry Upward Bound Program; South Carolina Junior Scholars; Duke TIP; National Junior Honor Society; SC GEAR-UP Program; It's Your Game, Keep it Real Health Curriculum; Family Literacy Night; Lunchtime Book Club; and the ORCA Reporter student produced school newspaper.

Visual Arts: Studies in Pottery, Ceramics, Molas, Mandala, Murals, Relief Print Making, Tessellations; River of Words Publication.

Performing Arts: Steel Band; Hand Chimes; Drum Line; Concert Band; Advanced Choir; Step Team; (district and state festival participation and multiple performing venues). Athletics: Basketball (Girls=District Semi-Finalist); Football; Volleyball; Cheer; Baseball; Softball; Track; Jr. Varsity and Varsity participation in Baseball, Softball, Track, and Wrestling; Hoops for Heart.

Community: Gentlemen's Club; Men of Strength Club (MOST); V-Girls; College and Career Days; Student Government; Student Advisory Council; Greenhouse Studies and collaboration with the SC Department of Natural Resources, Spring Island, and Waddell Mariculture Center; School Counseling Advisory Committee; and Pathways in STEP (Sheldon Township Empowerment Program).

Distinguished Guests to WBMS: Dr. Mick Zais, SC State Superintendent of Education; Carter Middle School from Tennessee; Stephen Peters, Author and Gentlemen's Club Founder; LTJG Jessica Powell, United States Navy; School Board Members: JoAnn Orischak, Jim Beckert, and Earl Campbell.

The staff, students, and parents of the Whale Branch Community will continue to promote excellence in teaching and learning through unique learning opportunities designed to prepare our students to lead in the 21st century.

Comprehensive detail, including definitions of ratings, performance criteria, and explanations of status, is available on www.ed.sc.gov and www.eoc.sc.gov as well as school and school district websites.

Printed versions are available from school districts upon request.

Abbreviations Key

N/A Not Applicable N/AV Not Available N/C Not Collected N/R Not Reported I/S Insufficient Sample TBD To be determined

NI Newly Identified CSI Continuing School Improvement CA Corrective Action RP Plan to Restructure R Restructure DELAY School Improvement Status HOLD School Improvement Status