



# SC Annual School Report Card Summary

HE McCracken Middle School  
 Beaufort County  
 Grades: 8-9 Enrollment: 939  
 Principal: Phillip Shaw/Joseph Warfield (Acting Principal)  
 Superintendent: Dr. Jackie Rosswurm  
 Board Chair: Bill Evans

## PERFORMANCE

Comprehensive detail, including definitions of ratings, performance criteria, and explanations of status, is available on [www.ed.sc.gov](http://www.ed.sc.gov) and [www.eoc.sc.gov](http://www.eoc.sc.gov) as well as school and school district websites. Printed versions are available from school districts upon request.

YEAR	ABSOLUTE RATING	GROWTH RATING	PALMETTO GOLD AND SILVER AWARD		ESEA/FEDERAL ACCOUNTABILITY RATING SYSTEM	
			General Performance	Closing the Gap	ESEA Grade	Accountability Indicator
2013	Average	Below Average	TBD	TBD	D	N/A
2012	Good	Good	Silver	N/A	B	N/A
2011	Average	Good	Silver	N/A	Not Met	N/A

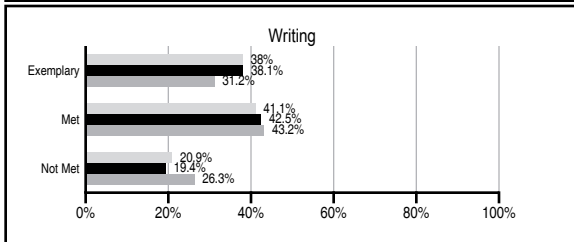
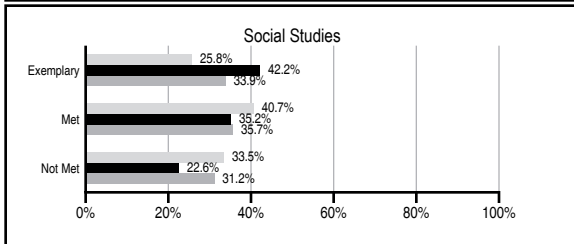
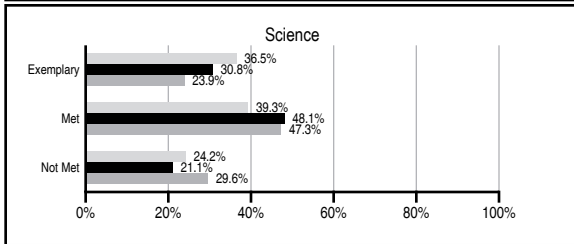
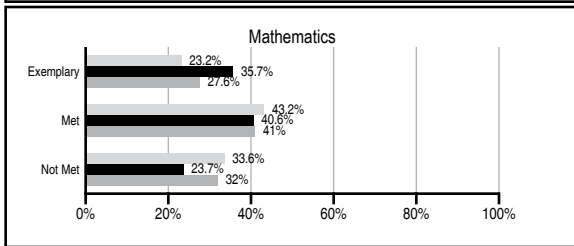
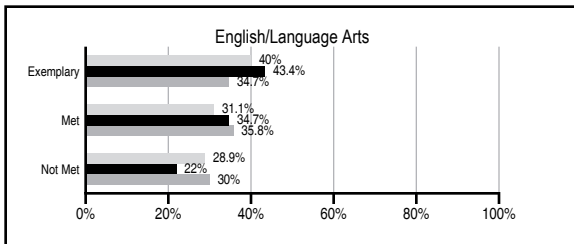
## ABSOLUTE RATINGS OF MIDDLE SCHOOLS WITH STUDENTS LIKE OURS\*

EXCELLENT	GOOD	AVERAGE	BELOW AVERAGE	AT-RISK
16	15	11	0	0

\* Ratings are calculated with data available by 01/15/2014. Schools with Students Like Ours are Middle Schools with Poverty Indices of no more than 5% above or below the index for this school.

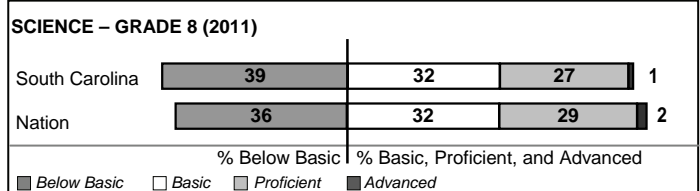
## PASS PERFORMANCE

Our School Middle Schools with Students Like Ours Middle schools statewide



## NAEP PERFORMANCE\*

\* Performance reported for SC and nation, data not available at school level. Percentages at NAEP Achievement Levels.



## END OF COURSE TESTS - 2013

% of students scoring 70 or above on:	Our Middle School	Middle Schools with Students Like Ours
Algebra 1/Math for the Technologies 2	80.3	96.8
English 1	78.7	94.5
Physical Science	N/A	N/A
US History and the Constitution	0.0	0
All Subjects	80.7	96.6

## SC PERFORMANCE VISION

By 2020 all students will graduate with the knowledge and skills necessary to compete successfully in the global economy, participate in a democratic society and contribute positively as members of families and communities.

### Abbreviations Key

N/A Not Applicable N/AV Not Available N/C Not Collected N/R Not Reported I/S Insufficient Sample TBD To be determined

# HE McCracken Middle School [Beaufort County]

## SCHOOL PROFILE

	Our School	Change from Last Year	Middle Schools with Students Like Ours	Median Middle School
<b>Students (n=939)</b>				
Students enrolled in high school credit courses (grades 7 & 8)	5.3%	Down from 28.9%	25.9%	24.6%
Retention rate	3.1%	Down from 5.0%	0.5%	0.6%
Attendance rate	96.5%	Down from 96.8%	96.3%	95.9%
Served by gifted and talented program	25.1%	N/A	24.5%	18.5%
With disabilities	8.3%	N/A	11.7%	13.0%
Older than usual for grade	5.8%	N/A	3.4%	4.8%
Out-of-school suspensions or expulsions for violent and/or criminal offenses	4.8%	Up from 1.3%	0.6%	0.6%
Annual dropout rate	0.4%	Down from 0.9%	0.0%	0.0%
<b>Teachers (n=56)</b>				
Teachers with advanced degrees	66.1%	Up from 66.0%	62.8%	61.5%
Continuing contract teachers	76.8%	Down from 82.0%	78.2%	77.2%
Teachers returning from previous year	70.9%	Down from 71.9%	88.5%	85.9%
Teacher attendance rate	93.2%	Down from 93.3%	94.6%	94.9%
Average teacher salary*	\$47,733	Up 0.8%	\$48,133	\$47,313
Classes not taught by highly qualified teachers	5.6%	Down from 12.1%	2.1%	2.0%
Professional development days/teacher	4.1 days	Down from 9.7 days	11.4 days	10.1 days
<b>School</b>				
Principal's years at school	6.0	No Change	5.0	4.0
Student-teacher ratio in core subjects	21.0 to 1	Down from 26.0 to 1	22.9 to 1	22.1 to 1
Prime instructional time	87.0%	Down from 88.9%	89.7%	89.6%
Opportunities in the arts	Excellent	No Change	Excellent	Good
SACS accreditation	Yes	No Change	Yes	Yes
Parents attending conferences	100.0%	Up from 98.8%	99.8%	99.0%
Character development program	Good	Down from Excellent	Excellent	Good
Dollars spent per pupil**	\$6,970	Down 7.0%	\$6,842	\$7,239
Percent of expenditures for instruction**	66.0%	Up from 63.5%	65.0%	63.0%
Percent of expenditures for teacher salaries**	57.0%	Down from 60.2%	63.0%	61.0%
ESEA composite index score	68.1	Down from 81.1	89.1	83.5

\* Length of contract = 185+ days.

\*\* Prior year audited financial data available.

## EVALUATION RESULTS

	Teachers	Students*	Parents*
Number of surveys returned	53	412	68
Percent satisfied with learning environment	69.8%	68.5%	76.5%
Percent satisfied with social and physical environment	84.4%	71.3%	71.6%
Percent satisfied with school-home relations	61.6%	82.2%	76.1%

\*Only students at the highest middle school grade level at this school and their parents were included.

## REPORT OF PRINCIPAL AND SCHOOL IMPROVEMENT COUNCIL

McCracken Middle School students excelled this year, both in and out of the classroom. During the 2012-2013 school year, we continued to refine our operation as an 8th and 9th grade school. Servicing nearly 1,000 students, we operate as a 9th grade academy and a middle school offering a wide range of courses to meet the needs of our diverse student population.

In 2012, McCracken had an absolute rating of average and improved that to a rating of good. While maintaining our "good" rating for overall growth in achievement, this places us among the 15 schools similar to us in the state. Our percentage of eighth grade students making exemplary in ELA rose from 37.5% to 39.4%. In addition, in math, our students making exemplary rose from 27.3% to 30.1%. While our students meeting exemplary in science did drop from 49.2% to 46%, our overall percentage of students met did (something seems to be missing here) rise from 86.1% to 87.3%.

Once again this year our school was recognized as a Palmetto Silver Award winner from the State Department of Education for improvement in test scores. We also had the highest number of Junior Scholars in Beaufort County this year as well as 48 Duke TIP Scholars.

Also this year, we implemented a school-wide writing initiative to ensure that writing was a focus in all areas of the curriculum as well as to help improve the scores in the area of social studies. In addition, the social studies department is working hand-in-hand with the district to implement quarterly Document Based Questioning (DBQs) to help increase scores.

We will continue to focus on staff development and building our curriculum maps. We have implemented a school-wide professional development plan that included Common Core State Standards training and lesson implementation. Communication across all subjects and between schools will continue to be a primary focus. We continue to work on our vertical communication with both our feeder middle school as well as the high school, in order to better serve our students.

Outside of the classroom, 60% of our students are involved in a variety of extracurricular activities. From Youth in Government to Science Olympiad to drama productions, our students continue to prove their versatility away from the classroom. As stated above, McCracken's 8th Grade also excelled this year in sports. The boys' basketball team took the championship, the girls' softball team took 2nd place, and the football team ended the season in 2nd place.

Comprehensive detail, including definitions of ratings, performance criteria, and explanations of status, is available on [www.ed.sc.gov](http://www.ed.sc.gov) and [www.eoc.sc.gov](http://www.eoc.sc.gov) as well as school and school district websites.

Printed versions are available from school districts upon request.

### Abbreviations Key

N/A Not Applicable N/AV Not Available N/C Not Collected N/R Not Reported I/S Insufficient Sample TBD To be determined

NI Newly Identified CSI Continuing School Improvement CA Corrective Action RP Plan to Restructure R Restructure DELAY School Improvement Status HOLD School Improvement Status