



SC Annual School Report Card Summary

Hilton Head Island Middle School
 Beaufort County
 Grades: 6-8 Enrollment: 946
 Principal: Jim Shirley/Pamela Maddox (Acting Principal)
 Superintendent: Dr. Jackie Rosswurm
 Board Chair: Bill Evans

PERFORMANCE

Comprehensive detail, including definitions of ratings, performance criteria, and explanations of status, is available on www.ed.sc.gov and www.eoc.sc.gov as well as school and school district websites. Printed versions are available from school districts upon request.

YEAR	ABSOLUTE RATING	GROWTH RATING	PALMETTO GOLD AND SILVER AWARD		ESEA/FEDERAL ACCOUNTABILITY RATING SYSTEM	
			General Performance	Closing the Gap	ESEA Grade	Accountability Indicator
2013	Average	Average	TBD	TBD	D	N/A
2012	Good	Average	N/A	N/A	B	N/A
2011	Good	Good	Silver	N/A	Not Met	N/A

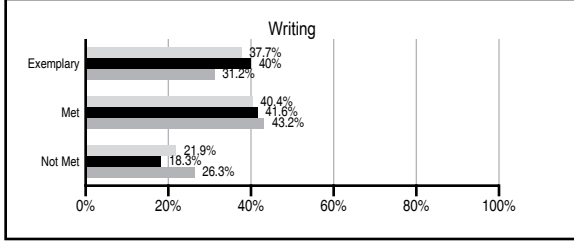
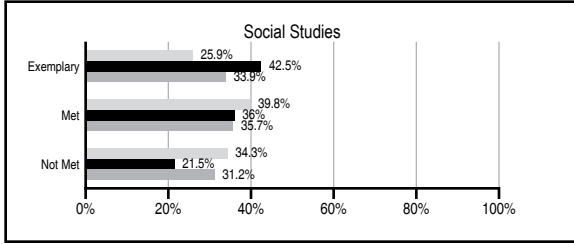
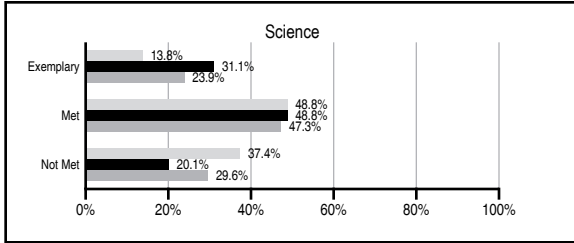
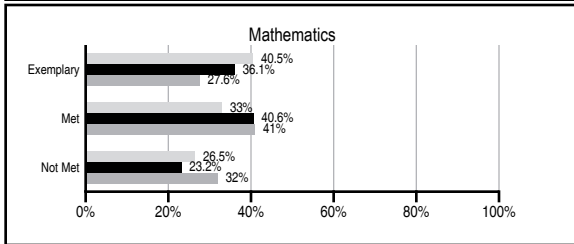
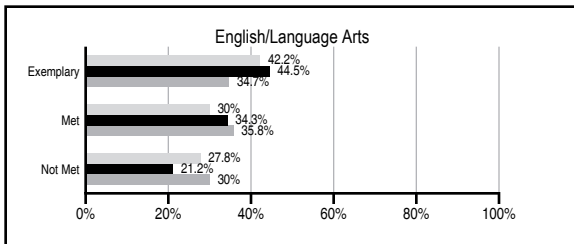
ABSOLUTE RATINGS OF MIDDLE SCHOOLS WITH STUDENTS LIKE OURS*

EXCELLENT	GOOD	AVERAGE	BELOW AVERAGE	AT-RISK
18	12	9	0	0

* Ratings are calculated with data available by 01/15/2014. Schools with Students Like Ours are Middle Schools with Poverty Indices of no more than 5% above or below the index for this school.

PASS PERFORMANCE

Our School Middle Schools with Students Like Ours Middle schools statewide



NAEP PERFORMANCE*

* Performance reported for SC and nation, data not available at school level. Percentages at NAEP Achievement Levels.



END OF COURSE TESTS - 2013

% of students scoring 70 or above on:	Our Middle School	Middle Schools with Students Like Ours
Algebra 1/Math for the Technologies 2	98.2	95.5
English 1	40.0	95.2
Physical Science	N/A	N/A
US History and the Constitution	N/A	0
All Subjects	96.5	95.6

SC PERFORMANCE VISION

By 2020 all students will graduate with the knowledge and skills necessary to compete successfully in the global economy, participate in a democratic society and contribute positively as members of families and communities.

Abbreviations Key

N/A Not Applicable N/AV Not Available N/C Not Collected N/R Not Reported I/S Insufficient Sample TBD To be determined

Hilton Head Island Middle School [Beaufort County]

SCHOOL PROFILE

	Our School	Change from Last Year	Middle Schools with Students Like Ours	Median Middle School
Students (n=946)				
Students enrolled in high school credit courses (grades 7 & 8)	52.7%	Up from 40.7%	28.5%	24.6%
Retention rate	0.4%	Down from 0.9%	0.6%	0.6%
Attendance rate	97.8%	No Change	96.5%	95.9%
Served by gifted and talented program	30.1%	N/A	25.0%	18.5%
With disabilities	11.2%	N/A	11.3%	13.0%
Older than usual for grade	2.5%	N/A	3.4%	4.8%
Out-of-school suspensions or expulsions for violent and/or criminal offenses	0.2%	Down from 1.7%	0.3%	0.6%
Annual dropout rate	0.0%	No Change	0.0%	0.0%
Teachers (n=60)				
Teachers with advanced degrees	66.7%	Up from 59.3%	65.3%	61.5%
Continuing contract teachers	73.3%	Down from 79.7%	78.9%	77.2%
Teachers returning from previous year	85.3%	Down from 86.3%	88.0%	85.9%
Teacher attendance rate	94.4%	N/R	95.3%	94.9%
Average teacher salary*	\$51,227	Up 4.4%	\$48,580	\$47,313
Classes not taught by highly qualified teachers	8.8%	Down from 9.3%	2.4%	2.0%
Professional development days/teacher	3.4 days	Down from 13.8 days	11.2 days	10.1 days
School				
Principal's years at school	4.0	Up from 2.0	4.5	4.0
Student-teacher ratio in core subjects	24.0 to 1	Down from 24.1 to 1	23.3 to 1	22.1 to 1
Prime instructional time	90.4%	N/R	90.5%	89.6%
Opportunities in the arts	Excellent	No Change	Excellent	Good
SACS accreditation	Yes	No Change	Yes	Yes
Parents attending conferences	100.0%	Up from 99.5%	99.2%	99.0%
Character development program	Excellent	No Change	Good	Good
Dollars spent per pupil**	\$7,120	Down 6.3%	\$7,053	\$7,239
Percent of expenditures for instruction**	67.0%	Up from 66.6%	65.0%	63.0%
Percent of expenditures for teacher salaries**	65.0%	Up from 64.8%	63.0%	61.0%
ESEA composite index score	66.2	Down from 80.7	86.4	83.5

* Length of contract = 185+ days.

** Prior year audited financial data available.

EVALUATION RESULTS

	Teachers	Students*	Parents*
Number of surveys returned	32	286	139
Percent satisfied with learning environment	50.1%	70.7%	77%
Percent satisfied with social and physical environment	67.8%	76.6%	67.8%
Percent satisfied with school-home relations	90.7%	84.6%	81.9%

*Only students at the highest middle school grade level at this school and their parents were included.

REPORT OF PRINCIPAL AND SCHOOL IMPROVEMENT COUNCIL

Hilton Head Island Middle School, an authorized International Baccalaureate School of the Middle Years Program, is located on the north end of the beautiful Hilton Head Island with outstanding parental support. The extensive work of so many dedicated parents of our Parent Teacher Association allowed us to increase opportunities of our students beyond the academic classroom. In addition to after school clubs this year, students were able to participate in clubs such as Cosmetology, Recycling, Chess, Yoga, Guitar, etc. during the school day twice a month starting the second semester. We were extremely proud to have our Robotics Club place 3rd overall at the Regionals and earned a spot to participate at the State level and our Math Counts team finished 2nd at Regionals with two students finishing in the top twenty students overall. Our active Parent Teacher Association led the efforts of organizing our students for participation in the State PTA Reflection competition, resulting in winners in Literature, Visual Arts and Film Production categories. Our Film Production winner took first place at the state level. Our students continued to shine, as we had 44 recognized as S.C. Junior Scholars, four placed at the Regional Science Fair, seven selected for All-County Band, Honors Orchestra received a Superior Rating at the USA Music Festival, and the following athletic teams took the title as District Champions: volleyball, wrestling, baseball, and boys track.

In an effort to help students struggling with some of their course work, in addition to teachers providing extra help during lunch and after school, the Stingray Pride After School Academy was implemented during the third quarter to provide students an opportunity to take pride in their academics, behavior, and self. Several students who were failing one or two classes at the end of the first semester completed enough work to increase their grade, resulting in a passing grade for the year.

As we continued to prepare our students to succeed as global leaders, we were elated to offer Chinese for the first time this year and look forward to expanding the program in the coming years. Although we still have areas of improvement to overcome at each grade level to help our students achieve at higher levels on standardized test, we are appreciative of the many professional development hours our staff took time to participate in during the school year, as well as the many hours our instructional coaches and administrators put in to prepare for the professional development opportunities. We will continue to remain focus on preparing our students as we transition to the Common Core State Standards.

Dr. Ellen Boney, School Improvement Council Chair
Mrs. Pamela P. Maddox, Acting Principal

Comprehensive detail, including definitions of ratings, performance criteria, and explanations of status, is available on www.ed.sc.gov and www.eoc.sc.gov as well as school and school district websites.

Printed versions are available from school districts upon request.

Abbreviations Key

N/A Not Applicable N/AV Not Available N/C Not Collected N/R Not Reported I/S Insufficient Sample TBD To be determined

NI Newly Identified CSI Continuing School Improvement CA Corrective Action RP Plan to Restructure R Restructure DELAY School Improvement Status HOLD School Improvement Status