



# SC Annual School Report Card Summary

Robert Smalls Middle School  
 Beaufort County  
 Grades: 5-8 Enrollment: 626  
 Principal: Denise R. Smith  
 Superintendent: Dr. Jackie Rosswurm  
 Board Chair: Bill Evans

## PERFORMANCE

Comprehensive detail, including definitions of ratings, performance criteria, and explanations of status, is available on [www.ed.sc.gov](http://www.ed.sc.gov) and [www.eoc.sc.gov](http://www.eoc.sc.gov) as well as school and school district websites. Printed versions are available from school districts upon request.

YEAR	ABSOLUTE RATING	GROWTH RATING	PALMETTO GOLD AND SILVER AWARD		ESEA/FEDERAL ACCOUNTABILITY RATING SYSTEM	
			General Performance	Closing the Gap	ESEA Grade	Accountability Indicator
2013	Average	Average	TBD	TBD	C	N/A
2012	Average	Average	N/A	N/A	C	N/A
2011	Average	Average	Silver	N/A	Not Met	N/A

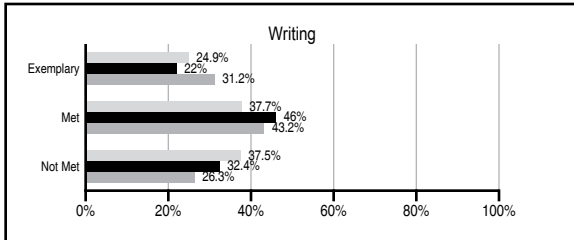
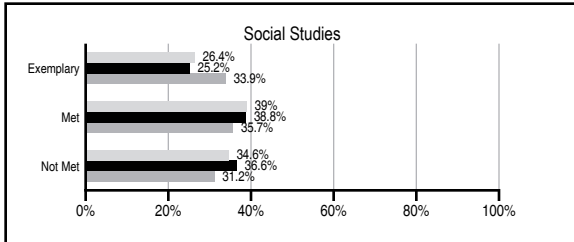
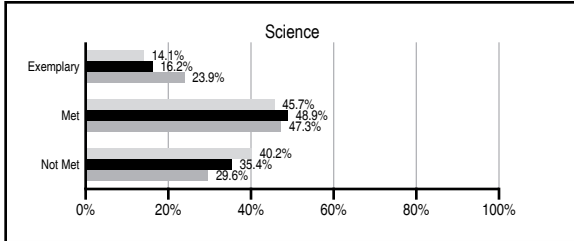
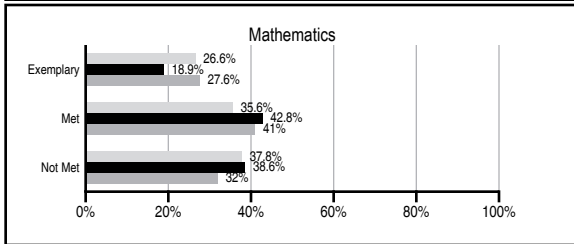
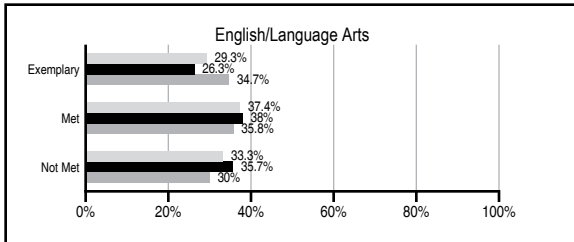
## ABSOLUTE RATINGS OF MIDDLE SCHOOLS WITH STUDENTS LIKE OURS\*

EXCELLENT	GOOD	AVERAGE	BELOW AVERAGE	AT-RISK
0	1	46	12	0

\* Ratings are calculated with data available by 01/15/2014. Schools with Students Like Ours are Middle Schools with Poverty Indices of no more than 5% above or below the index for this school.

## PASS PERFORMANCE

Our School Middle Schools with Students Like Ours Middle schools statewide



## NAEP PERFORMANCE\*

\* Performance reported for SC and nation, data not available at school level. Percentages at NAEP Achievement Levels.



## END OF COURSE TESTS - 2013

% of students scoring 70 or above on:	Our Middle School	Middle Schools with Students Like Ours
Algebra 1/Math for the Technologies 2	88.4	96.1
English 1	33.3	93.9
Physical Science	N/A	N/A
US History and the Constitution	N/A	N/A
All Subjects	81.6	96.3

## SC PERFORMANCE VISION

*By 2020 all students will graduate with the knowledge and skills necessary to compete successfully in the global economy, participate in a democratic society and contribute positively as members of families and communities.*

### Abbreviations Key

N/A Not Applicable N/AV Not Available N/C Not Collected N/R Not Reported I/S Insufficient Sample TBD To be determined

# Robert Smalls Middle School [Beaufort County]

## SCHOOL PROFILE

	Our School	Change from Last Year	Middle Schools with Students Like Ours	Median Middle School
<b>Students (n=626)</b>				
Students enrolled in high school credit courses (grades 7 & 8)	46.1%	Up from 44.8%	19.7%	24.6%
Retention rate	0.8%	Down from 1.7%	0.7%	0.6%
Attendance rate	96.4%	Down from 96.6%	95.6%	95.9%
Served by gifted and talented program	18.0%	N/A	15.2%	18.5%
With disabilities	13.9%	N/A	14.1%	13.0%
Older than usual for grade	6.0%	N/A	6.0%	4.8%
Out-of-school suspensions or expulsions for violent and/or criminal offenses	4.2%	Down from 5.7%	0.6%	0.6%
Annual dropout rate	0.0%	No Change	0.0%	0.0%
<b>Teachers (n=46)</b>				
Teachers with advanced degrees	58.7%	Up from 56.8%	59.6%	61.5%
Continuing contract teachers	50.0%	Down from 51.4%	75.0%	77.2%
Teachers returning from previous year	63.0%	Down from 68.3%	84.4%	85.9%
Teacher attendance rate	92.9%	Down from 94.1%	94.6%	94.9%
Average teacher salary*	\$46,460	Down 3.6%	\$46,403	\$47,313
Classes not taught by highly qualified teachers	17.9%	Up from 10.6%	1.8%	2.0%
Professional development days/teacher	14.1 days	Down from 16.0 days	11.2 days	10.1 days
<b>School</b>				
Principal's years at school	16.0	Up from 15.0	4.0	4.0
Student-teacher ratio in core subjects	38.9 to 1	Up from 21.8 to 1	21.5 to 1	22.1 to 1
Prime instructional time	87.3%	Down from 87.8%	88.9%	89.6%
Opportunities in the arts	Good	No Change	Good	Good
SACS accreditation	Yes	No Change	Yes	Yes
Parents attending conferences	100.0%	Up from 90.7%	99.1%	99.0%
Character development program	Good	No Change	Good	Good
Dollars spent per pupil**	\$10,952	Up 1.8%	\$7,083	\$7,239
Percent of expenditures for instruction**	55.0%	Down from 61.6%	63.0%	63.0%
Percent of expenditures for teacher salaries**	52.0%	Down from 57.3%	60.0%	61.0%
ESEA composite index score	78.4	Up from 74.0	76.4	83.5

\* Length of contract = 185+ days.

\*\* Prior year audited financial data available.

## EVALUATION RESULTS

	Teachers	Students*	Parents*
Number of surveys returned	39	108	26
Percent satisfied with learning environment	46.2%	66.7%	76.9%
Percent satisfied with social and physical environment	53.9%	78.7%	61.6%
Percent satisfied with school-home relations	33.3%	77.8%	73.1%

\*Only students at the highest middle school grade level at this school and their parents were included.

## REPORT OF PRINCIPAL AND SCHOOL IMPROVEMENT COUNCIL

It has truly been a pleasure to serve as Robert Smalls Middle School SIC Chair this school year. It has been my privilege to participate in the addition of the 5th grade into our school. We welcomed students from Shell Point, Broad River, and Shanklin Elementary schools with open arms and an amazing staff. The transition was well planned and students enjoyed a wonderful learning atmosphere throughout the school year.

RSMS continued its dedication and concern for our students by continuing the Safe School Ambassador anti-bullying program. We again equipped students with powerful tools to keep our school safe and protect our students. We have empowered our students to be leaders in our school. In addition, students signed an Anti-Bullying contract and showed their support of each other by wearing an Anti-Bullying t-shirt each Monday to remind them for the week to be considerate of others.

Providing service to our community was an integral part of our school. Year. We partnered with HELP of Beaufort to provide over 3500 food items to their food bank. Our 5th graders served the Humane Society by donating pet food supplies. Our school implemented the Reading Buddy Program. Volunteers come from as far as Bluffton and include the Mayor of Beaufort. This program is helping to improve reading and we look forward to its continued success. Our 8th graders benefited from the US Department of Education's GEAR UP (Gaining Early Awareness and Readiness for Undergraduate Programs) program by making college visits. I am confident this program is encouraging our students to see beyond high school and look forward to further education. We continue to utilize the TAP program for our teachers. With the use of this program, we look forward to reaching our goal of higher achievement.

As a final thought, I would like to encourage RSMS parents and families to become more involved with our school. Our academic success is greatly affected by the participation of families. We are fortunate to have enlisted a new position at our school this year-our Parent Outreach Coordinator. By involving families, our students will be encouraged to excel at school and maintain the stamina needed to pursue all available educational opportunities. This is a direct correlation in our students' success and your involvement as a parent. Your efforts are appreciated and recognized as we strive to meet and exceed the state standards.  
Michelle Morgan, RSMS Chair  
Denise R. Smith, Principal

Comprehensive detail, including definitions of ratings, performance criteria, and explanations of status, is available on [www.ed.sc.gov](http://www.ed.sc.gov) and [www.eoc.sc.gov](http://www.eoc.sc.gov) as well as school and school district websites.

Printed versions are available from school districts upon request.

### Abbreviations Key

N/A Not Applicable N/AV Not Available N/C Not Collected N/R Not Reported I/S Insufficient Sample TBD To be determined

NI Newly Identified CSI Continuing School Improvement CA Corrective Action RP Plan to Restructure R Restructure DELAY School Improvement Status HOLD School Improvement Status