



SC Annual School Report Card Summary

Lady's Island Middle School
 Beaufort County
 Grades: 5-8 Enrollment: 720
 Principal: Mona Lise Dickson
 Superintendent: Dr. Jackie Rosswurm
 Board Chair: Bill Evans

PERFORMANCE

Comprehensive detail, including definitions of ratings, performance criteria, and explanations of status, is available on www.ed.sc.gov and www.eoc.sc.gov as well as school and school district websites. Printed versions are available from school districts upon request.

YEAR	ABSOLUTE RATING	GROWTH RATING	PALMETTO GOLD AND SILVER AWARD		ESEA/FEDERAL ACCOUNTABILITY RATING SYSTEM	
			General Performance	Closing the Gap	ESEA Grade	Accountability Indicator
2013	Average	Average	TBD	TBD	C	N/A
2012	Average	Average	N/A	N/A	C	N/A
2011	Average	Average	Silver	N/A	Not Met	N/A

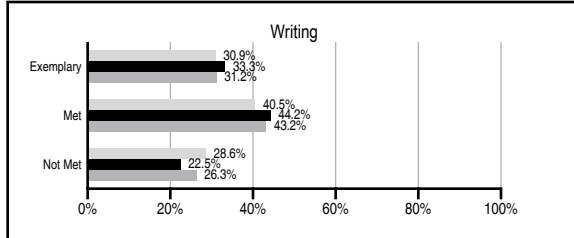
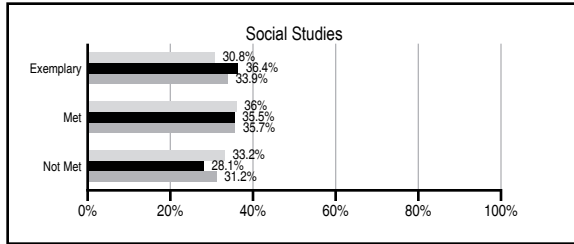
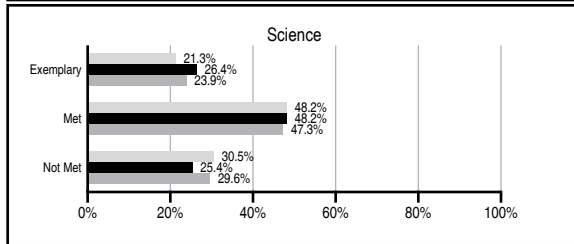
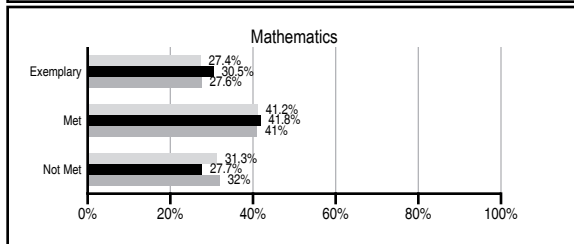
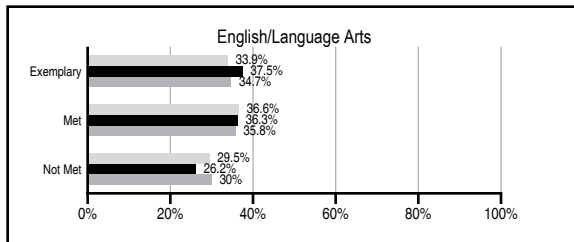
ABSOLUTE RATINGS OF MIDDLE SCHOOLS WITH STUDENTS LIKE OURS*

EXCELLENT	GOOD	AVERAGE	BELOW AVERAGE	AT-RISK
7	22	27	1	1

* Ratings are calculated with data available by 01/15/2014. Schools with Students Like Ours are Middle Schools with Poverty Indices of no more than 5% above or below the index for this school.

PASS PERFORMANCE

Our School Middle Schools with Students Like Ours Middle schools statewide



NAEP PERFORMANCE*

* Performance reported for SC and nation, data not available at school level. Percentages at NAEP Achievement Levels.



END OF COURSE TESTS - 2013

% of students scoring 70 or above on:	Our Middle School	Middle Schools with Students Like Ours
Algebra 1/Math for the Technologies 2	91.5	95.8
English 1	50.0	93.3
Physical Science	N/A	N/A
US History and the Constitution	N/A	N/A
All Subjects	90.4	95.2

SC PERFORMANCE VISION

By 2020 all students will graduate with the knowledge and skills necessary to compete successfully in the global economy, participate in a democratic society and contribute positively as members of families and communities.

Abbreviations Key

N/A Not Applicable N/AV Not Available N/C Not Collected N/R Not Reported I/S Insufficient Sample TBD To be determined

Lady's Island Middle School [Beaufort County]

SCHOOL PROFILE

	Our School	Change from Last Year	Middle Schools with Students Like Ours	Median Middle School
Students (n=720)				
Students enrolled in high school credit courses (grades 7 & 8)	28.0%	Up from 23.9%	27.9%	24.6%
Retention rate	0.0%	Down from 0.5%	0.5%	0.6%
Attendance rate	97.6%	Up from 97.5%	95.9%	95.9%
Served by gifted and talented program	20.6%	N/A	21.4%	18.5%
With disabilities	8.7%	N/A	12.8%	13.0%
Older than usual for grade	3.0%	N/A	4.7%	4.8%
Out-of-school suspensions or expulsions for violent and/or criminal offenses	0.3%	Down from 5.4%	0.9%	0.6%
Annual dropout rate	0.0%	No Change	0.0%	0.0%
Teachers (n=47)				
Teachers with advanced degrees	70.2%	Down from 72.5%	65.8%	61.5%
Continuing contract teachers	53.2%	Down from 56.9%	83.3%	77.2%
Teachers returning from previous year	70.0%	Down from 73.5%	88.8%	85.9%
Teacher attendance rate	93.2%	Down from 94.5%	94.6%	94.9%
Average teacher salary*	\$49,212	Down 0.7%	\$48,394	\$47,313
Classes not taught by highly qualified teachers	17.4%	Up from 9.0%	0.4%	2.0%
Professional development days/teacher	27.8 days	Up from 16.2 days	9.4 days	10.1 days
School				
Principal's years at school	2.0	Up from 1.0	4.0	4.0
Student-teacher ratio in core subjects	22.6 to 1	Down from 23.3 to 1	22.6 to 1	22.1 to 1
Prime instructional time	88.6%	Down from 90.4%	89.7%	89.6%
Opportunities in the arts	Excellent	No Change	Good	Good
SACS accreditation	Yes	No Change	Yes	Yes
Parents attending conferences	89.6%	Down from 89.9%	98.8%	99.0%
Character development program	Excellent	Up from Good	Excellent	Good
Dollars spent per pupil**	\$7,081	Down 4.6%	\$7,074	\$7,239
Percent of expenditures for instruction**	61.0%	Down from 62.0%	64.0%	63.0%
Percent of expenditures for teacher salaries**	58.0%	Down from 59.5%	61.0%	61.0%
ESEA composite index score	76.8	Down from 77.6	86.9	83.5

* Length of contract = 185+ days.

** Prior year audited financial data available.

EVALUATION RESULTS

	Teachers	Students*	Parents*
Number of surveys returned	42	175	67
Percent satisfied with learning environment	78.5%	73.8%	77.6%
Percent satisfied with social and physical environment	71.4%	75.1%	63.2%
Percent satisfied with school-home relations	59.5%	78.8%	74.7%

*Only students at the highest middle school grade level at this school and their parents were included.

Comprehensive detail, including definitions of ratings, performance criteria, and explanations of status, is available on www.ed.sc.gov and www.eoc.sc.gov as well as school and school district websites.

Printed versions are available from school districts upon request.

REPORT OF PRINCIPAL AND SCHOOL IMPROVEMENT COUNCIL

Lady's Island Middle School completed yet another successful year. We inducted fifteen Junior Scholars and were the first Middle School in Beaufort County to go 1-to-1 with iPads for students and teachers. Lastly, our students and staff raised over \$3000.00 for the American Cancer Society.

LIMS students completed the fourth year of the Science, Technology, Engineering, and Math (STEM) Academy with great enthusiasm. But our SIC and faculty are moving towards infusing the "A" to become a STEAM School. Cougars are moving Full STEAM Ahead! In addition to an overnight field trip to Space Camp, our students also went to Hunting Island State Park, South Carolina State Museum, Water Day, and Coastal Discovery Museum.

We continued this year with Stephen Peters' Gentlemen's Club under the tutelage of Mr. Eric Mohrman. Also, we continued for our 8th graders LIMS Junior Leadership under the guidance of Mr. Scott Shipsey. The students were able to meet various leaders of Beaufort County and visit Penn Center, Beaufort Memorial Hospital, Marine Air Core Station and the Government Center, just to name a few. This opportunity for our students was sponsored by Lady's Island Professional Business Association, LIPBA, for the second year.

Teachers were able to strengthen academic instruction through the Teacher Advancement Program (TAP), and by utilizing student data from sources such as: Measures of Academic Progress (MAP), USA Test Prep, and Compass Learning. In combination with classroom assessments the teachers were able to address individual student strengths and challenges to ensure each student was given the opportunity to meet their 1 year's growth, and a large majority of students met their 1.5 year's target growth.

Students, staff and parents continued to Practice Intelligent Behavior with our Cougar Matrix of Intelligent Behaviors along with the Habits of Mind. The Cougar matrix was posted throughout the school and clearly defined the behavioral expectations of our community of learners. Cougars are Compassionate, Open-Minded, Understanding, Global, Accountable, Respectful and practice Self-Control.

Because we cannot do anything alone, our efforts to build home/school relationships involved the following: MAP Nights, Gentlemen's Club, Relay for Life, Family Literacy and Math Nights, Cougar Chats with parents and community, PBIS, PBIS Award Days, Recycling Program, It's Your Game, STEM Showcase, a new website, and utilization of School Messenger.

In addition to academic success, LIMS athletes added to their trophy case this year as the football team went undefeated during the regular season. Our Girls' Basketball and Track Team won the district championships. The baseball, Boys' basketball, Softball and boys' track teams made the playoffs this season. We even had three wrestlers qualify at the high school.

The staff, students, and parents of the Lady's Island Community will continue to promote excellence in teaching and learning. Through planning, implementation, and reflection, we strive for accuracy each and every day to ensure our students are prepared for the next level in their lives. Cougars are on the Prowl for Excellence!

Mona Lise Dickson & Kimberly Burgess
Principal SIC Chairperson

Abbreviations Key

N/A Not Applicable N/AV Not Available N/C Not Collected N/R Not Reported I/S Insufficient Sample TBD To be determined

NI Newly Identified CSI Continuing School Improvement CA Corrective Action RP Plan to Restructure R Restructure DELAY School Improvement Status HOLD School Improvement Status