



SC Annual School Report Card Summary

Glenview Middle School
 Anderson 5
 Grades: 6-8 Enrollment: 702
 Principal: Walter A. Mayfield
 Superintendent: Betty Bagley
 Board Chair: Rick Bradshaw

PERFORMANCE

Comprehensive detail, including definitions of ratings, performance criteria, and explanations of status, is available on www.ed.sc.gov and www.eoc.sc.gov as well as school and school district websites. Printed versions are available from school districts upon request.

YEAR	ABSOLUTE RATING	GROWTH RATING	PALMETTO GOLD AND SILVER AWARD		ESEA/FEDERAL ACCOUNTABILITY RATING SYSTEM	
			General Performance	Closing the Gap	ESEA Grade	Accountability Indicator
2013	Excellent	Good	TBD	TBD	A	N/A
2012	Excellent	Good	Gold	Silver	B	N/A
2011	N/A	N/A	N/A	N/A	N/A	N/A

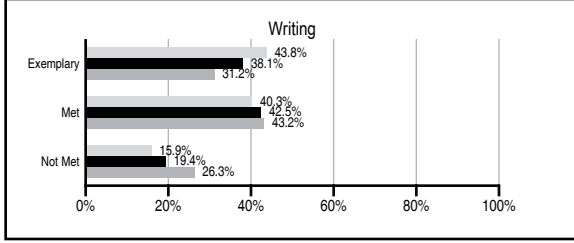
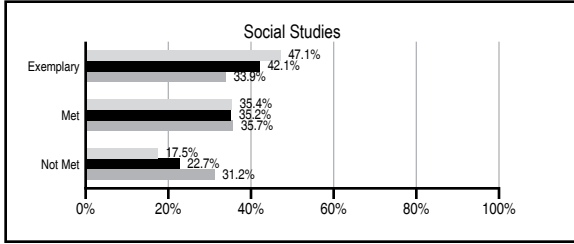
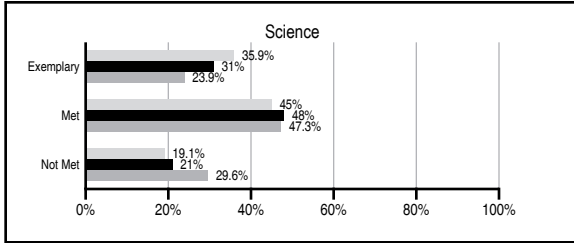
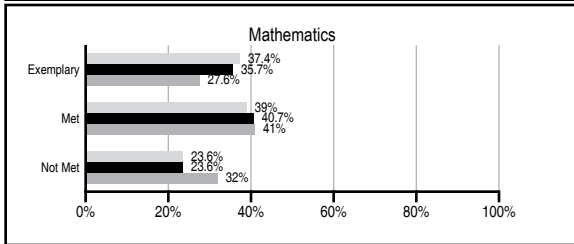
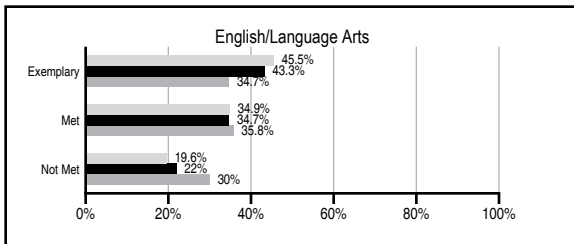
ABSOLUTE RATINGS OF MIDDLE SCHOOLS WITH STUDENTS LIKE OURS*

EXCELLENT	GOOD	AVERAGE	BELOW AVERAGE	AT-RISK
16	16	11	0	0

* Ratings are calculated with data available by 01/15/2014. Schools with Students Like Ours are Middle Schools with Poverty Indices of no more than 5% above or below the index for this school.

PASS PERFORMANCE

Our School
 Middle Schools with Students Like Ours
 Middle schools statewide



NAEP PERFORMANCE*

* Performance reported for SC and nation, data not available at school level. Percentages at NAEP Achievement Levels.



END OF COURSE TESTS - 2013

% of students scoring 70 or above on:	Our Middle School	Middle Schools with Students Like Ours
Algebra 1/Math for the Technologies 2	100.0	96.9
English 1	100.0	94.6
Physical Science	N/A	N/A
US History and the Constitution	N/A	0
All Subjects	100.0	96.7

SC PERFORMANCE VISION

By 2020 all students will graduate with the knowledge and skills necessary to compete successfully in the global economy, participate in a democratic society and contribute positively as members of families and communities.

Abbreviations Key

N/A Not Applicable N/AV Not Available N/C Not Collected N/R Not Reported I/S Insufficient Sample TBD To be determined

Glenview Middle School [Anderson 5]

SCHOOL PROFILE

	Our School	Change from Last Year	Middle Schools with Students Like Ours	Median Middle School
Students (n=702)				
Students enrolled in high school credit courses (grades 7 & 8)	25.9%	Up from 21.0%	25.7%	24.6%
Retention rate	0.6%	Up from 0.0%	0.5%	0.6%
Attendance rate	95.1%	Down from 96.4%	96.3%	95.9%
Served by gifted and talented program	39.5%	N/A	24.2%	18.5%
With disabilities	12.0%	N/A	11.7%	13.0%
Older than usual for grade	4.0%	N/A	3.4%	4.8%
Out-of-school suspensions or expulsions for violent and/or criminal offenses	0.3%	Down from 0.7%	0.6%	0.6%
Annual dropout rate	0.2%	No Change	0.0%	0.0%
Teachers (n=51)				
Teachers with advanced degrees	64.7%	Up from 61.7%	62.7%	61.5%
Continuing contract teachers	80.4%	Down from 80.9%	78.9%	77.2%
Teachers returning from previous year	N/A	N/A	88.5%	85.9%
Teacher attendance rate	95.2%	N/R	94.7%	94.9%
Average teacher salary*	\$46,965	Up 0.4%	\$48,189	\$47,313
Classes not taught by highly qualified teachers	0.0%	Down from 2.1%	2.1%	2.0%
Professional development days/teacher	33.9 days	Up from 19.7 days	11.5 days	10.1 days
School				
Principal's years at school	2.0	Up from 1.0	5.0	4.0
Student-teacher ratio in core subjects	N/R	N/R	23.3 to 1	22.1 to 1
Prime instructional time	89.4%	N/R	89.7%	89.6%
Opportunities in the arts	Excellent	No Change	Excellent	Good
SACS accreditation	Yes	No Change	Yes	Yes
Parents attending conferences	94.1%	Down from 98.8%	99.7%	99.0%
Character development program	Excellent	Up from Good	Excellent	Good
Dollars spent per pupil**	\$6,635	N/A	\$6,869	\$7,239
Percent of expenditures for instruction**	67.0%	N/A	65.0%	63.0%
Percent of expenditures for teacher salaries**	66.0%	N/A	63.0%	61.0%
ESEA composite index score	90.4	Up from 86.4	88.9	83.5

* Length of contract = 185+ days.

** Prior year audited financial data available.

REPORT OF PRINCIPAL AND SCHOOL IMPROVEMENT COUNCIL

At the close of the 2012-2013 school year, Glenview Middle School completed its second year as an institution of public education, serving over 690 students and their families. Glenview is quickly growing with its community. As a "School of Choice," we accepted an additional 26 students to our program for the upcoming year. Many are drawn by our balance of excellence in academics, the arts, and athletics. This year our district piloted "Bring Your Own Technology," and Glenview was the district's only school-wide pilot site. Teachers and students alike embraced the idea of harnessing the technology we hold in our hands to maximize our learning potential. Glenview leads the way as our district moves towards full implementation of BYOT this school year, and we open our doors to neighboring districts who want to visit. Through collaboration, we enhance our abilities to provide the best possible 21st century education for our students. Glenview students are SOARING academically. Our students were above the national average in every subject area (math, reading, and language usage) for fall and spring MAP tests. In addition, our scores improved in every area and were above the national growth average at every grade level! This year we had one Duke TIP Scholar and 16 Junior Scholars. 200 students earned the Principal's Academic Excellence Award for a GPA of 4.125 (94/A) or higher during a nine weeks grading period. Glenview students showcase a variety of artistic and athletic talent as well. Two of the three All-Region Band members from Anderson School District Five were from Glenview, and one of our students made All-Region Orchestra. One of our students participated in the Eastbay Youth All-American football game, and our Boys Basketball team was named the TCMSAA Tournament Champions. One of our students placed 2nd in the County Art Show, making Glenview the only middle school in our district to place. Glenview students have excellent opportunities in the arts, athletics, and academics that challenge and inspire. Glenview teachers lead the district in professional development participation, each averaging 188 hours last school year. Our teachers' participation in a professional learning community yields higher results in student achievement. In terms of professional learning, our foci have been: (1.) research-based best practices in instruction and assessment, (2.) development of common assessments, (3.) data analysis to drive student-centered instruction, and (4.) the integration of technology to enhance learning experiences. Glenview educators understand how important it is to develop a partnership with families. Therefore, we have made strides to improve school to home communication including weekly phone blasts from the principal, weekly e-mails from each teacher, frequently updated websites and online grade books, as well as a positive communication log. Our PTO and Booster Club have been instrumental in building a community culture and are integral parts of the infrastructure of Glenview Middle School. This year we cooperated with the Anderson Rotary Club to offer the "Early Act First Knight" character education program, and we teamed with Family Excellence, LLC to sponsor a community-building writing contest. We look forward to increasing our community business partnerships in the near future. Working together, we are able to fulfill our vision of "promoting a positive school environment which facilitates the growth of our entire learning community."

EVALUATION RESULTS

	Teachers	Students*	Parents*
Number of surveys returned	41	210	54
Percent satisfied with learning environment	95.1%	84.8%	83.4%
Percent satisfied with social and physical environment	95.2%	86.7%	77.8%
Percent satisfied with school-home relations	88.1%	90.9%	81.1%

*Only students at the highest middle school grade level at this school and their parents were included.

Comprehensive detail, including definitions of ratings, performance criteria, and explanations of status, is available on www.ed.sc.gov and www.eoc.sc.gov as well as school and school district websites.

Printed versions are available from school districts upon request.

Abbreviations Key

N/A Not Applicable N/AV Not Available N/C Not Collected N/R Not Reported I/S Insufficient Sample TBD To be determined

NI Newly Identified CSI Continuing School Improvement CA Corrective Action RP Plan to Restructure R Restructure DELAY School Improvement Status HOLD School Improvement Status