



SC Annual School Report Card Summary

Robert Anderson College and Career Academy
 Anderson 5
 Grades: 6-8 Enrollment: 694
 Principal: Kathy Dobbins
 Superintendent: Betty Bagley
 Board Chair: Rick Bradshaw

PERFORMANCE

Comprehensive detail, including definitions of ratings, performance criteria, and explanations of status, is available on www.ed.sc.gov and www.eoc.sc.gov as well as school and school district websites. Printed versions are available from school districts upon request.

YEAR	ABSOLUTE RATING	GROWTH RATING	PALMETTO GOLD AND SILVER AWARD		ESEA/FEDERAL ACCOUNTABILITY RATING SYSTEM	
			General Performance	Closing the Gap	ESEA Grade	Accountability Indicator
2013	Average	Average	TBD	TBD	A	Reward
2012	Good	Excellent	Gold	Silver	B	N/A
2011	N/A	N/A	N/A	N/A	N/A	N/A

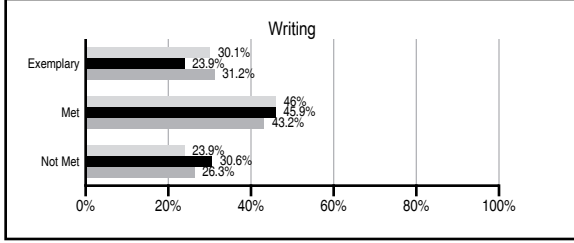
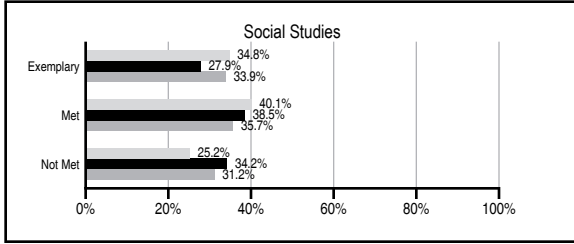
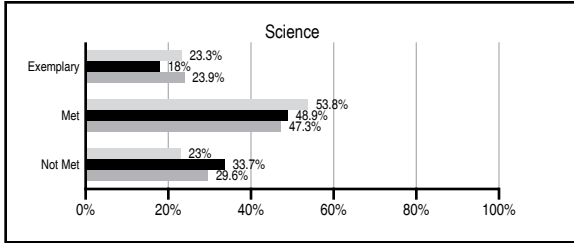
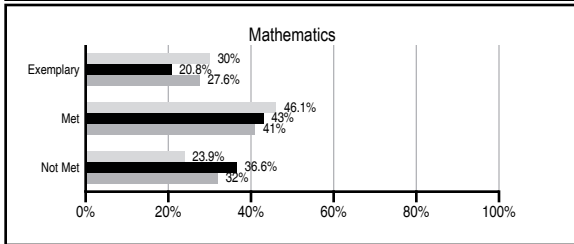
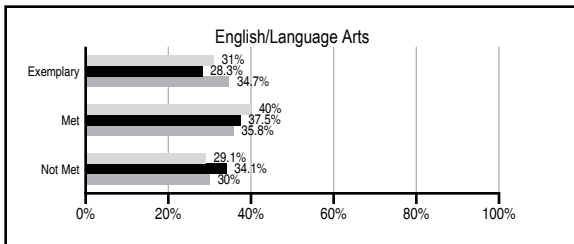
ABSOLUTE RATINGS OF MIDDLE SCHOOLS WITH STUDENTS LIKE OURS*

EXCELLENT	GOOD	AVERAGE	BELOW AVERAGE	AT-RISK
0	3	46	6	0

* Ratings are calculated with data available by 01/15/2014. Schools with Students Like Ours are Middle Schools with Poverty Indices of no more than 5% above or below the index for this school.

PASS PERFORMANCE

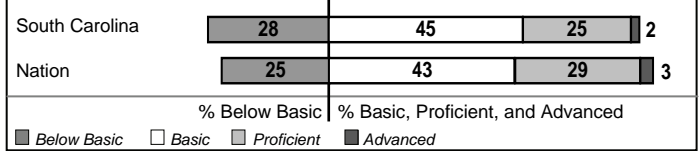
Our School Middle Schools with Students Like Ours Middle schools statewide



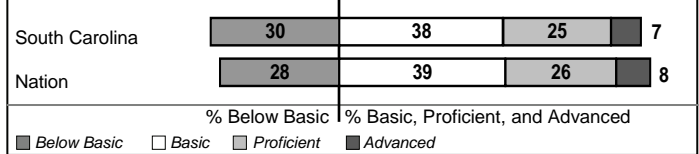
NAEP PERFORMANCE*

* Performance reported for SC and nation, data not available at school level. Percentages at NAEP Achievement Levels.

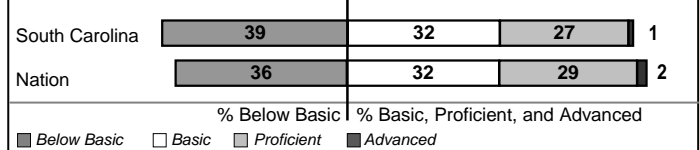
READING – GRADE 8 (2011)



MATH – GRADE 8 (2011)



SCIENCE – GRADE 8 (2011)



END OF COURSE TESTS - 2013

% of students scoring 70 or above on:	Our Middle School	Middle Schools with Students Like Ours
Algebra 1/Math for the Technologies 2	91.1	96.3
English 1	100.0	95.8
Physical Science	N/A	N/A
US History and the Constitution	N/A	N/A
All Subjects	95.0	96.5

SC PERFORMANCE VISION

By 2020 all students will graduate with the knowledge and skills necessary to compete successfully in the global economy, participate in a democratic society and contribute positively as members of families and communities.

Abbreviations Key

N/A Not Applicable N/AV Not Available N/C Not Collected N/R Not Reported I/S Insufficient Sample TBD To be determined

Robert Anderson College and Career Academy

SCHOOL PROFILE

	Our School	Change from Last Year	Middle Schools with Students Like Ours	Median Middle School
Students (n=694)				
Students enrolled in high school credit courses (grades 7 & 8)	15.0%	Up from 9.2%	22.6%	24.6%
Retention rate	0.4%	Up from 0.0%	0.8%	0.6%
Attendance rate	95.1%	Down from 95.8%	95.6%	95.9%
Served by gifted and talented program	30.7%	N/A	15.5%	18.5%
With disabilities	14.9%	N/A	14.1%	13.0%
Older than usual for grade	5.7%	N/A	5.9%	4.8%
Out-of-school suspensions or expulsions for violent and/or criminal offenses	0.0%	No Change	0.7%	0.6%
Annual dropout rate	0.5%	Up from 0.0%	0.0%	0.0%
Teachers (n=47)				
Teachers with advanced degrees	76.6%	Up from 72.9%	58.7%	61.5%
Continuing contract teachers	72.3%	Down from 91.7%	76.0%	77.2%
Teachers returning from previous year	N/A	N/A	84.9%	85.9%
Teacher attendance rate	95.9%	N/R	94.5%	94.9%
Average teacher salary*	\$50,179	Up 4.1%	\$46,554	\$47,313
Classes not taught by highly qualified teachers	1.6%	Up from 1.0%	1.8%	2.0%
Professional development days/teacher	31.7 days	Up from 21.7 days	11.2 days	10.1 days
School				
Principal's years at school	0.5	Down from 12.0	5.0	4.0
Student-teacher ratio in core subjects	21.2 to 1	Up from 20.4 to 1	21.9 to 1	22.1 to 1
Prime instructional time	90.3%	N/R	89.0%	89.6%
Opportunities in the arts	Excellent	No Change	Good	Good
SACS accreditation	Yes	No Change	Yes	Yes
Parents attending conferences	67.4%	Up from 15.3%	98.2%	99.0%
Character development program	Below Average	Down from Excellent	Good	Good
Dollars spent per pupil**	\$7,083	N/A	\$7,092	\$7,239
Percent of expenditures for instruction**	65.0%	N/A	62.5%	63.0%
Percent of expenditures for teacher salaries**	64.0%	N/A	59.5%	61.0%
ESEA composite index score	90.1	Up from 89.4	78.3	83.5

* Length of contract = 185+ days.

** Prior year audited financial data available.

REPORT OF PRINCIPAL AND SCHOOL IMPROVEMENT COUNCIL

As part of the vision of the Anderson Five superintendent and the community support of a referendum to fund the vision, Robert Anderson Middle School opened in July, 2011. Robert Anderson is named for General Robert Anderson, a founding father of the city and a Revolutionary War general. The excitement of opening a new school was evident as teachers, staff, and students entered the state-of-the-art facility. The school is made up of classrooms equipped with technology, a regulation size gymnasium, and an eight hundred thirty seat auditorium that is frequently used for parent meetings, choral presentations, and dramatic productions such as "Beauty and the Beast" and "Annie." The majority of the staff and one third of the student population were formerly at Southwood Middle School. Due to rezoning, the student body population increased in our first year from 450 to over 700 students. Even though we have experienced periods of adjustment, our first years at Robert Anderson have been productive. In the 2011-12 school year, we were named a National AVID Demonstration Site, an honor we accept with pride. We also received gold and silver flags for academic achievement that same year. During the 2012-13 school year, our faculty researched and finalized our magnet theme – college and career readiness. This theme was presented to the school board, who accepted the proposal and approved the new name of the school – Robert Anderson College and Career Academy. The changes have been challenging; however, our philosophy remains intact. The faculty and staff of Robert Anderson College and Career Academy are committed to constantly improving student achievement and preparing our students for technical schools, colleges, and careers requiring skilled workers. Our motto is "The Road to College Begins Here." We are on an ever changing adventure to achieve success with the students of Robert Anderson College and Career Academy.

Kathy Dobbins, Principal Jim Rometry, SIC Chair

EVALUATION RESULTS

	Teachers	Students*	Parents*
Number of surveys returned	51	216	86
Percent satisfied with learning environment	100%	81.1%	89.6%
Percent satisfied with social and physical environment	98%	87.5%	85.8%
Percent satisfied with school-home relations	92%	84.8%	87.8%

*Only students at the highest middle school grade level at this school and their parents were included.

Comprehensive detail, including definitions of ratings, performance criteria, and explanations of status, is available on www.ed.sc.gov and www.eoc.sc.gov as well as school and school district websites.

Printed versions are available from school districts upon request.

Abbreviations Key

N/A Not Applicable N/AV Not Available N/C Not Collected N/R Not Reported I/S Insufficient Sample TBD To be determined

NI Newly Identified CSI Continuing School Improvement CA Corrective Action RP Plan to Restructure R Restructure DELAY School Improvement Status HOLD School Improvement Status