

SC Annual School Report Card Summary

McCants Middle School, An International Baccalaureate World School
 Anderson 5
 Grades: 6-8 Enrollment: 681
 Principal: Jacky R. Stamps
 Superintendent: Betty Bagley
 Board Chair: Rick Bradshaw

PERFORMANCE

Comprehensive detail, including definitions of ratings, performance criteria, and explanations of status, is available on www.ed.sc.gov and www.eoc.sc.gov as well as school and school district websites. Printed versions are available from school districts upon request.

YEAR	ABSOLUTE RATING	GROWTH RATING	PALMETTO GOLD AND SILVER AWARD		ESEA/FEDERAL ACCOUNTABILITY RATING SYSTEM	
			General Performance	Closing the Gap	ESEA Grade	Accountability Indicator
2013	Excellent	Excellent	TBD	TBD	B	N/A
2012	Excellent	Excellent	Gold	Gold	B	N/A
2011	Excellent	Excellent	Gold	N/A	Not Met	N/A

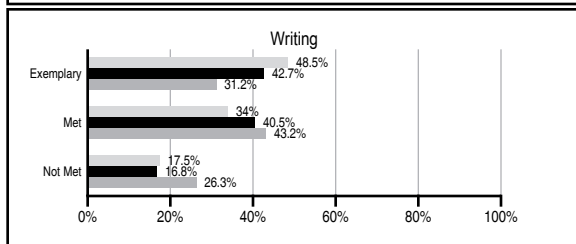
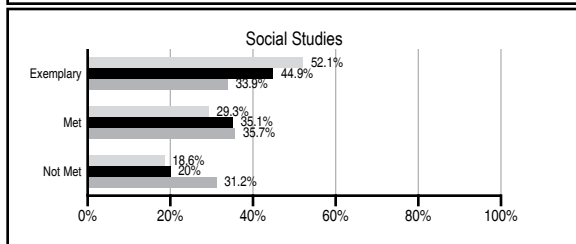
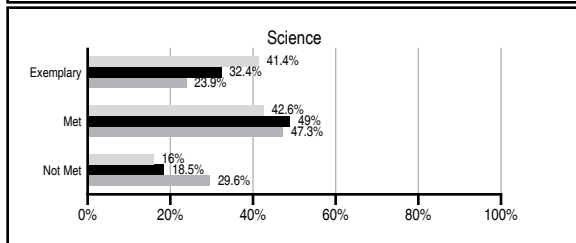
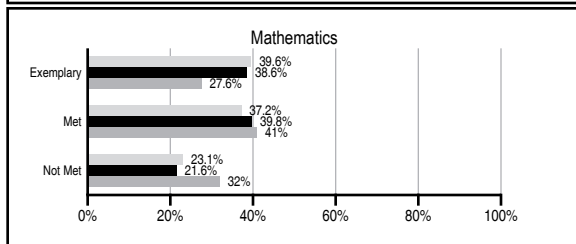
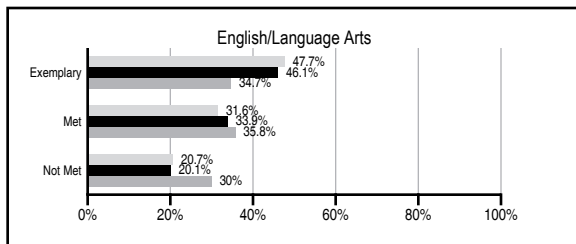
ABSOLUTE RATINGS OF MIDDLE SCHOOLS WITH STUDENTS LIKE OURS*

EXCELLENT	GOOD	AVERAGE	BELOW AVERAGE	AT-RISK
20	9	6	0	0

* Ratings are calculated with data available by 01/15/2014. Schools with Students Like Ours are Middle Schools with Poverty Indices of no more than 5% above or below the index for this school.

PASS PERFORMANCE


Our School
 Middle Schools with Students Like Ours
 Middle schools statewide




NAEP PERFORMANCE*

* Performance reported for SC and nation, data not available at school level. Percentages at NAEP Achievement Levels.


READING – GRADE 8 (2011)



MATH – GRADE 8 (2011)



SCIENCE – GRADE 8 (2011)



END OF COURSE TESTS - 2013

% of students scoring 70 or above on:	Our Middle School	Middle Schools with Students Like Ours
Algebra 1/Math for the Technologies 2	98.7	96.1
English 1	100.0	95.8
Physical Science	N/A	N/A
US History and the Constitution	N/A	N/A
All Subjects	99.4	96.1

SC PERFORMANCE VISION

By 2020 all students will graduate with the knowledge and skills necessary to compete successfully in the global economy, participate in a democratic society and contribute positively as members of families and communities.

Abbreviations Key

N/A Not Applicable N/AV Not Available N/C Not Collected N/R Not Reported I/S Insufficient Sample TBD To be determined

McCants Middle School, An International Baccalaureate World School [Anderson 5]

SCHOOL PROFILE

	Our School	Change from Last Year	Middle Schools with Students Like Ours	Median Middle School
Students (n=681)				
Students enrolled in high school credit courses (grades 7 & 8)	23.4%	Up from 22.9%	32.4%	24.6%
Retention rate	0.3%	Down from 0.7%	0.4%	0.6%
Attendance rate	95.4%	Down from 96.4%	96.6%	95.9%
Served by gifted and talented program	35.6%	N/A	27.4%	18.5%
With disabilities	12.7%	N/A	11.3%	13.0%
Older than usual for grade	5.2%	N/A	3.1%	4.8%
Out-of-school suspensions or expulsions for violent and/or criminal offenses	0.0%	Down from 1.0%	0.3%	0.6%
Annual dropout rate	0.2%	No Change	0.0%	0.0%
Teachers (n=54)				
Teachers with advanced degrees	70.4%	Up from 63.6%	65.0%	61.5%
Continuing contract teachers	85.2%	Down from 85.5%	79.6%	77.2%
Teachers returning from previous year	80.0%	Down from 80.6%	88.4%	85.9%
Teacher attendance rate	96.8%	N/R	95.3%	94.9%
Average teacher salary*	\$49,334	Up 3.6%	\$48,855	\$47,313
Classes not taught by highly qualified teachers	5.6%	Up from 0.9%	2.1%	2.0%
Professional development days/teacher	24.3 days	Up from 11.8 days	10.7 days	10.1 days
School				
Principal's years at school	17.0	Up from 16.0	4.5	4.0
Student-teacher ratio in core subjects	19.6 to 1	Down from 21.3 to 1	24.0 to 1	22.1 to 1
Prime instructional time	91.1%	N/R	90.6%	89.6%
Opportunities in the arts	Excellent	No Change	Excellent	Good
SACS accreditation	Yes	No Change	Yes	Yes
Parents attending conferences	97.7%	Up from 91.1%	98.7%	99.0%
Character development program	Excellent	No Change	Good	Good
Dollars spent per pupil**	\$6,962	Up 21.1%	\$6,962	\$7,239
Percent of expenditures for instruction**	66.0%	Down from 73.1%	65.0%	63.0%
Percent of expenditures for teacher salaries**	65.0%	Down from 72.7%	63.0%	61.0%
ESEA composite index score	80.9	Down from 88.6	88.4	83.5

* Length of contract = 185+ days.

** Prior year audited financial data available.

EVALUATION RESULTS

	Teachers	Students*	Parents*
Number of surveys returned	48	220	96
Percent satisfied with learning environment	97.9%	80%	81.3%
Percent satisfied with social and physical environment	95.6%	79.6%	75.8%
Percent satisfied with school-home relations	95.8%	88.6%	81%

*Only students at the highest middle school grade level at this school and their parents were included.

REPORT OF PRINCIPAL AND SCHOOL IMPROVEMENT COUNCIL

McCants Middle School is a wonderful place for our students, staff, and teachers. For the 2012-2013 school year, we offered challenging and engaging instruction to ALL students. Excellence and high expectations remain our primary goal as we engage in continuous improvement in academic achievement. In April 2013, McCants Middle School was authorized as an IB World School offering the MYP in grades 6-8. This recognition was a significant accomplishment for our students, staff, and parents.

Through the IBMYP students engage in scholarly pursuits while participating in eight subject groups integrated through five interactive areas providing global contexts for learning. Our goal is to raise the academic achievement level of all our students through the philosophy of providing a "STUDENT CENTERED EDUCATION."

We continue to seek new instructional strategies to move all students to their greatest academic potential and encourage them to become successful self-directed learners. We are proud of our PTA and School Improvement Council. Our PTA has provided funds for instructional materials, school-wide activities and numerous treats that demonstrated teacher and staff appreciation. The PTA, School Improvement Council and administrative staff continue to increase and provide opportunities for parental involvement.

We are pleased with our many commendations; however, it is our challenges toward which our greatest efforts will be directed. We will continue to focus on closing the achievement gap so all students perform at the exemplary level. Secondly, all teachers will stand up to the challenge of using data to make decisions that will improve student achievement. We will continue to work together to provide quality learning experiences for all students.

The school culture and climate of McCants Middle School is regarded as safe and friendly with a high rate of student, parent, and staff satisfaction with the school environment. McCants follows a model of high expectations and continuous improvement as we strive to be on the cutting edge of student achievement.

Jacky R. Stamps, Principal
Jennifer Bashore, SIC Chair

Comprehensive detail, including definitions of ratings, performance criteria, and explanations of status, is available on www.ed.sc.gov and www.eoc.sc.gov as well as school and school district websites.

Printed versions are available from school districts upon request.

Abbreviations Key

N/A Not Applicable N/AV Not Available N/C Not Collected N/R Not Reported I/S Insufficient Sample TBD To be determined

NI Newly Identified CSI Continuing School Improvement CA Corrective Action RP Plan to Restructure R Restructure DELAY School Improvement Status HOLD School Improvement Status