

SC Annual School Report Card Summary

Lakeside Middle School of Inquiry and Innovation, a STEM School
 Anderson 5
 Grades: 6-8 Enrollment: 600
 Principal: Martha L. Hanwell
 Superintendent: Betty Bagley
 Board Chair: Rick Bradshaw

PERFORMANCE

Comprehensive detail, including definitions of ratings, performance criteria, and explanations of status, is available on www.ed.sc.gov and www.eoc.sc.gov as well as school and school district websites. Printed versions are available from school districts upon request.

| YEAR | ABSOLUTE RATING | GROWTH RATING | PALMETTO GOLD AND SILVER AWARD | | ESEA/FEDERAL ACCOUNTABILITY RATING SYSTEM | |
|------|-----------------|---------------|--------------------------------|-----------------|---|--------------------------|
| | | | General Performance | Closing the Gap | ESEA Grade | Accountability Indicator |
| 2013 | Average | Average | TBD | TBD | B | N/A |
| 2012 | Average | Average | N/A | N/A | B | N/A |
| 2011 | Average | Average | Silver | N/A | Not Met | N/A |

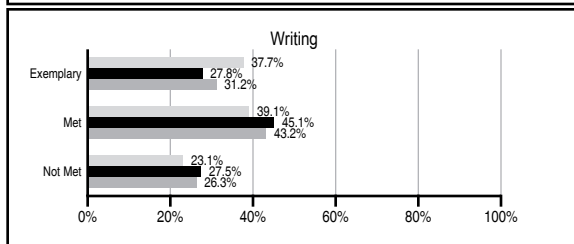
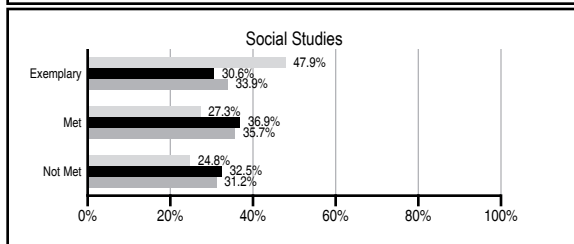
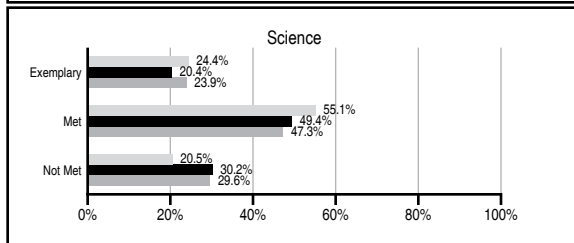
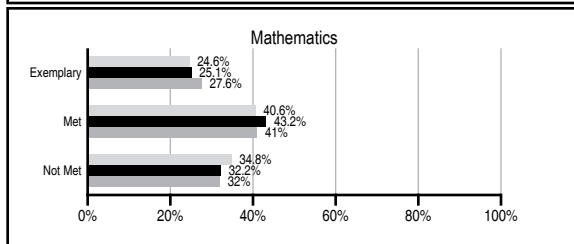
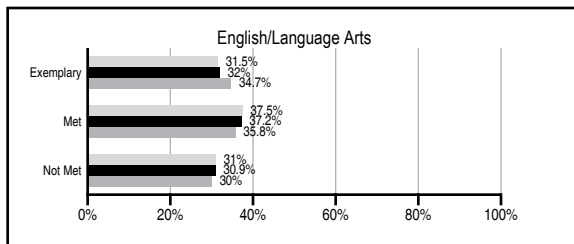
ABSOLUTE RATINGS OF MIDDLE SCHOOLS WITH STUDENTS LIKE OURS*

| EXCELLENT | GOOD | AVERAGE | BELOW AVERAGE | AT-RISK |
|-----------|------|---------|---------------|---------|
| 3 | 9 | 46 | 4 | 0 |

* Ratings are calculated with data available by 01/15/2014. Schools with Students Like Ours are Middle Schools with Poverty Indices of no more than 5% above or below the index for this school.

PASS PERFORMANCE

Our School
 Middle Schools with Students Like Ours
 Middle schools statewide



NAEP PERFORMANCE*

* Performance reported for SC and nation, data not available at school level. Percentages at NAEP Achievement Levels.



END OF COURSE TESTS - 2013

| % of students scoring 70 or above on: | Our Middle School | Middle Schools with Students Like Ours |
|---------------------------------------|-------------------|--|
| Algebra 1/Math for the Technologies 2 | 94.2 | 97.7 |
| English 1 | 97.1 | 96.1 |
| Physical Science | N/A | N/A |
| US History and the Constitution | N/A | N/A |
| All Subjects | 95.9 | 97.4 |

SC PERFORMANCE VISION

By 2020 all students will graduate with the knowledge and skills necessary to compete successfully in the global economy, participate in a democratic society and contribute positively as members of families and communities.

Abbreviations Key

N/A Not Applicable N/AV Not Available N/C Not Collected N/R Not Reported I/S Insufficient Sample TBD To be determined

Lakeside Middle School of Inquiry and Innovation, a STEM School [Anderson 5]

SCHOOL PROFILE

| | Our School | Change from Last Year | Middle Schools with Students Like Ours | Median Middle School |
|--|------------|-----------------------|--|----------------------|
| Students (n=600) | | | | |
| Students enrolled in high school credit courses (grades 7 & 8) | 18.4% | Up from 12.9% | 22.7% | 24.6% |
| Retention rate | 0.0% | Down from 0.2% | 0.9% | 0.6% |
| Attendance rate | 94.2% | Down from 95.4% | 95.6% | 95.9% |
| Served by gifted and talented program | 37.7% | N/A | 17.5% | 18.5% |
| With disabilities | 14.4% | N/A | 13.9% | 13.0% |
| Older than usual for grade | 5.3% | N/A | 6.0% | 4.8% |
| Out-of-school suspensions or expulsions for violent and/or criminal offenses | 0.0% | No Change | 0.7% | 0.6% |
| Annual dropout rate | 0.5% | Up from 0.0% | 0.0% | 0.0% |
| Teachers (n=51) | | | | |
| Teachers with advanced degrees | 52.9% | Down from 65.4% | 58.7% | 61.5% |
| Continuing contract teachers | 78.4% | Down from 90.4% | 76.2% | 77.2% |
| Teachers returning from previous year | 76.3% | Down from 80.5% | 85.1% | 85.9% |
| Teacher attendance rate | 94.5% | N/R | 94.8% | 94.9% |
| Average teacher salary* | \$45,774 | Down 3.0% | \$46,591 | \$47,313 |
| Classes not taught by highly qualified teachers | 0.0% | Down from 1.1% | 2.0% | 2.0% |
| Professional development days/teacher | 19.1 days | Up from 12.2 days | 11.2 days | 10.1 days |
| School | | | | |
| Principal's years at school | 13.0 | Up from 12.0 | 6.0 | 4.0 |
| Student-teacher ratio in core subjects | 17.8 to 1 | Down from 19.0 to 1 | 21.7 to 1 | 22.1 to 1 |
| Prime instructional time | 87.5% | N/R | 89.2% | 89.6% |
| Opportunities in the arts | Excellent | No Change | Good | Good |
| SACS accreditation | Yes | No Change | Yes | Yes |
| Parents attending conferences | 100.0% | Up from 98.0% | 98.1% | 99.0% |
| Character development program | Excellent | No Change | Good | Good |
| Dollars spent per pupil** | \$7,612 | Up 22.5% | \$7,083 | \$7,239 |
| Percent of expenditures for instruction** | 68.0% | Down from 69.2% | 63.0% | 63.0% |
| Percent of expenditures for teacher salaries** | 68.0% | Down from 68.8% | 61.0% | 61.0% |
| ESEA composite index score | 89.6 | Up from 81.6 | 81.8 | 83.5 |

* Length of contract = 185+ days.

** Prior year audited financial data available.

EVALUATION RESULTS

| | Teachers | Students* | Parents* |
|--|----------|-----------|----------|
| Number of surveys returned | 51 | 202 | 44 |
| Percent satisfied with learning environment | 92.1% | 64.9% | 75% |
| Percent satisfied with social and physical environment | 86.5% | 67.3% | 52.3% |
| Percent satisfied with school-home relations | 69.2% | 81.9% | 75% |

*Only students at the highest middle school grade level at this school and their parents were included.

REPORT OF PRINCIPAL AND SCHOOL IMPROVEMENT COUNCIL

Since its 1963 inception, Lakeside Middle School has been dedicated to providing a quality education for the children of our community. During the 2010 school year, the Anderson School District 5 approved Lakeside as the first middle level magnet school in the district. In August 2010, we opened our doors as Lakeside Middle School of Inquiry and Innovation, a STEM school. Our dedication to offering our students a rigorous and relevant educational experience is evident in the many new outstanding opportunities offered to our students.

Lakeside currently serves approximately 600 students in grades six, seven, and eight and has a diverse population representing various socio-economic, racial, cultural, and educational backgrounds. Our school offers courses in all core academics, fine arts, and technology which creates a unique learning environment designed to meet the needs of middle school students.

Lakeside is proud to offer our students many new opportunities. Students can choose courses during their related arts that encompass robotics, engineering, graphic design, game design, Smart lab, as well as all areas of fine arts. These classes give students opportunities to explore interests outside of the academic areas. They also have the opportunity to take accelerated classes, earn high school credit, and participate in the district's gifted and talented program or AVID. Eligible students are also provided the opportunity to take the SAT, ACT or PSAT in seventh and eighth grade to be identified as Duke TIP Scholars or as Junior Scholars. We are proud of the academic progress of our students and continually strive to improve our performance as well as our students.

Lakeside has partnered with Casio to provide a state of the art calculator for students and teachers. Teachers and students work with Casio instructors and Clemson University to implement inquiry into the math classroom. Also, this year our school partnered with the Anderson Rotary Club to implement a character education program called Early Act, First Knight in sixth grade. This program teaches our students the skills to help them grow into moral and ethical citizens. Our goal is to add seventh grade this coming school year. These partnerships provide our students and teacher opportunities to have real world interactions and challenges.

Lakeside has an active PTO who provides the foundation and support for the many activities that take place at our school. Parents are welcome, and we offer many avenues for becoming involved in our school. Parental involvement is a key factor in student success.

We are proud to offer our students a safe environment, a healthy start, an ongoing relationship with a caring adult, an opportunity for service, and a marketable skill through an effective education. The united mission and promise to our students and community will continue to guide our way into the future. Our challenge continues to be to find ways to raise student achievement, close the achievement gap, and to meet the needs of our students in an ever changing world. We hope you will join us as we continue to provide quality educational experiences for our children.

Catherine Phillips SIC Chair
Martha Hanwell Principal

Comprehensive detail, including definitions of ratings, performance criteria, and explanations of status, is available on www.ed.sc.gov and www.eoc.sc.gov as well as school and school district websites.

Printed versions are available from school districts upon request.

Abbreviations Key

N/A Not Applicable N/AV Not Available N/C Not Collected N/R Not Reported I/S Insufficient Sample TBD To be determined

NI Newly Identified CSI Continuing School Improvement CA Corrective Action RP Plan to Restructure R Restructure DELAY School Improvement Status HOLD School Improvement Status