



SC Annual School Report Card Summary

Riverside Middle School
 Anderson 4
 Grades: 7-8 Enrollment: 471
 Principal: Kevin Black
 Superintendent: Lee M. D'Andrea, PhD
 Board Chair: Bud Durham

PERFORMANCE

Comprehensive detail, including definitions of ratings, performance criteria, and explanations of status, is available on www.ed.sc.gov and www.eoc.sc.gov as well as school and school district websites. Printed versions are available from school districts upon request.

YEAR	ABSOLUTE RATING	GROWTH RATING	PALMETTO GOLD AND SILVER AWARD		ESEA/FEDERAL ACCOUNTABILITY RATING SYSTEM	
			General Performance	Closing the Gap	ESEA Grade	Accountability Indicator
2013	Excellent	Excellent	TBD	TBD	B	N/A
2012	Excellent	Excellent	Gold	N/A	B	N/A
2011	Excellent	Excellent	Gold	Silver	Met	N/A

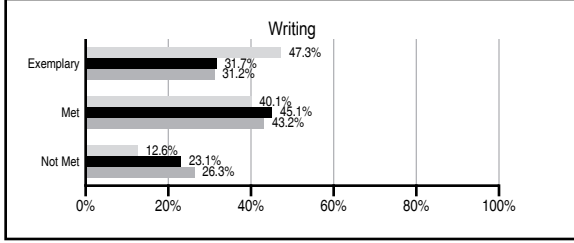
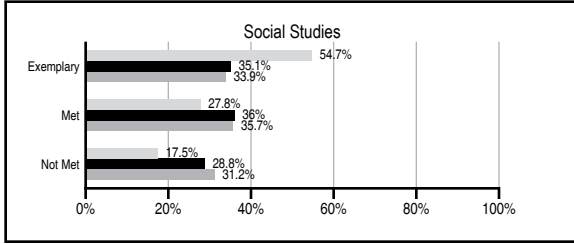
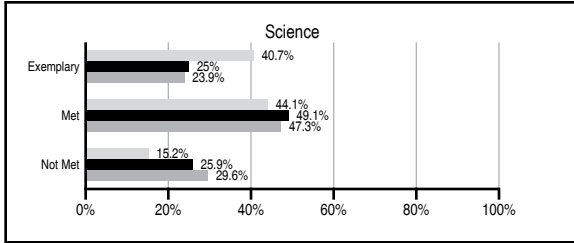
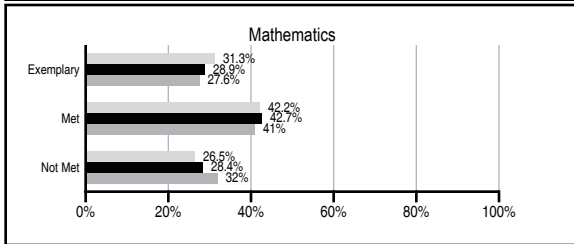
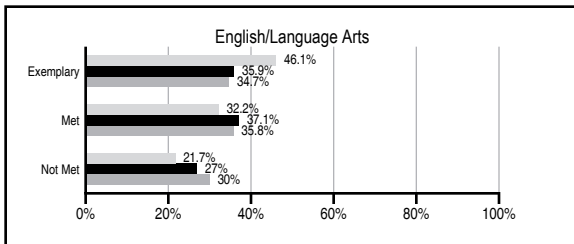
ABSOLUTE RATINGS OF MIDDLE SCHOOLS WITH STUDENTS LIKE OURS*

EXCELLENT	GOOD	AVERAGE	BELOW AVERAGE	AT-RISK
3	19	27	1	1

* Ratings are calculated with data available by 01/15/2014. Schools with Students Like Ours are Middle Schools with Poverty Indices of no more than 5% above or below the index for this school.

PASS PERFORMANCE

Our School Middle Schools with Students Like Ours Middle schools statewide



NAEP PERFORMANCE*

* Performance reported for SC and nation, data not available at school level. Percentages at NAEP Achievement Levels.



END OF COURSE TESTS - 2013

% of students scoring 70 or above on:	Our Middle School	Middle Schools with Students Like Ours
Algebra 1/Math for the Technologies 2	100.0	95.3
English 1	98.6	93.7
Physical Science	N/A	N/A
US History and the Constitution	N/A	N/A
All Subjects	99.2	94.6

SC PERFORMANCE VISION

By 2020 all students will graduate with the knowledge and skills necessary to compete successfully in the global economy, participate in a democratic society and contribute positively as members of families and communities.

Abbreviations Key

N/A Not Applicable N/AV Not Available N/C Not Collected N/R Not Reported I/S Insufficient Sample TBD To be determined

Riverside Middle School [Anderson 4]

SCHOOL PROFILE

	Our School	Change from Last Year	Middle Schools with Students Like Ours	Median Middle School
Students (n=471)				
Students enrolled in high school credit courses (grades 7 & 8)	84.7%	Up from 36.2%	25.7%	24.6%
Retention rate	2.8%	Up from 0.5%	0.7%	0.6%
Attendance rate	95.8%	Down from 96.4%	95.8%	95.9%
Served by gifted and talented program	37.1%	N/A	20.5%	18.5%
With disabilities	15.7%	N/A	13.4%	13.0%
Older than usual for grade	6.1%	N/A	5.0%	4.8%
Out-of-school suspensions or expulsions for violent and/or criminal offenses	1.7%	Up from 0.5%	0.8%	0.6%
Annual dropout rate	0.2%	No Change	0.0%	0.0%
Teachers (n=33)				
Teachers with advanced degrees	51.5%	Down from 62.5%	62.4%	61.5%
Continuing contract teachers	75.8%	Down from 90.6%	83.3%	77.2%
Teachers returning from previous year	88.9%	Down from 90.3%	87.9%	85.9%
Teacher attendance rate	95.4%	Up from 95.2%	94.7%	94.9%
Average teacher salary*	\$48,757	Up 1.4%	\$48,334	\$47,313
Classes not taught by highly qualified teachers	5.9%	Up from 0.0%	0.0%	2.0%
Professional development days/teacher	7.3 days	Down from 12.0 days	9.1 days	10.1 days
School				
Principal's years at school	7.0	Up from 1.0	4.0	4.0
Student-teacher ratio in core subjects	27.3 to 1	Up from 20.6 to 1	22.8 to 1	22.1 to 1
Prime instructional time	90.6%	Up from 88.5%	89.7%	89.6%
Opportunities in the arts	Good	No Change	Good	Good
SACS accreditation	Yes	No Change	Yes	Yes
Parents attending conferences	99.4%	Down from 100.0%	98.6%	99.0%
Character development program	Excellent	Up from Good	Good	Good
Dollars spent per pupil**	\$9,831	Up 2.9%	\$6,985	\$7,239
Percent of expenditures for instruction**	60.0%	Down from 60.8%	63.0%	63.0%
Percent of expenditures for teacher salaries**	58.0%	No Change	60.0%	61.0%
ESEA composite index score	88.6	Up from 82.9	86.3	83.5

* Length of contract = 185+ days.

** Prior year audited financial data available.

EVALUATION RESULTS

	Teachers	Students*	Parents*
Number of surveys returned	29	203	118
Percent satisfied with learning environment	100%	81.3%	94.1%
Percent satisfied with social and physical environment	100%	86.7%	95%
Percent satisfied with school-home relations	96.6%	91.2%	97.5%

*Only students at the highest middle school grade level at this school and their parents were included.

REPORT OF PRINCIPAL AND SCHOOL IMPROVEMENT COUNCIL

The 2012-13 school year added to our "Tradition of Excellence" as we were one of a few middle schools in the state to be recognized as Excellent, Excellent on the SC 2012 Report Card. This marked the second year in a row that the Riverside School family received such high marks, a true testimony of our relentless pursuit of perfection. In the midst of our sports teams, choral and band programs bringing home the highest honors, we remained focused on our number one goal, student learning. Take a moment to celebrate some of our successes.

A major accomplishment during the year was the implementation of Project Based Learning (PBL) classes in all core areas. PBL classes provided students with the opportunity to solve real-world problems supported by a dynamic approach to teaching. The level of rigor and engagement inspired our students to obtain a deeper knowledge of the standards through project demonstration. Along the way, the PBL classes developed a bank of resources and projects that will support instruction in every class next year.

Mentoring programs continue to grow and thrive. Ladies First, a new program this year, received rave reviews from our students, staff, and parents. Ladies First, a mentoring program designed for our 8th grade females, joins our already established Man-Up program for our 8th grade males. These two after school programs helped to develop relationships, provide students with resources and time, as well as guidance and support for challenges faced at the middle school level. Through meeting and field trips students were exposed to such topics as fitness, relationships, and peer pressure.

Other noteworthy accomplishments included having the largest number of Junior Scholars honored in the school's history; a growing numbers of students recognized on the academic honor roll; a substantial drop in discipline referrals; increased participation in our band and chorus programs yielding superior ratings at regional and state competitions; our athletic teams gaining momentum with the girls' basketball team winning the conference championship; the unwavering support of our parents and PTO organization.

Maintaining a "Tradition of Excellence" continues to be our vision. It requires connecting with each student on a social, academic, and emotional level. And it includes our commitment to providing personalized learning and global opportunities.

Kevin Black- Principal
Jennifer Kelly- SIC Chairperson

Comprehensive detail, including definitions of ratings, performance criteria, and explanations of status, is available on www.ed.sc.gov and www.eoc.sc.gov as well as school and school district websites.

Printed versions are available from school districts upon request.

Abbreviations Key

N/A Not Applicable N/AV Not Available N/C Not Collected N/R Not Reported I/S Insufficient Sample TBD To be determined

NI Newly Identified CSI Continuing School Improvement CA Corrective Action RP Plan to Restructure R Restructure DELAY School Improvement Status HOLD School Improvement Status