



SC Annual School Report Card Summary

Starr-Iva Middle School
 Anderson 3
 Grades: 6-8 Enrollment: 645
 Principal: Barry Jacks
 Superintendent: Dr. Mason Gary
 Board Chair: Curtis Wiles

PERFORMANCE

Comprehensive detail, including definitions of ratings, performance criteria, and explanations of status, is available on www.ed.sc.gov and www.eoc.sc.gov as well as school and school district websites. Printed versions are available from school districts upon request.

YEAR	ABSOLUTE RATING	GROWTH RATING	PALMETTO GOLD AND SILVER AWARD		ESEA/FEDERAL ACCOUNTABILITY RATING SYSTEM	
			General Performance	Closing the Gap	ESEA Grade	Accountability Indicator
2013	Good	Excellent	TBD	TBD	A	N/A
2012	Average	Average	N/A	N/A	C	N/A
2011	Average	Average	Silver	N/A	Not Met	N/A

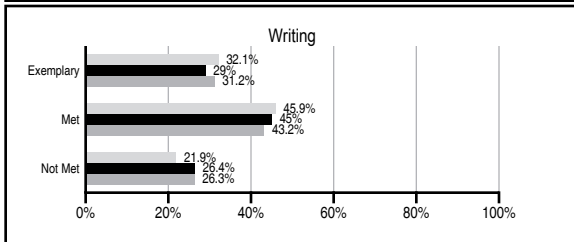
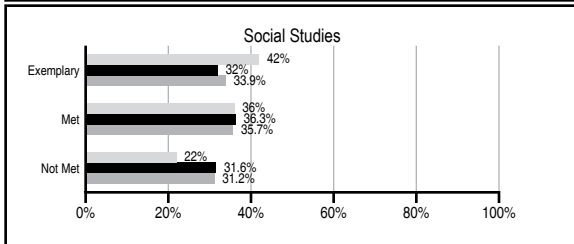
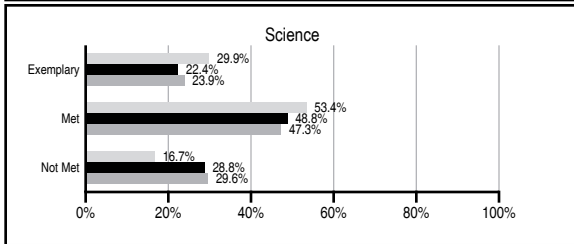
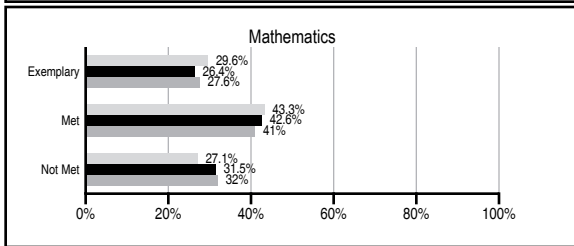
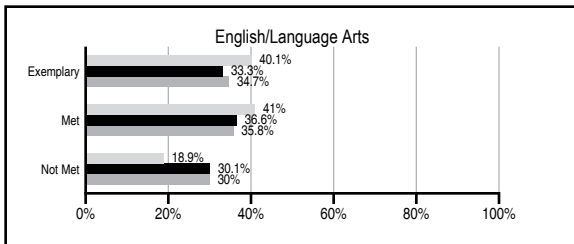
ABSOLUTE RATINGS OF MIDDLE SCHOOLS WITH STUDENTS LIKE OURS*

EXCELLENT	GOOD	AVERAGE	BELOW AVERAGE	AT-RISK
3	11	43	2	0

* Ratings are calculated with data available by 01/15/2014. Schools with Students Like Ours are Middle Schools with Poverty Indices of no more than 5% above or below the index for this school.




PASS PERFORMANCE

Our School Middle Schools with Students Like Ours Middle schools statewide



NAEP PERFORMANCE*

* Performance reported for SC and nation, data not available at school level. Percentages at NAEP Achievement Levels.



END OF COURSE TESTS - 2013

% of students scoring 70 or above on:	Our Middle School	Middle Schools with Students Like Ours
Algebra 1/Math for the Technologies 2	100.0	98.1
English 1	97.8	97.6
Physical Science	N/A	N/A
US History and the Constitution	N/A	N/A
All Subjects	98.7	97.8

SC PERFORMANCE VISION

By 2020 all students will graduate with the knowledge and skills necessary to compete successfully in the global economy, participate in a democratic society and contribute positively as members of families and communities.

Abbreviations Key

N/A Not Applicable N/AV Not Available N/C Not Collected N/R Not Reported I/S Insufficient Sample TBD To be determined

Starr-Iva Middle School [Anderson 3]

SCHOOL PROFILE

	Our School	Change from Last Year	Middle Schools with Students Like Ours	Median Middle School
Students (n=645)				
Students enrolled in high school credit courses (grades 7 & 8)	20.3%	Up from 16.5%	25.1%	24.6%
Retention rate	0.0%	Down from 0.2%	0.8%	0.6%
Attendance rate	93.6%	Down from 94.4%	95.5%	95.9%
Served by gifted and talented program	19.9%	N/A	18.4%	18.5%
With disabilities	13.6%	N/A	13.7%	13.0%
Older than usual for grade	7.1%	N/A	6.1%	4.8%
Out-of-school suspensions or expulsions for violent and/or criminal offenses	0.2%	Down from 0.6%	0.7%	0.6%
Annual dropout rate	0.2%	Up from 0.0%	0.0%	0.0%
Teachers (n=38)				
Teachers with advanced degrees	57.9%	Up from 47.4%	58.9%	61.5%
Continuing contract teachers	78.9%	Down from 92.1%	78.2%	77.2%
Teachers returning from previous year	88.9%	Down from 91.6%	86.0%	85.9%
Teacher attendance rate	96.5%	Up from 93.9%	94.6%	94.9%
Average teacher salary*	\$46,702	Up 4.9%	\$47,142	\$47,313
Classes not taught by highly qualified teachers	0.0%	No Change	0.5%	2.0%
Professional development days/teacher	6.1 days	Down from 8.0 days	10.6 days	10.1 days
School				
Principal's years at school	1.0	Down from 4.0	4.5	4.0
Student-teacher ratio in core subjects	21.9 to 1	Down from 23.5 to 1	21.8 to 1	22.1 to 1
Prime instructional time	89.4%	Up from 87.1%	89.0%	89.6%
Opportunities in the arts	Good	No Change	Good	Good
SACS accreditation	Yes	No Change	Yes	Yes
Parents attending conferences	99.7%	Up from 99.5%	98.9%	99.0%
Character development program	Average	No Change	Good	Good
Dollars spent per pupil**	\$6,832	Up 11.8%	\$7,106	\$7,239
Percent of expenditures for instruction**	59.0%	Down from 61.6%	63.0%	63.0%
Percent of expenditures for teacher salaries**	58.0%	Down from 60.1%	61.0%	61.0%
ESEA composite index score	98.2	Up from 78.8	83.2	83.5

* Length of contract = 185+ days.

** Prior year audited financial data available.

REPORT OF PRINCIPAL AND SCHOOL IMPROVEMENT COUNCIL

It seems as though we just began the 2012-2013 school year, and now the 2013-2014 school year is just around the corner. I have enjoyed my first year at Starr-Iva Middle School. If we use MAP scores as an indicator, I feel that we will see measurable progress when PASS scores are available.

Our goal is to be one of the premier middle schools in the state. We are working very hard to put together a staff which is second to none. I am also very excited about our district as a whole. If we work together as educators, parents, students, and community, Anderson School District Three will become a model district.

Barry Jacks, Principal
Laura Beth Smith, SIC Chair

EVALUATION RESULTS

	Teachers	Students*	Parents*
Number of surveys returned	36	202	140
Percent satisfied with learning environment	91.7%	67.3%	72.8%
Percent satisfied with social and physical environment	97.3%	72.6%	71%
Percent satisfied with school-home relations	86.1%	81.7%	60.3%

*Only students at the highest middle school grade level at this school and their parents were included.

Comprehensive detail, including definitions of ratings, performance criteria, and explanations of status, is available on www.ed.sc.gov and www.eoc.sc.gov as well as school and school district websites.

Printed versions are available from school districts upon request.

Abbreviations Key

N/A Not Applicable N/AV Not Available N/C Not Collected N/R Not Reported I/S Insufficient Sample TBD To be determined

NI Newly Identified CSI Continuing School Improvement CA Corrective Action RP Plan to Restructure R Restructure DELAY School Improvement Status HOLD School Improvement Status