



# SC Annual School Report Card Summary

Wren Middle School  
 Anderson 1  
 Grades: 6-8 Enrollment: 887  
 Principal: Robin R. Fulbright  
 Superintendent: Dr. Wayne Fowler  
 Board Chair: Mr. Fred Alexander

## PERFORMANCE

Comprehensive detail, including definitions of ratings, performance criteria, and explanations of status, is available on [www.ed.sc.gov](http://www.ed.sc.gov) and [www.eoc.sc.gov](http://www.eoc.sc.gov) as well as school and school district websites. Printed versions are available from school districts upon request.

YEAR	ABSOLUTE RATING	GROWTH RATING	PALMETTO GOLD AND SILVER AWARD		ESEA/FEDERAL ACCOUNTABILITY RATING SYSTEM	
			General Performance	Closing the Gap	ESEA Grade	Accountability Indicator
2013	Excellent	Good	TBD	TBD	B	N/A
2012	Excellent	Excellent	Gold	Silver	A	N/A
2011	Excellent	Excellent	Gold	Silver	Met	N/A

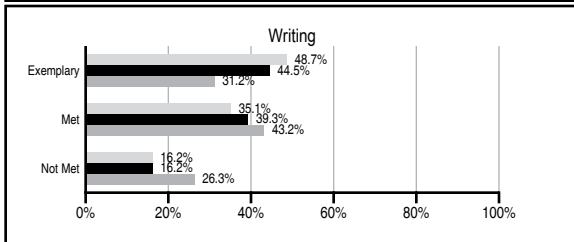
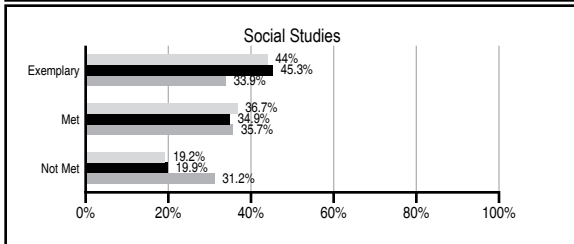
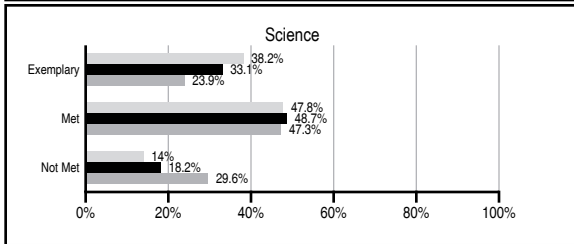
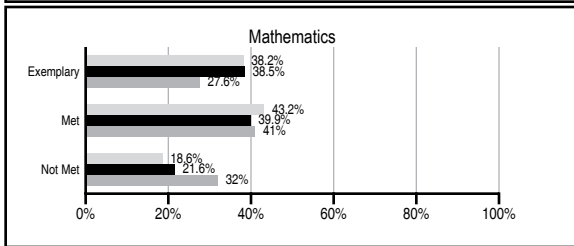
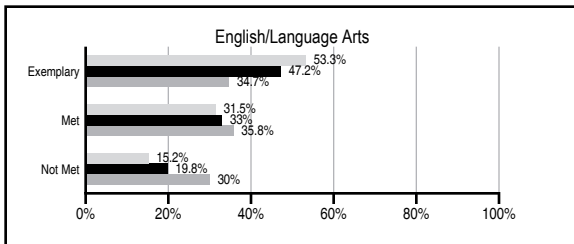
## ABSOLUTE RATINGS OF MIDDLE SCHOOLS WITH STUDENTS LIKE OURS\*

EXCELLENT	GOOD	AVERAGE	BELOW AVERAGE	AT-RISK
16	6	4	0	0

\* Ratings are calculated with data available by 01/15/2014. Schools with Students Like Ours are Middle Schools with Poverty Indices of no more than 5% above or below the index for this school.

## PASS PERFORMANCE

Our School Middle Schools with Students Like Ours Middle schools statewide



## NAEP PERFORMANCE\*

\* Performance reported for SC and nation, data not available at school level. Percentages at NAEP Achievement Levels.



## END OF COURSE TESTS - 2013

% of students scoring 70 or above on:	Our Middle School	Middle Schools with Students Like Ours
Algebra 1/Math for the Technologies 2	100.0	95.0
English 1	99.3	98.8
Physical Science	N/A	N/A
US History and the Constitution	N/A	N/A
All Subjects	99.6	95.8

## SC PERFORMANCE VISION

By 2020 all students will graduate with the knowledge and skills necessary to compete successfully in the global economy, participate in a democratic society and contribute positively as members of families and communities.

### Abbreviations Key

N/A Not Applicable N/AV Not Available N/C Not Collected N/R Not Reported I/S Insufficient Sample TBD To be determined

# Wren Middle School [Anderson 1]

## SCHOOL PROFILE

	Our School	Change from Last Year	Middle Schools with Students Like Ours	Median Middle School
<b>Students (n=887)</b>				
Students enrolled in high school credit courses (grades 7 & 8)	27.3%	Up from 21.5%	41.9%	24.6%
Retention rate	0.0%	No Change	0.3%	0.6%
Attendance rate	95.6%	Down from 96.0%	96.6%	95.9%
Served by gifted and talented program	27.6%	N/A	28.7%	18.5%
With disabilities	13.2%	N/A	10.7%	13.0%
Older than usual for grade	2.5%	N/A	2.7%	4.8%
Out-of-school suspensions or expulsions for violent and/or criminal offenses	0.6%	Up from 0.4%	0.6%	0.6%
Annual dropout rate	0.0%	No Change	0.0%	0.0%
<b>Teachers (n=46)</b>				
Teachers with advanced degrees	52.2%	Down from 56.8%	66.5%	61.5%
Continuing contract teachers	78.3%	Down from 84.1%	79.8%	77.2%
Teachers returning from previous year	91.8%	Up from 91.1%	88.4%	85.9%
Teacher attendance rate	94.3%	Down from 95.3%	95.3%	94.9%
Average teacher salary*	\$48,222	Up 2.0%	\$49,556	\$47,313
Classes not taught by highly qualified teachers	0.0%	No Change	2.8%	2.0%
Professional development days/teacher	8.4 days	Up from 1.0 days	9.3 days	10.1 days
<b>School</b>				
Principal's years at school	14.0	Up from 13.0	4.0	4.0
Student-teacher ratio in core subjects	27.4 to 1	Up from 21.3 to 1	24.7 to 1	22.1 to 1
Prime instructional time	88.9%	Down from 90.5%	90.7%	89.6%
Opportunities in the arts	Good	No Change	Excellent	Good
SACS accreditation	Yes	No Change	Yes	Yes
Parents attending conferences	98.8%	Down from 98.9%	98.4%	99.0%
Character development program	Average	Down from Excellent	Good	Good
Dollars spent per pupil**	\$5,441	Up 4.2%	\$6,751	\$7,239
Percent of expenditures for instruction**	68.0%	Up from 66.6%	65.0%	63.0%
Percent of expenditures for teacher salaries**	63.0%	Down from 63.3%	62.5%	61.0%
ESEA composite index score	86.5	Down from 100.0	86.5	83.5

\* Length of contract = 185+ days.

\*\* Prior year audited financial data available.

## EVALUATION RESULTS

	Teachers	Students*	Parents*
Number of surveys returned	30	254	103
Percent satisfied with learning environment	80%	81.1%	92.2%
Percent satisfied with social and physical environment	93.5%	83%	90.4%
Percent satisfied with school-home relations	96.9%	94.1%	83.3%

\*Only students at the highest middle school grade level at this school and their parents were included.

## REPORT OF PRINCIPAL AND SCHOOL IMPROVEMENT COUNCIL

Wren Middle School is an outstanding school with high expectations and academic excellence as primary goals. We are committed to providing a learning environment where students are challenged to acquire the skills and knowledge necessary for future success. "Closing the Achievement Gap" continues to be a major focus as we strive to meet the academic needs of all of our students. With the implementation of common core standards, teachers and administrators continue to collaborate within professional learning communities to plan the most effective instruction that will enable all students to reach their greatest potential. All students participate in MAP testing in the areas of ELA and math in the fall and winter. Test data is analyzed in an effort to identify the academic strengths and weaknesses of individual students. Wren Middle School offers programs during the school day that are specifically designed to provide extra time and assistance for students in all academic classes. Academic teachers provide time for tutoring students before and after school, as well as during lunch. We will continue to increase the number of students that exceed expectation in all areas of the Palmetto Assessment of State Standards Test. Our students are not only successful academically, but also in athletics and all areas of liberal arts. WMS band and strings students have won many awards at Region and All-State competitions as well as concert festivals with ratings of excellent. The WMS National Junior Beta Club continues to be an integral part of all our programs at Wren Middle School through tremendous leadership and support of various community activities and events. Once again they will represent Wren Middle School at the 2013 National Junior Beta Club Competition in Mobile, Alabama. The Early Act First Knight Character Education Program continues to provide recognition for students that exhibit outstanding character. The lessons of character have had a positive impact on all of our students.

Wren Middle School appreciates a supportive PTSSO and School Improvement Council. Our PTSSO continues to provide funds for technology and other instructional materials that enhance our academic programs as well as extracurricular events. Wren Middle School is a community of learners emphasizing academics, service, and the arts. Our goal is to provide students with diverse and challenging opportunities that will bridge the gap to the future and enable them to develop skills to ensure success throughout their educational careers and beyond.

Brent Greer, School Improvement Council Chairman  
Robin R. Fulbright, Principal

Comprehensive detail, including definitions of ratings, performance criteria, and explanations of status, is available on [www.ed.sc.gov](http://www.ed.sc.gov) and [www.eoc.sc.gov](http://www.eoc.sc.gov) as well as school and school district websites.

Printed versions are available from school districts upon request.

### Abbreviations Key

N/A Not Applicable N/AV Not Available N/C Not Collected N/R Not Reported I/S Insufficient Sample TBD To be determined

NI Newly Identified CSI Continuing School Improvement CA Corrective Action RP Plan to Restructure R Restructure DELAY School Improvement Status HOLD School Improvement Status