



SC Annual School Report Card Summary

Allendale-Fairfax Middle
Allendale
Grades: 6-8 Enrollment: 294
Principal: Robert M. Hemby, II
Superintendent: Dr. Walter L. Tobin
Board Chair: Ms. Wilda Robinson

PERFORMANCE

Comprehensive detail, including definitions of ratings, performance criteria, and explanations of status, is available on www.ed.sc.gov and www.eoc.sc.gov as well as school and school district websites. Printed versions are available from school districts upon request.

| YEAR | ABSOLUTE RATING | GROWTH RATING | PALMETTO GOLD AND SILVER AWARD | | ESEA/FEDERAL ACCOUNTABILITY RATING SYSTEM | |
|------|-----------------|---------------|--------------------------------|-----------------|---|--------------------------|
| | | | General Performance | Closing the Gap | ESEA Grade | Accountability Indicator |
| 2013 | At-Risk | Good | TBD | TBD | F | N/A |
| 2012 | At-Risk | At-Risk | N/A | N/A | D | N/A |
| 2011 | At-Risk | At-Risk | N/A | N/A | Not Met | N/A |

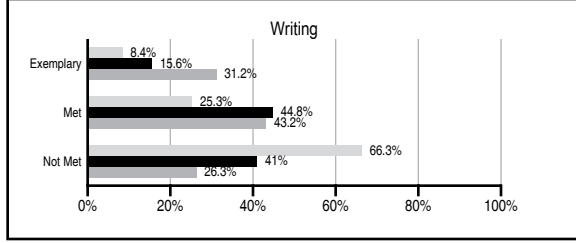
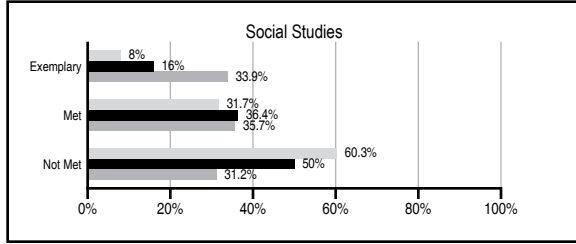
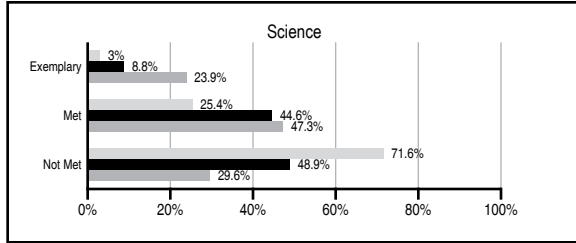
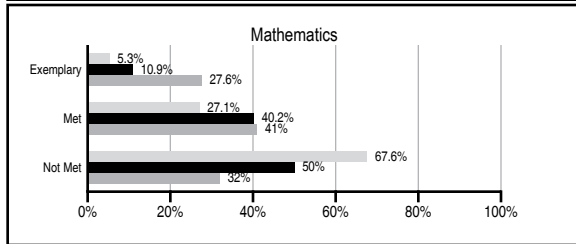
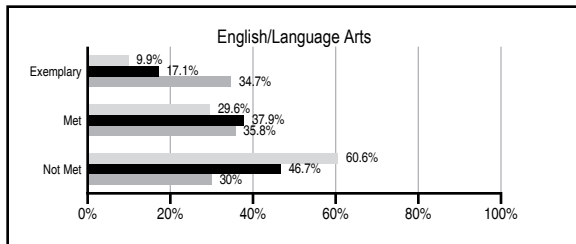
ABSOLUTE RATINGS OF MIDDLE SCHOOLS WITH STUDENTS LIKE OURS*

| EXCELLENT | GOOD | AVERAGE | BELOW AVERAGE | AT-RISK |
|-----------|------|---------|---------------|---------|
| 0 | 0 | 18 | 21 | 15 |

* Ratings are calculated with data available by 01/15/2014. Schools with Students Like Ours are Middle Schools with Poverty Indices of no more than 5% above or below the index for this school.

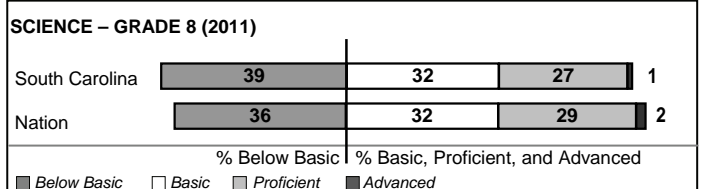


PASS PERFORMANCE

Our School Middle Schools with Students Like Ours Middle schools statewide



NAEP PERFORMANCE*

* Performance reported for SC and nation, data not available at school level. Percentages at NAEP Achievement Levels.



END OF COURSE TESTS - 2013

| % of students scoring 70 or above on: | Our Middle School | Middle Schools with Students Like Ours |
|---------------------------------------|-------------------|--|
| Algebra 1/Math for the Technologies 2 | 90.0 | 87.8 |
| English 1 | 72.7 | 86.9 |
| Physical Science | N/A | N/A |
| US History and the Constitution | N/A | N/A |
| All Subjects | 81.0 | 88.2 |

SC PERFORMANCE VISION

By 2020 all students will graduate with the knowledge and skills necessary to compete successfully in the global economy, participate in a democratic society and contribute positively as members of families and communities.

Abbreviations Key

N/A Not Applicable N/AV Not Available N/C Not Collected N/R Not Reported I/S Insufficient Sample TBD To be determined

Allendale-Fairfax Middle [Allendale]

SCHOOL PROFILE

| | Our School | Change from Last Year | Middle Schools with Students Like Ours | Median Middle School |
|--|------------|-----------------------|--|----------------------|
| Students (n=294) | | | | |
| Students enrolled in high school credit courses (grades 7 & 8) | 10.4% | Down from 18.6% | 14.2% | 24.6% |
| Retention rate | 0.3% | Down from 2.8% | 0.6% | 0.6% |
| Attendance rate | 95.0% | Up from 94.5% | 95.4% | 95.9% |
| Served by gifted and talented program | 1.0% | N/A | 6.7% | 18.5% |
| With disabilities | 9.8% | N/A | 16.1% | 13.0% |
| Older than usual for grade | 14.6% | N/A | 7.8% | 4.8% |
| Out-of-school suspensions or expulsions for violent and/or criminal offenses | 0.0% | Down from 1.0% | 0.5% | 0.6% |
| Annual dropout rate | 0.0% | No Change | 0.0% | 0.0% |
| Teachers (n=23) | | | | |
| Teachers with advanced degrees | 69.6% | Up from 60.9% | 60.0% | 61.5% |
| Continuing contract teachers | 56.5% | Up from 47.8% | 65.0% | 77.2% |
| Teachers returning from previous year | 66.2% | Up from 61.2% | 77.1% | 85.9% |
| Teacher attendance rate | 99.0% | Up from 96.2% | 95.3% | 94.9% |
| Average teacher salary* | \$40,599 | Up 3.5% | \$44,377 | \$47,313 |
| Classes not taught by highly qualified teachers | 10.1% | Down from 12.3% | 4.2% | 2.0% |
| Professional development days/teacher | 1.2 days | Down from 7.6 days | 9.3 days | 10.1 days |
| School | | | | |
| Principal's years at school | 1.0 | No Change | 3.0 | 4.0 |
| Student-teacher ratio in core subjects | 17.5 to 1 | Down from 17.6 to 1 | 18.4 to 1 | 22.1 to 1 |
| Prime instructional time | 93.8% | Up from 89.0% | 89.7% | 89.6% |
| Opportunities in the arts | Good | No Change | Good | Good |
| SACS accreditation | Yes | No Change | Yes | Yes |
| Parents attending conferences | 94.1% | Down from 99.5% | 98.7% | 99.0% |
| Character development program | Excellent | Up from Average | Excellent | Good |
| Dollars spent per pupil** | \$9,729 | Up 3.9% | \$9,743 | \$7,239 |
| Percent of expenditures for instruction** | 57.0% | Up from 52.8% | 60.0% | 63.0% |
| Percent of expenditures for teacher salaries** | 52.0% | Up from 46.2% | 54.0% | 61.0% |
| ESEA composite index score | 52.0 | Down from 66.8 | 53.8 | 83.5 |

* Length of contract = 185+ days.

** Prior year audited financial data available.

EVALUATION RESULTS

| | Teachers | Students* | Parents* |
|--|----------|-----------|----------|
| Number of surveys returned | 28 | 97 | 26 |
| Percent satisfied with learning environment | 71.5% | 79.4% | 76.9% |
| Percent satisfied with social and physical environment | 67.9% | 80.8% | 68% |
| Percent satisfied with school-home relations | 64.2% | 80.6% | 84.6% |

*Only students at the highest middle school grade level at this school and their parents were included.

Comprehensive detail, including definitions of ratings, performance criteria, and explanations of status, is available on www.ed.sc.gov and www.eoc.sc.gov as well as school and school district websites.

Printed versions are available from school districts upon request.

REPORT OF PRINCIPAL AND SCHOOL IMPROVEMENT COUNCIL

The vision of Allendale-Fairfax Middle School is for all stakeholders to be committed to developing the whole child by providing a nurturing and safe environment that fosters a rigorous academic and technological curriculum that will prepare students to become productive citizens and future leaders. As the instructional leader, my philosophy of education comes down to three basic principles, which are rigor, relevance and relationships. When students find their studies relevant, teachers can increase the rigor to meet the needs of students. Relationships between all stakeholders in a school system (i.e. students, staff, teachers, administrators, parents, etc.) make a school system stronger and provide the opportunity to turn schools around.

During the 2012-2013 academic year our continuous commitment to increasing student achievement remained the key focus. The students, faculty and staff "bought into" our motto of being "On the Prowl to Excellence". The administration and faculty believed in the fact that "we should not judge students by the peak of their excellence; but rather by the distance they have traveled from the point where they started."

AFMS celebrated a plethora of academic and school-wide successes in 2012-2013. Our EOCT's resulted in major improvements illustrated by our Algebra I scores improving from a 64% to a 90% passage rate and our English I scores improving from a 60% to 78% passage rate. We had an 8th grader to win the Regional Spelling Bee and represented Allendale County in Washington D.C. at the SCRIPPS National Spelling Bee where she made it to the final round resulting in her being asked to sit on stage to represent South Carolina.

The AFMS teacher of the year, Mr. Yesurat Namnethala, was also named District Teacher of the Year. Fifty-one percent (51%) of our student body showed growth by meeting or exceeding their targeted growth score on their Spring MAP assessment. Our students associated with the TRIO program attended the Academic Bowl competition in Atlanta, Georgia placing in the top 3 in the super quiz rounds and placing 1st in the Spelling Bee competition. Both our football and men's basketball teams celebrated undefeated seasons.

Looking forward to the 2013-2014 school year, AFMS will successfully implement a school-wide STEM initiative that will provide our students with opportunities to be successful in a rigorous academic environment while developing 21st century learning skills. Technology will continue to be a priority within our academic setting. Every teacher will be afforded an Ipad, laptop, promethean board, and a projector to utilize various instructional technologies to enhance academic achievement. We will continue to utilize programs such as Agile Minds, Study Island, MAP Math, MAP Reading, and other web-based assessment tools. Our school and community members will continue to work hard to ensure that the learning occurring at AFMS affords every student the opportunity to be successful both inside and outside the classroom. At AFMS... "Excellence is not a skill. It is an attitude."

Robert M. Hemby, II, Principal
Deshell Bryant, SIC Chairperson

Abbreviations Key

N/A Not Applicable N/AV Not Available N/C Not Collected N/R Not Reported I/S Insufficient Sample TBD To be determined

NI Newly Identified CSI Continuing School Improvement CA Corrective Action RP Plan to Restructure R Restructure DELAY School Improvement Status HOLD School Improvement Status