



# SC Annual School Report Card Summary

Lloyd Kennedy Charter School (LKCS)  
 Aiken County  
 Grades: 3-8 Enrollment: 84  
 Principal: Keisha Lloyd-Kennedy  
 Superintendent: Dr. Elizabeth Everitt  
 Board Chair: Mrs. Rosemary B. English

## PERFORMANCE

Comprehensive detail, including definitions of ratings, performance criteria, and explanations of status, is available on [www.ed.sc.gov](http://www.ed.sc.gov) and [www.eoc.sc.gov](http://www.eoc.sc.gov) as well as school and school district websites. Printed versions are available from school districts upon request.

YEAR	ABSOLUTE RATING	GROWTH RATING	PALMETTO GOLD AND SILVER AWARD		ESEA/FEDERAL ACCOUNTABILITY RATING SYSTEM	
			General Performance	Closing the Gap	ESEA Grade	Accountability Indicator
2013	Below Average	Good	TBD	TBD	F	N/A
2012	Below Average	Below Average	N/A	N/A	F	N/A
2011	At-Risk	Below Average	N/A	N/A	Met	R-DELAY

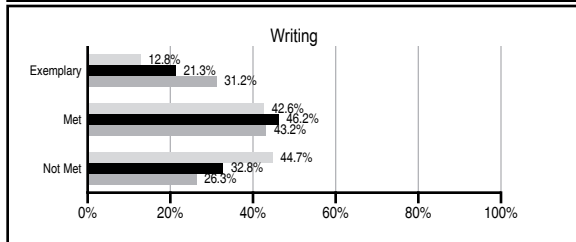
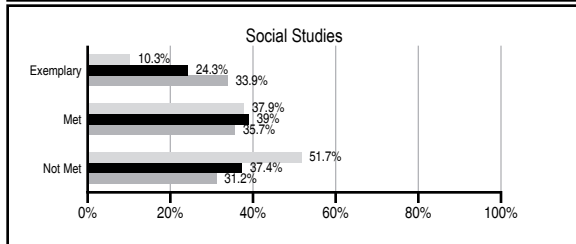
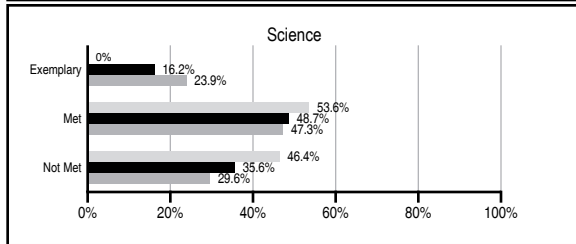
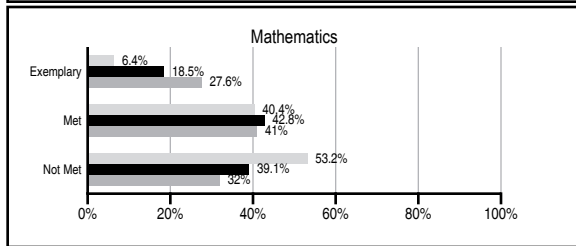
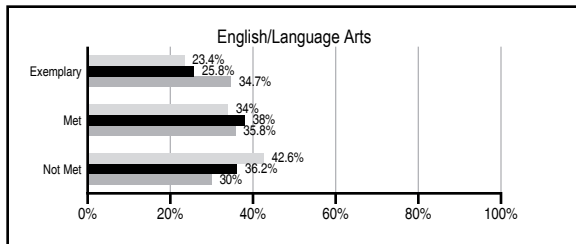
## ABSOLUTE RATINGS OF MIDDLE SCHOOLS WITH STUDENTS LIKE OURS\*

EXCELLENT	GOOD	AVERAGE	BELOW AVERAGE	AT-RISK
0	1	42	13	0

\* Ratings are calculated with data available by 01/15/2014. Schools with Students Like Ours are Middle Schools with Poverty Indices of no more than 5% above or below the index for this school.

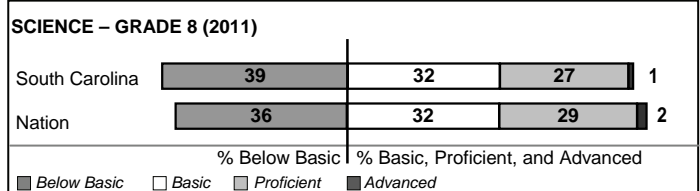
## PASS PERFORMANCE

Our School Middle Schools with Students Like Ours Middle schools statewide



## NAEP PERFORMANCE\*

\* Performance reported for SC and nation, data not available at school level. Percentages at NAEP Achievement Levels.



## END OF COURSE TESTS - 2013

% of students scoring 70 or above on:	Our Middle School	Middle Schools with Students Like Ours
Algebra 1/Math for the Technologies 2	66.7	95.7
English 1	100.0	93.4
Physical Science	N/A	N/A
US History and the Constitution	N/A	N/A
All Subjects	83.3	95.9

## SC PERFORMANCE VISION

By 2020 all students will graduate with the knowledge and skills necessary to compete successfully in the global economy, participate in a democratic society and contribute positively as members of families and communities.

### Abbreviations Key

N/A Not Applicable N/AV Not Available N/C Not Collected N/R Not Reported I/S Insufficient Sample TBD To be determined

# Lloyd Kennedy Charter School (LKCS) [Aiken County]

## SCHOOL PROFILE

	Our School	Change from Last Year	Middle Schools with Students Like Ours	Median Middle School
<b>Students (n=84)</b>				
Students enrolled in high school credit courses (grades 7 & 8)	10.3%	Up from 6.9%	19.6%	24.6%
Retention rate	0.0%	No Change	0.8%	0.6%
Attendance rate	98.8%	No Change	95.6%	95.9%
Served by gifted and talented program	8.8%	N/A	13.4%	18.5%
With disabilities	20.9%	N/A	14.1%	13.0%
Older than usual for grade	2.2%	N/A	6.1%	4.8%
Out-of-school suspensions or expulsions for violent and/or criminal offenses	0.0%	No Change	0.7%	0.6%
Annual dropout rate	0.0%	No Change	0.0%	0.0%
<b>Teachers (n=13)</b>				
Teachers with advanced degrees	50.0%	Down from 83.3%	59.3%	61.5%
Continuing contract teachers	50.0%	Up from 33.3%	74.2%	77.2%
Teachers returning from previous year	68.9%	Up from 55.6%	84.3%	85.9%
Teacher attendance rate	98.8%	Down from 100.0%	94.6%	94.9%
Average teacher salary*	N/A	N/A	\$46,289	\$47,313
Classes not taught by highly qualified teachers	19.5%	Down from 57.4%	2.0%	2.0%
Professional development days/teacher	9.2 days	Up from 7.1 days	11.1 days	10.1 days
<b>School</b>				
Principal's years at school	11.0	Up from 10.0	4.0	4.0
Student-teacher ratio in core subjects	6.0 to 1	Up from 4.9 to 1	20.9 to 1	22.1 to 1
Prime instructional time	97.7%	Down from 98.8%	88.8%	89.6%
Opportunities in the arts	Excellent	No Change	Good	Good
SACS accreditation	No	No Change	Yes	Yes
Parents attending conferences	100.0%	Up from 98.7%	99.2%	99.0%
Character development program	Excellent	No Change	Good	Good
Dollars spent per pupil**	\$6,769	Down 8.7%	\$7,251	\$7,239
Percent of expenditures for instruction**	57.0%	Up from 53.0%	62.5%	63.0%
Percent of expenditures for teacher salaries**	44.0%	Up from 40.2%	59.5%	61.0%
ESEA composite index score	33.0	Down from 57.8	75.5	83.5

\* Length of contract = 185+ days.

\*\* Prior year audited financial data available.

## REPORT OF PRINCIPAL AND SCHOOL IMPROVEMENT COUNCIL

The LKCS was created to educate students who are academically, personally and/or socially at risk. Our school is also attractive to parents and students searching for a smaller, nurturing, academic environment. The goal for the next ten years is to continue servicing 3rd thru 8th grade students. We define our "unique approach" as taking into account each student's background and setting individual benchmarks for their academic growth. Student enrollment is limited to ensure a smaller class size and a maximum teacher-student ratio of 1:18 for all academic classes. It has always been our goal to identify the needs of students and educate them accordingly. Because we believe each child learns in a unique way, the LKCS recognizes individual learning by incorporating visual, auditory, and psychomotor components in our daily lesson plans. Although our population spans from the academically gifted and talented to those with special needs, the majority of our students come to us from the traditional area schools performing below grade level. However, parent and student goals remain the same. Everyone who enters our doors wants their children to succeed academically.

Due to the nature of our mission, the primary goals for all students are to focus on student achievement, improve student test scores, increase opportunities for student success and maintain a nurturing school culture. These goals are packaged into our World Class initiative which promotes a new outlook, new teaching standards and a positive learning environment. We understand change does not happen overnight, but with steady persistent progress. The key to positive student change is maintaining a positive outlook. In order to be successful in the classroom, we provide a daily example of what being positive "looks" like. Our benchmark for measuring the fulfillment of academic standards is evaluating each quarter on how well your students perform on standardized norm-based testing. Teacher job security is based, in part, on how well the students perform or improve on testing. All benchmark tests are controlled documents created to mirror the format of standardized tests. Student achievements are recognized quarterly and annually, as we believe there is always something to celebrate about a child. Our overall school environment is nurturing and our staff is trained to be compassionate to the needs of each student.

## EVALUATION RESULTS

	Teachers	Students*	Parents*
Number of surveys returned	12	19	29
Percent satisfied with learning environment	58.4%	84.3%	89.6%
Percent satisfied with social and physical environment	100%	85%	96.4%
Percent satisfied with school-home relations	66.7%	85%	93.1%

\*Only students at the highest middle school grade level at this school and their parents were included.

Comprehensive detail, including definitions of ratings, performance criteria, and explanations of status, is available on [www.ed.sc.gov](http://www.ed.sc.gov) and [www.eoc.sc.gov](http://www.eoc.sc.gov) as well as school and school district websites.

Printed versions are available from school districts upon request.

### Abbreviations Key

N/A Not Applicable N/AV Not Available N/C Not Collected N/R Not Reported I/S Insufficient Sample TBD To be determined

NI Newly Identified CSI Continuing School Improvement CA Corrective Action RP Plan to Restructure R Restructure DELAY School Improvement Status HOLD School Improvement Status