

SC Annual School Report Card Summary

Aiken Middle School
Aiken County
Grades: 6-8 Enrollment: 578
Principal: John Bradley
Superintendent: Dr. Elizabeth Everitt
Board Chair: Mrs. Rosemary B. English

PERFORMANCE

Comprehensive detail, including definitions of ratings, performance criteria, and explanations of status, is available on www.ed.sc.gov and www.eoc.sc.gov as well as school and school district websites. Printed versions are available from school districts upon request.

YEAR	ABSOLUTE RATING	GROWTH RATING	PALMETTO GOLD AND SILVER AWARD		ESEA/FEDERAL ACCOUNTABILITY RATING SYSTEM	
			General Performance	Closing the Gap	ESEA Grade	Accountability Indicator
2013	Below Average	Average	TBD	TBD	D	N/A
2012	Below Average	Average	N/A	N/A	F	N/A
2011	Below Average	Average	Silver	N/A	Not Met	N/A

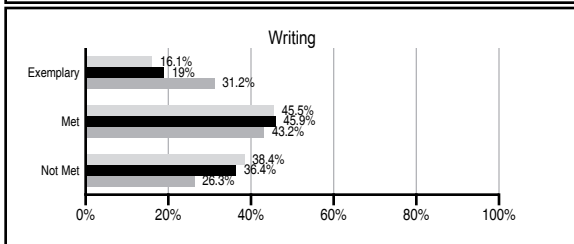
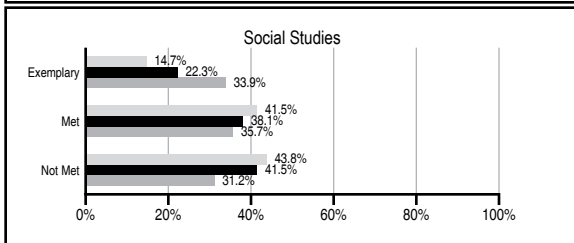
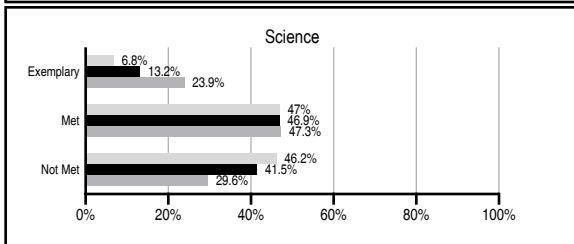
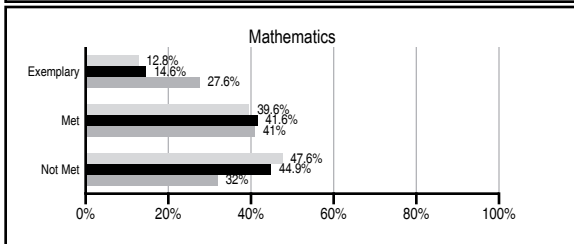
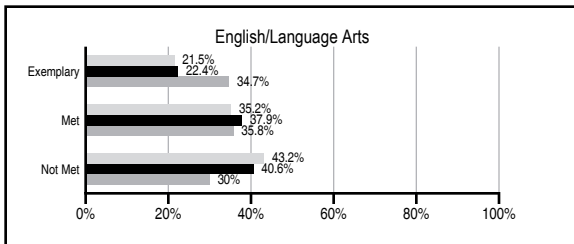
ABSOLUTE RATINGS OF MIDDLE SCHOOLS WITH STUDENTS LIKE OURS*

EXCELLENT	GOOD	AVERAGE	BELOW AVERAGE	AT-RISK
0	1	40	17	7

* Ratings are calculated with data available by 01/15/2014. Schools with Students Like Ours are Middle Schools with Poverty Indices of no more than 5% above or below the index for this school.

PASS PERFORMANCE

Our School Middle Schools with Students Like Ours Middle schools statewide



NAEP PERFORMANCE*

* Performance reported for SC and nation, data not available at school level. Percentages at NAEP Achievement Levels.



END OF COURSE TESTS - 2013

% of students scoring 70 or above on:	Our Middle School	Middle Schools with Students Like Ours
Algebra 1/Math for the Technologies 2	100.0	92.9
English 1	100.0	88.5
Physical Science	N/A	N/A
US History and the Constitution	N/A	N/A
All Subjects	100.0	93.3

SC PERFORMANCE VISION

By 2020 all students will graduate with the knowledge and skills necessary to compete successfully in the global economy, participate in a democratic society and contribute positively as members of families and communities.

Abbreviations Key

N/A Not Applicable N/AV Not Available N/C Not Collected N/R Not Reported I/S Insufficient Sample TBD To be determined

Aiken Middle School [Aiken County]

SCHOOL PROFILE

	Our School	Change from Last Year	Middle Schools with Students Like Ours	Median Middle School
Students (n=578)				
Students enrolled in high school credit courses (grades 7 & 8)	52.3%	Up from 48.0%	16.5%	24.6%
Retention rate	0.2%	No Change	0.9%	0.6%
Attendance rate	94.7%	Down from 94.9%	95.5%	95.9%
Served by gifted and talented program	11.5%	N/A	10.8%	18.5%
With disabilities	15.0%	N/A	15.0%	13.0%
Older than usual for grade	7.0%	N/A	6.8%	4.8%
Out-of-school suspensions or expulsions for violent and/or criminal offenses	1.4%	Down from 1.7%	0.6%	0.6%
Annual dropout rate	0.0%	No Change	0.0%	0.0%
Teachers (n=36)				
Teachers with advanced degrees	61.1%	Down from 64.1%	60.9%	61.5%
Continuing contract teachers	69.4%	Down from 84.6%	70.8%	77.2%
Teachers returning from previous year	85.1%	Down from 85.4%	82.6%	85.9%
Teacher attendance rate	94.0%	Down from 94.5%	94.7%	94.9%
Average teacher salary*	\$49,882	Up 1.7%	\$45,390	\$47,313
Classes not taught by highly qualified teachers	7.0%	Up from 6.6%	1.8%	2.0%
Professional development days/teacher	12.8 days	Up from 9.5 days	10.6 days	10.1 days
School				
Principal's years at school	3.0	Up from 2.0	3.0	4.0
Student-teacher ratio in core subjects	26.5 to 1	N/R	20.3 to 1	22.1 to 1
Prime instructional time	87.6%	Down from 88.6%	89.2%	89.6%
Opportunities in the arts	Excellent	No Change	Good	Good
SACS accreditation	Yes	No Change	Yes	Yes
Parents attending conferences	99.2%	Up from 95.5%	99.2%	99.0%
Character development program	Average	Down from Good	Good	Good
Dollars spent per pupil**	\$7,479	Up 9.2%	\$8,423	\$7,239
Percent of expenditures for instruction**	65.0%	Down from 67.9%	62.0%	63.0%
Percent of expenditures for teacher salaries**	60.0%	Down from 64.7%	57.0%	61.0%
ESEA composite index score	60.0	Up from 40.3	63.7	83.5

* Length of contract = 185+ days.

** Prior year audited financial data available.

EVALUATION RESULTS

	Teachers	Students*	Parents*
Number of surveys returned	23	148	21
Percent satisfied with learning environment	56.5%	62.1%	66.6%
Percent satisfied with social and physical environment	70.8%	69.4%	60%
Percent satisfied with school-home relations	66.6%	88.6%	71.4%

*Only students at the highest middle school grade level at this school and their parents were included.

REPORT OF PRINCIPAL AND SCHOOL IMPROVEMENT COUNCIL

Aiken Middle School is located on the north side of the City of Aiken. The school has a large attendance area with a student population from diverse backgrounds. The school serves the communities of Aiken, Couchton, Montmorenci, and Windsor. Our school has an enrollment of 580 students with a poverty index of 83 percent. Our faculty and staff of sixty two strive to maintain a focus on improving student instruction and raising the levels of student achievement.

Our Title I funds were utilized to provide additional technology and programs to students for their use in the classroom and as a tool for remedial purposes. We also used Title I funds to lower class sizes and provide instructional materials for student use. Funds were used to provide professional development for the faculty and staff in cross content literacy and to provide a focus on improving writing skills. All of our classrooms have interactive white boards and a trained staff to use them. The school utilizes laptop carts, I-pod carts, and three computer labs.

During the school year, we worked with our PTO and SIC to provide opportunities for students and parents. Our school offered workshops on violence prevention and extended invitations for parents to participate in activities with their students. Some of these included a school pageant, numerous academic award programs, athletic and academic award banquets, dances, transition visits, and celebrations for good behavior. Our school raised funds for the SPCA, United Way, the Golden Harvest Food Bank, the American Heart Association, and Relay for Life. Our band performed at the Breezy Hill Christmas Program, Disney World, and several concert festivals. Seventeen students qualified for All-County Band, two for All-Region Band, and nine 6th grade students were selected for the Da Capo Band Clinic. Nine students were selected for the AC-Gateway gifted summer program and we had six Junior Scholars. Our Junior BETA Club also inducted its largest class in school history. We hosted several student interns from USC-A and we served as a field testing site for the Smarter-Balanced 8th grade math assessment.

Professionally, our staff attended numerous professional development offerings on classroom management, literacy, writing, working with special needs students and implementing the CCSS and district curriculum. We will continue to strive to improve classroom instruction and offer additional opportunities to our students. Improving student achievement and preparing students for success at the next grade level and beyond will remain our school's focus.

John Bradley, Principal
Tina Burrell, SIC Chairperson

Comprehensive detail, including definitions of ratings, performance criteria, and explanations of status, is available on www.ed.sc.gov and www.eoc.sc.gov as well as school and school district websites.

Printed versions are available from school districts upon request.

Abbreviations Key

N/A Not Applicable N/AV Not Available N/C Not Collected N/R Not Reported I/S Insufficient Sample TBD To be determined

NI Newly Identified CSI Continuing School Improvement CA Corrective Action RP Plan to Restructure R Restructure DELAY School Improvement Status HOLD School Improvement Status