



SC Annual School Report Card Summary

Jackson Middle School
 Aiken County
 Grades: 6-8 Enrollment: 327
 Principal: Earl L. Ishmal, III
 Superintendent: Dr. Elizabeth Everitt
 Board Chair: Mrs. Rosemary B. English

PERFORMANCE

Comprehensive detail, including definitions of ratings, performance criteria, and explanations of status, is available on www.ed.sc.gov and www.eoc.sc.gov as well as school and school district websites. Printed versions are available from school districts upon request.

YEAR	ABSOLUTE RATING	GROWTH RATING	PALMETTO GOLD AND SILVER AWARD		ESEA/FEDERAL ACCOUNTABILITY RATING SYSTEM	
			General Performance	Closing the Gap	ESEA Grade	Accountability Indicator
2013	Average	Good	TBD	TBD	C	N/A
2012	Average	Good	Silver	N/A	B	Reward
2011	Average	Average	N/A	N/A	Not Met	N/A

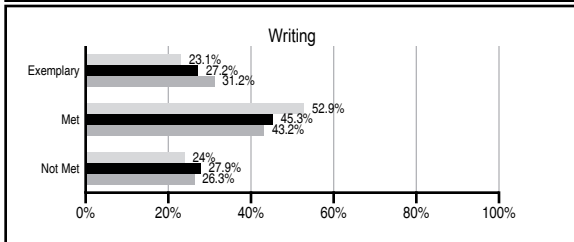
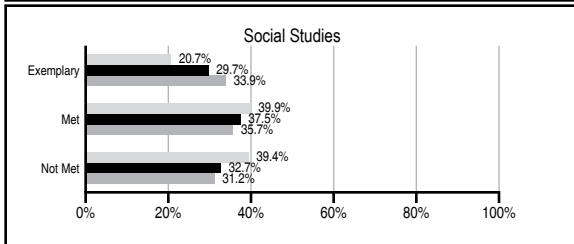
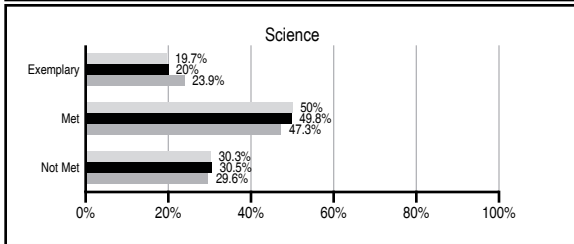
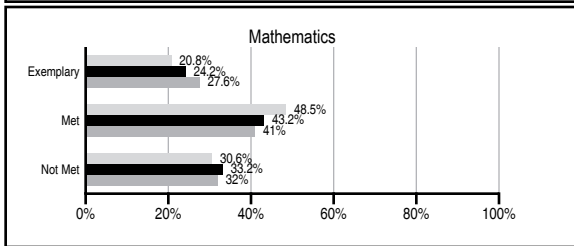
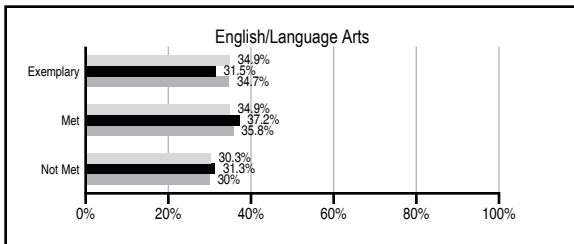
ABSOLUTE RATINGS OF MIDDLE SCHOOLS WITH STUDENTS LIKE OURS*

EXCELLENT	GOOD	AVERAGE	BELOW AVERAGE	AT-RISK
3	7	47	5	0

* Ratings are calculated with data available by 01/15/2014. Schools with Students Like Ours are Middle Schools with Poverty Indices of no more than 5% above or below the index for this school.

PASS PERFORMANCE

Our School Middle Schools with Students Like Ours Middle schools statewide



NAEP PERFORMANCE*

* Performance reported for SC and nation, data not available at school level. Percentages at NAEP Achievement Levels.



END OF COURSE TESTS - 2013

% of students scoring 70 or above on:	Our Middle School	Middle Schools with Students Like Ours
Algebra 1/Math for the Technologies 2	100.0	97.2
English 1	96.0	96.3
Physical Science	N/A	N/A
US History and the Constitution	N/A	N/A
All Subjects	98.1	97.2

SC PERFORMANCE VISION

By 2020 all students will graduate with the knowledge and skills necessary to compete successfully in the global economy, participate in a democratic society and contribute positively as members of families and communities.

Abbreviations Key

N/A Not Applicable N/AV Not Available N/C Not Collected N/R Not Reported I/S Insufficient Sample TBD To be determined

Jackson Middle School [Aiken County]

SCHOOL PROFILE

	Our School	Change from Last Year	Middle Schools with Students Like Ours	Median Middle School
Students (n=327)				
Students enrolled in high school credit courses (grades 7 & 8)	25.6%	Down from 47.3%	21.9%	24.6%
Retention rate	0.0%	No Change	0.9%	0.6%
Attendance rate	95.5%	Up from 95.4%	95.6%	95.9%
Served by gifted and talented program	11.3%	N/A	17.1%	18.5%
With disabilities	13.2%	N/A	13.9%	13.0%
Older than usual for grade	5.8%	N/A	6.0%	4.8%
Out-of-school suspensions or expulsions for violent and/or criminal offenses	0.0%	No Change	0.7%	0.6%
Annual dropout rate	0.0%	No Change	0.0%	0.0%
Teachers (n=20)				
Teachers with advanced degrees	55.0%	Down from 59.1%	58.5%	61.5%
Continuing contract teachers	75.0%	Down from 77.3%	76.0%	77.2%
Teachers returning from previous year	82.9%	Down from 83.0%	84.8%	85.9%
Teacher attendance rate	99.3%	Up from 91.8%	94.8%	94.9%
Average teacher salary*	\$48,620	Up 0.9%	\$46,554	\$47,313
Classes not taught by highly qualified teachers	0.0%	Down from 9.0%	2.0%	2.0%
Professional development days/teacher	10.0 days	Up from 8.7 days	11.2 days	10.1 days
School				
Principal's years at school	3.0	Up from 2.0	6.0	4.0
Student-teacher ratio in core subjects	26.3 to 1	Up from 13.9 to 1	21.9 to 1	22.1 to 1
Prime instructional time	92.7%	Up from 85.7%	89.4%	89.6%
Opportunities in the arts	Good	No Change	Good	Good
SACS accreditation	Yes	No Change	Yes	Yes
Parents attending conferences	99.8%	Up from 89.2%	98.2%	99.0%
Character development program	Excellent	No Change	Good	Good
Dollars spent per pupil**	\$7,443	Up 5.3%	\$6,996	\$7,239
Percent of expenditures for instruction**	60.0%	Down from 61.9%	63.0%	63.0%
Percent of expenditures for teacher salaries**	54.0%	Down from 58.0%	61.0%	61.0%
ESEA composite index score	72.6	Down from 86.2	80.9	83.5

* Length of contract = 185+ days.

** Prior year audited financial data available.

REPORT OF PRINCIPAL AND SCHOOL IMPROVEMENT COUNCIL

The faculty and staff of Jackson Middle School strive to provide a nurturing and inviting environment which fosters strong educational performances for our students. We are dedicated to each individual student reaching their potential through structured educational practices. We encourage our parents to become active participants in the lives and education of their children. With continued support and encouragement from the parents and community, students will not only be able to reach their potential, but far exceed it. As a faculty and staff we appreciate the continued support and motivation shown this school year and welcome the participation of those with an interest in enhancing the lives of children.

The Jackson Middle School Community and School Improvement Council have been instrumental in helping the administration and staff at Jackson Middle School as they establish an environment which is conducive to the learning styles of each student. The programs and procedures provide the nurturing skills needed to assist the students with developing into well-rounded individuals. This year we have exceeded our expectations with the assistance of parents and community members, as we received the Palmetto Silver Award as a Title I Reward School for Performance.

Earl L. Ishmal III, Principal
Diana Sims, SIC Chair

EVALUATION RESULTS

	Teachers	Students*	Parents*
Number of surveys returned	17	96	59
Percent satisfied with learning environment	58.8%	75%	72.9%
Percent satisfied with social and physical environment	58.8%	69.8%	65%
Percent satisfied with school-home relations	64.7%	85.6%	59.3%

*Only students at the highest middle school grade level at this school and their parents were included.

Comprehensive detail, including definitions of ratings, performance criteria, and explanations of status, is available on www.ed.sc.gov and www.eoc.sc.gov as well as school and school district websites.

Printed versions are available from school districts upon request.

Abbreviations Key

N/A Not Applicable N/AV Not Available N/C Not Collected N/R Not Reported I/S Insufficient Sample TBD To be determined

NI Newly Identified CSI Continuing School Improvement CA Corrective Action RP Plan to Restructure R Restructure DELAY School Improvement Status HOLD School Improvement Status