



SC Annual School Report Card Summary

Cyril B. Busbee Elementary/A. L. Corbett Middle Schools
 Aiken County
 Grades: PK-8 Enrollment: 719
 Principal: Dr. Laura A. Bacon
 Superintendent: Dr. Elizabeth Everitt
 Board Chair: Mrs. Rosemary B. English

PERFORMANCE

Comprehensive detail, including definitions of ratings, performance criteria, and explanations of status, is available on www.ed.sc.gov and www.eoc.sc.gov as well as school and school district websites. Printed versions are available from school districts upon request.

YEAR	ABSOLUTE RATING	GROWTH RATING	PALMETTO GOLD AND SILVER AWARD		ESEA/FEDERAL ACCOUNTABILITY RATING SYSTEM	
			General Performance	Closing the Gap	ESEA Grade	Accountability Indicator
2013	Below Average	Average	TBD	TBD	F	N/A
2012	Below Average	Below Average	N/A	N/A	C	N/A
2011	Average	Below Average	Gold	N/A	Met	N/A

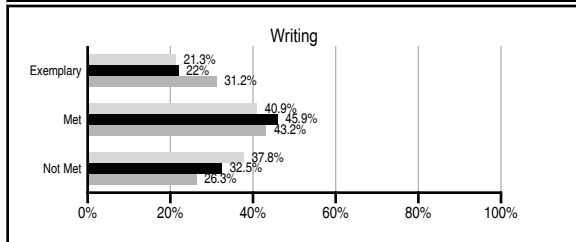
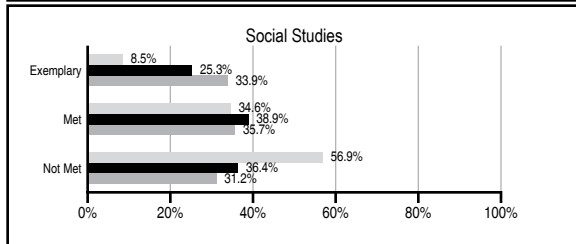
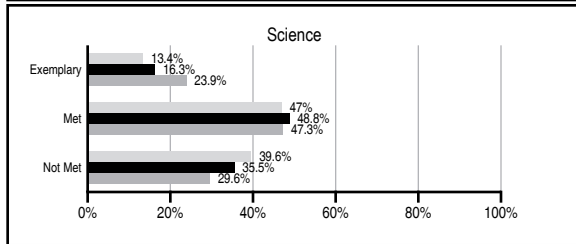
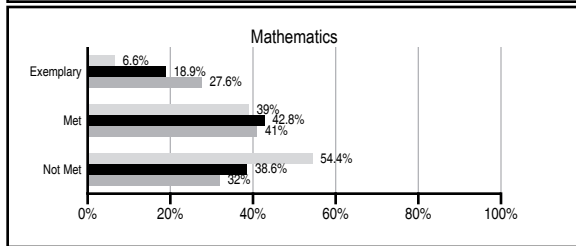
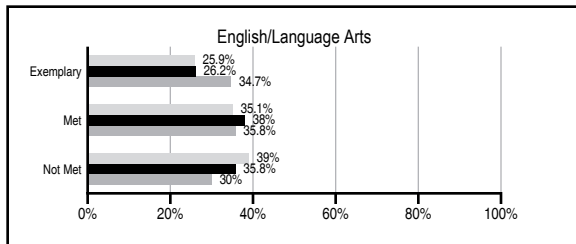
ABSOLUTE RATINGS OF MIDDLE SCHOOLS WITH STUDENTS LIKE OURS*

EXCELLENT	GOOD	AVERAGE	BELOW AVERAGE	AT-RISK
0	1	45	12	0

* Ratings are calculated with data available by 01/15/2014. Schools with Students Like Ours are Middle Schools with Poverty Indices of no more than 5% above or below the index for this school.

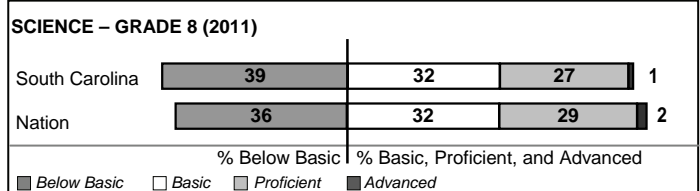
PASS PERFORMANCE

Our School Middle Schools with Students Like Ours Middle schools statewide



NAEP PERFORMANCE*

* Performance reported for SC and nation, data not available at school level. Percentages at NAEP Achievement Levels.



END OF COURSE TESTS - 2013

% of students scoring 70 or above on:	Our Middle School	Middle Schools with Students Like Ours
Algebra 1/Math for the Technologies 2	69.6	96.1
English 1	95.8	93.8
Physical Science	N/A	N/A
US History and the Constitution	N/A	N/A
All Subjects	83.0	96.3

SC PERFORMANCE VISION

By 2020 all students will graduate with the knowledge and skills necessary to compete successfully in the global economy, participate in a democratic society and contribute positively as members of families and communities.

Abbreviations Key

N/A Not Applicable N/AV Not Available N/C Not Collected N/R Not Reported I/S Insufficient Sample TBD To be determined

Cyril B. Busbee Elementary/A. L. Corbett Middle Schools [Aiken County]

SCHOOL PROFILE

	Our School	Change from Last Year	Middle Schools with Students Like Ours	Median Middle School
Students (n=719)				
Students enrolled in high school credit courses (grades 7 & 8)	48.8%	Down from 77.9%	19.6%	24.6%
Retention rate	1.1%	Down from 2.6%	0.8%	0.6%
Attendance rate	95.7%	Down from 96.1%	95.6%	95.9%
Served by gifted and talented program	8.5%	N/A	15.2%	18.5%
With disabilities	17.6%	N/A	14.1%	13.0%
Older than usual for grade	3.1%	N/A	5.9%	4.8%
Out-of-school suspensions or expulsions for violent and/or criminal offenses	0.0%	No Change	0.7%	0.6%
Annual dropout rate	0.0%	No Change	0.0%	0.0%
Teachers (n=56)				
Teachers with advanced degrees	48.2%	Down from 49.2%	60.1%	61.5%
Continuing contract teachers	73.2%	Down from 76.3%	75.0%	77.2%
Teachers returning from previous year	85.6%	Up from 84.1%	84.5%	85.9%
Teacher attendance rate	94.1%	Down from 94.7%	94.6%	94.9%
Average teacher salary*	\$49,225	Up 1.6%	\$46,460	\$47,313
Classes not taught by highly qualified teachers	2.0%	Down from 2.3%	1.9%	2.0%
Professional development days/teacher	10.9 days	Down from 15.7 days	11.1 days	10.1 days
School				
Principal's years at school	1.0	Down from 3.0	4.0	4.0
Student-teacher ratio in core subjects	20.3 to 1	Up from 20.0 to 1	21.2 to 1	22.1 to 1
Prime instructional time	88.7%	Down from 89.3%	89.0%	89.6%
Opportunities in the arts	Good	No Change	Good	Good
SACS accreditation	Yes	No Change	Yes	Yes
Parents attending conferences	95.5%	Down from 100.0%	99.0%	99.0%
Character development program	Good	Down from Excellent	Good	Good
Dollars spent per pupil**	\$8,834	Up 7.8%	\$7,092	\$7,239
Percent of expenditures for instruction**	66.0%	Down from 69.2%	63.0%	63.0%
Percent of expenditures for teacher salaries**	61.0%	Down from 65.9%	60.5%	61.0%
ESEA composite index score	43.4	Down from 74.3	76.9	83.5

* Length of contract = 185+ days.

** Prior year audited financial data available.

EVALUATION RESULTS

	Teachers	Students*	Parents*
Number of surveys returned	50	58	115
Percent satisfied with learning environment	88%	84.4%	75.6%
Percent satisfied with social and physical environment	96%	79.3%	70.9%
Percent satisfied with school-home relations	88%	87.9%	75.6%

*Only students at the highest middle school grade level at this school and their parents were included.

REPORT OF PRINCIPAL AND SCHOOL IMPROVEMENT COUNCIL

Cyril B. Busbee Elementary/A. L. Corbett Middle Schools is one school with two names. Both schools are named after prominent Wagener residents. The community, school, and school district felt it was important to keep both names when the school combined during the 2010-2011 school year. Cyril B. Busbee Elementary/A.L. Corbett Middle Schools enjoys the commitment of faculty and staff, the curriculum that engages learners, and the character of a supporting community.

Our Vision is to become a learning community with a safe environment that fosters engaged learners, involved parents, and dedicated teachers. Our Educational Mission is to establish a supportive environment and engage every student in educational experiences in preparation for his/her next grade level. Our Fundamental Values are Commitment, Curriculum, Community, and Character.

Cyril B. Busbee Elementary/A .L. Corbett Middle Schools is a K-8 rural school in a farming community with a 78% poverty rate. Despite the poverty level of 78%, Cyril B. Busbee Elementary/A .L. Corbett Middle Schools received the Palmetto Gold Award for increases in test scores for the 2010-2011 school year and 2011-2012 school year. Cyril B. Busbee Elementary also received two Silver Awards during the 2009-2010 school year for an increase in test scores and a decrease in the achievement gaps between free and reduced lunch students and full pay students. Our engaged learners include a Junior Scholar and a 99% (3 perfect scores of 100%) pass rate on the English I's state testing for the End of Course Exam.

With instruction as a focus, academic, social, and physical developments are priorities. Programs and activities implemented to support academic, social, and physical successes include after school tutoring, the Accommodations Lab, Synergy Lab, computer labs, the use of technology, Content Recovery Program, Reading and Math Enrichment, Extended Learning Time, Compass Learning, Gifted and Talented, Student Intervention Team, School Improvement Council, Mentoring Program, Volunteer Program, Parent Teacher Organization, No Name Calling Week, Gang Awareness, Bullying Seminars, Principal's Awards, Principal/Student Leadership Forum, Character of the Month, JUMP Club, Walk At School Day, intramurals sports, and team sports in basketball, football, volleyball, cheerleading, and golf.

Our school enjoys community support through grants from Savannah River Nuclear Solutions for Innovative Teaching Methods, Dollar General for Reading Recovery, Delta Kappa Gamma to promote Kindergarten standards, and the Native American Grant to explore Native American Art. Local businesses and churches have made numerous donations to support the learning environment of our schools.

The faculty, staff, parents, and community members continuously focus on improving instruction that will prepare our students for the next grade level academically, socially, and physically. Our commitment, curriculum, character, and community foster a lion's spirit of engaged learners, involved parents, and dedicated teachers.

Dr. Laura A. Bacon, Principal & Ms. Tammy Swartz, School Improvement Council Chair

Comprehensive detail, including definitions of ratings, performance criteria, and explanations of status, is available on www.ed.sc.gov and www.eoc.sc.gov as well as school and school district websites.

Printed versions are available from school districts upon request.

Abbreviations Key

N/A Not Applicable N/AV Not Available N/C Not Collected N/R Not Reported I/S Insufficient Sample TBD To be determined

NI Newly Identified CSI Continuing School Improvement CA Corrective Action RP Plan to Restructure R Restructure DELAY School Improvement Status HOLD School Improvement Status