



SC Annual School Report Card Summary

MB Kennedy Middle School
Aiken County
Grades: 6-8 Enrollment: 938
Principal: Kyle A. Smith
Superintendent: Dr. Elizabeth Everitt
Board Chair: Mrs. Rosemary B. English

PERFORMANCE

Comprehensive detail, including definitions of ratings, performance criteria, and explanations of status, is available on www.ed.sc.gov and www.eoc.sc.gov as well as school and school district websites. Printed versions are available from school districts upon request.

YEAR	ABSOLUTE RATING	GROWTH RATING	PALMETTO GOLD AND SILVER AWARD		ESEA/FEDERAL ACCOUNTABILITY RATING SYSTEM	
			General Performance	Closing the Gap	ESEA Grade	Accountability Indicator
2013	Good	Average	TBD	TBD	B	N/A
2012	Good	Good	Silver	Gold	A	N/A
2011	Good	Average	Silver	Silver	Not Met	N/A

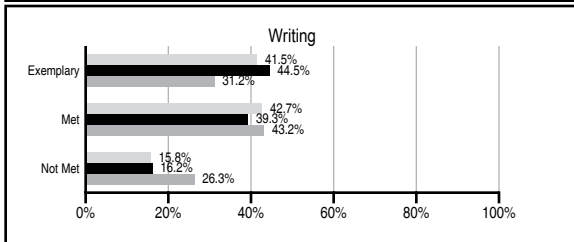
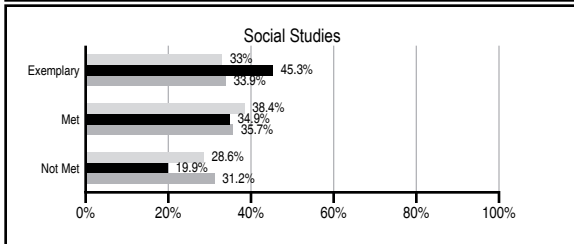
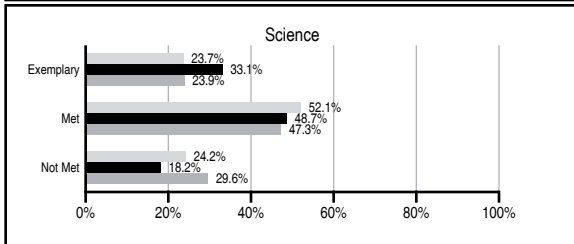
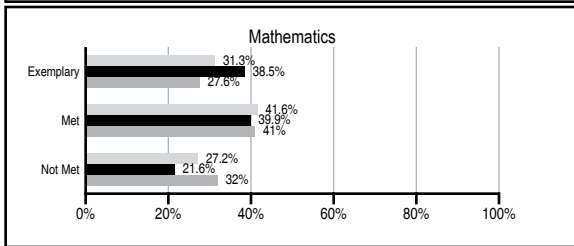
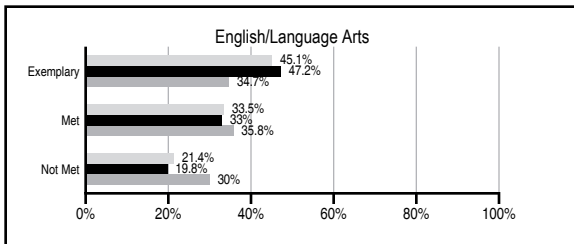
ABSOLUTE RATINGS OF MIDDLE SCHOOLS WITH STUDENTS LIKE OURS*

EXCELLENT	GOOD	AVERAGE	BELOW AVERAGE	AT-RISK
16	6	4	0	0

* Ratings are calculated with data available by 01/15/2014. Schools with Students Like Ours are Middle Schools with Poverty Indices of no more than 5% above or below the index for this school.

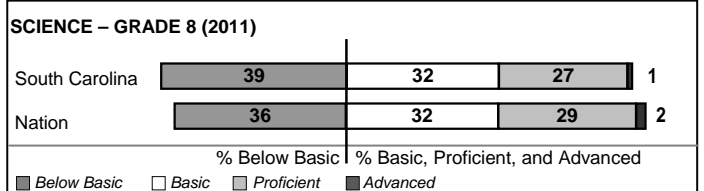


PASS PERFORMANCE

Our School
 Middle Schools with Students Like Ours
 Middle schools statewide



NAEP PERFORMANCE*

* Performance reported for SC and nation, data not available at school level. Percentages at NAEP Achievement Levels.



END OF COURSE TESTS - 2013

% of students scoring 70 or above on:	Our Middle School	Middle Schools with Students Like Ours
Algebra 1/Math for the Technologies 2	100.0	95.0
English 1	99.0	98.8
Physical Science	N/A	N/A
US History and the Constitution	N/A	N/A
All Subjects	99.4	95.8

SC PERFORMANCE VISION

By 2020 all students will graduate with the knowledge and skills necessary to compete successfully in the global economy, participate in a democratic society and contribute positively as members of families and communities.

Abbreviations Key

N/A Not Applicable N/AV Not Available N/C Not Collected N/R Not Reported I/S Insufficient Sample TBD To be determined

MB Kennedy Middle School [Aiken County]

SCHOOL PROFILE

	Our School	Change from Last Year	Middle Schools with Students Like Ours	Median Middle School
Students (n=938)				
Students enrolled in high school credit courses (grades 7 & 8)	46.7%	Up from 19.7%	41.9%	24.6%
Retention rate	0.1%	Down from 1.0%	0.3%	0.6%
Attendance rate	96.5%	Down from 96.6%	96.6%	95.9%
Served by gifted and talented program	28.0%	N/A	28.7%	18.5%
With disabilities	11.3%	N/A	10.7%	13.0%
Older than usual for grade	4.1%	N/A	2.7%	4.8%
Out-of-school suspensions or expulsions for violent and/or criminal offenses	0.0%	No Change	0.6%	0.6%
Annual dropout rate	0.0%	No Change	0.0%	0.0%
Teachers (n=50)				
Teachers with advanced degrees	58.0%	Up from 55.1%	66.5%	61.5%
Continuing contract teachers	88.0%	Up from 85.7%	79.8%	77.2%
Teachers returning from previous year	93.7%	Up from 89.3%	88.4%	85.9%
Teacher attendance rate	92.0%	N/R	95.3%	94.9%
Average teacher salary*	\$51,121	Up 1.3%	\$49,556	\$47,313
Classes not taught by highly qualified teachers	0.7%	Down from 8.8%	2.8%	2.0%
Professional development days/teacher	5.9 days	No Change	9.3 days	10.1 days
School				
Principal's years at school	3.0	Up from 2.0	4.0	4.0
Student-teacher ratio in core subjects	28.2 to 1	Up from 24.3 to 1	24.7 to 1	22.1 to 1
Prime instructional time	87.6%	N/R	90.7%	89.6%
Opportunities in the arts	Good	No Change	Excellent	Good
SACS accreditation	Yes	No Change	Yes	Yes
Parents attending conferences	77.3%	Down from 100.0%	98.4%	99.0%
Character development program	Excellent	No Change	Good	Good
Dollars spent per pupil**	\$5,967	Up 3.4%	\$6,751	\$7,239
Percent of expenditures for instruction**	70.0%	Down from 71.9%	65.0%	63.0%
Percent of expenditures for teacher salaries**	66.0%	Down from 68.8%	62.5%	61.0%
ESEA composite index score	88.4	Down from 92.6	86.5	83.5

* Length of contract = 185+ days.

** Prior year audited financial data available.

REPORT OF PRINCIPAL AND SCHOOL IMPROVEMENT COUNCIL

M.B. Kennedy Middle School is middle school with approximately 950 students in grades 6-8 in Aiken, SC. Our school is traditionally noted as one of the premiere schools in South Carolina and this year was no exception. Our students once again performed at high levels in both academic and extra-curricular affairs throughout the year. Academically, our students scored above average gains in MAP testing and our PASS testing results also indicated strong results again. M.B. Kennedy Middle School continued its strong reputation as a school of reading. Our student body accumulated over 120,000 Accelerated Reader points which represented over 10 million words and over 25,000 books being read. M.B. Kennedy Middle School's mission statement stresses the education of each student and the preparation for high school. Our vision is to provide an outstanding environment where students can become successful members of our global society. This vision requires Kennedy Middle School to constantly strive to provide our students with additional support. We created enrichment classes for all of our students to provide additional academic support in our core curriculum classes. We also hired math and ELA tutors to provide support for our students who needed additional assistance. In other areas of success: 36 students were recognized as South Carolina Junior Scholars, 15 students qualified to as DUKE TIP recipients, 135 students received the Presidential Academic Award, 30 students selected to participate in the All-County Band, 3 students selected to the SC Middle School All-state Band. 100% of our 8th graders passed the Algebra 1 End of Course exams and 99.6% of our 8th graders passed the English 1 End of Course exams. 126 new students were inducted into our BETA Club. Our Future City team placed 1st in regional competition and competed nationally in Washington, DC. Our Math Counts team placed 1st in regional competition and competed at the state championships. As we conclude another successful year, our vision for continued excellence remains.

Kyle A. Smith, Principal
Ryan Tripp, School Improvement Council Chair

EVALUATION RESULTS

	Teachers	Students*	Parents*
Number of surveys returned	34	272	173
Percent satisfied with learning environment	73.5%	81.6%	86.7%
Percent satisfied with social and physical environment	88.3%	81.8%	81.3%
Percent satisfied with school-home relations	84.8%	87.6%	75.1%

*Only students at the highest middle school grade level at this school and their parents were included.

Comprehensive detail, including definitions of ratings, performance criteria, and explanations of status, is available on www.ed.sc.gov and www.eoc.sc.gov as well as school and school district websites.

Printed versions are available from school districts upon request.

Abbreviations Key

N/A Not Applicable N/AV Not Available N/C Not Collected N/R Not Reported I/S Insufficient Sample TBD To be determined

NI Newly Identified CSI Continuing School Improvement CA Corrective Action RP Plan to Restructure R Restructure DELAY School Improvement Status HOLD School Improvement Status