



SC Annual School Report Card Summary

New Ellenton Middle School
Aiken County
Grades: 6-8 Enrollment: 219
Principal: Dr. Deborah Bass
Superintendent: Dr. Elizabeth Everitt
Board Chair: Mrs. Rosemary B. English

PERFORMANCE

Comprehensive detail, including definitions of ratings, performance criteria, and explanations of status, is available on www.ed.sc.gov and www.eoc.sc.gov as well as school and school district websites. Printed versions are available from school districts upon request.

YEAR	ABSOLUTE RATING	GROWTH RATING	PALMETTO GOLD AND SILVER AWARD		ESEA/FEDERAL ACCOUNTABILITY RATING SYSTEM	
			General Performance	Closing the Gap	ESEA Grade	Accountability Indicator
2013	Average	Good	TBD	TBD	A	Reward
2012	Average	Average	N/A	Silver	A	Reward
2011	Average	Average	Silver	N/A	Met	N/A

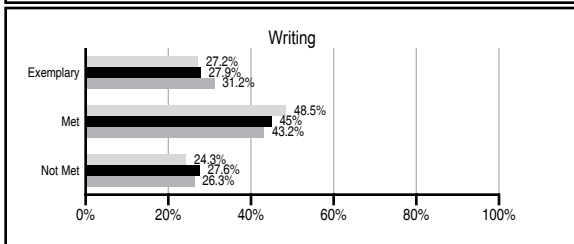
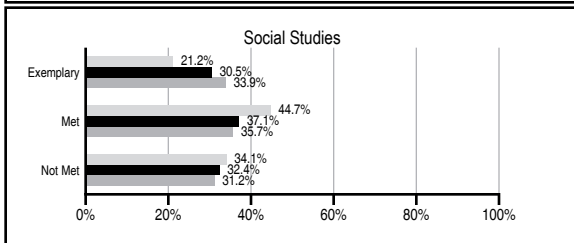
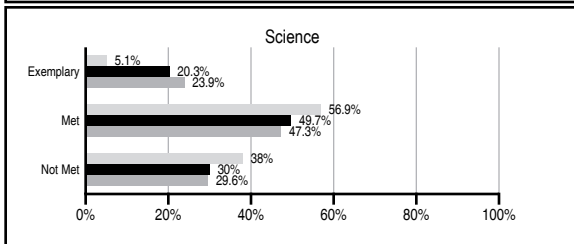
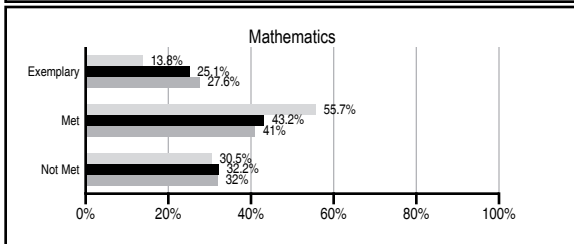
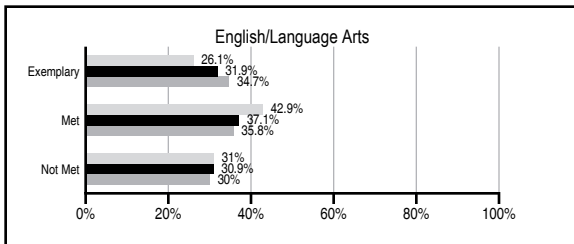
ABSOLUTE RATINGS OF MIDDLE SCHOOLS WITH STUDENTS LIKE OURS*

EXCELLENT	GOOD	AVERAGE	BELOW AVERAGE	AT-RISK
3	8	45	4	0

* Ratings are calculated with data available by 01/15/2014. Schools with Students Like Ours are Middle Schools with Poverty Indices of no more than 5% above or below the index for this school.

PASS PERFORMANCE

Our School Middle Schools with Students Like Ours Middle schools statewide



NAEP PERFORMANCE*

* Performance reported for SC and nation, data not available at school level. Percentages at NAEP Achievement Levels.



END OF COURSE TESTS - 2013

% of students scoring 70 or above on:	Our Middle School	Middle Schools with Students Like Ours
Algebra 1/Math for the Technologies 2	100.0	97.6
English 1	100.0	96.1
Physical Science	N/A	N/A
US History and the Constitution	N/A	N/A
All Subjects	100.0	97.4

SC PERFORMANCE VISION

By 2020 all students will graduate with the knowledge and skills necessary to compete successfully in the global economy, participate in a democratic society and contribute positively as members of families and communities.

Abbreviations Key

N/A Not Applicable N/AV Not Available N/C Not Collected N/R Not Reported I/S Insufficient Sample TBD To be determined

New Ellenton Middle School [Aiken County]

SCHOOL PROFILE

	Our School	Change from Last Year	Middle Schools with Students Like Ours	Median Middle School
Students (n=219)				
Students enrolled in high school credit courses (grades 7 & 8)	77.9%	Up from 74.5%	21.9%	24.6%
Retention rate	0.9%	Down from 1.3%	0.9%	0.6%
Attendance rate	96.1%	Down from 96.2%	95.6%	95.9%
Served by gifted and talented program	11.7%	N/A	17.5%	18.5%
With disabilities	10.3%	N/A	13.6%	13.0%
Older than usual for grade	9.3%	N/A	6.0%	4.8%
Out-of-school suspensions or expulsions for violent and/or criminal offenses	0.9%	Up from 0.0%	0.7%	0.6%
Annual dropout rate	0.0%	No Change	0.0%	0.0%
Teachers (n=15)				
Teachers with advanced degrees	66.7%	Down from 71.4%	58.7%	61.5%
Continuing contract teachers	60.0%	Down from 78.6%	76.3%	77.2%
Teachers returning from previous year	86.0%	Down from 86.4%	84.8%	85.9%
Teacher attendance rate	93.2%	Down from 94.8%	94.8%	94.9%
Average teacher salary*	\$54,163	Down 2.9%	\$46,702	\$47,313
Classes not taught by highly qualified teachers	0.0%	Down from 5.3%	1.9%	2.0%
Professional development days/teacher	11.5 days	Up from 10.0 days	11.3 days	10.1 days
School				
Principal's years at school	1.0	Down from 5.0	6.0	4.0
Student-teacher ratio in core subjects	21.9 to 1	Down from 38.3 to 1	21.9 to 1	22.1 to 1
Prime instructional time	86.9%	Down from 89.1%	89.3%	89.6%
Opportunities in the arts	Good	No Change	Good	Good
SACS accreditation	Yes	No Change	Yes	Yes
Parents attending conferences	100.0%	Up from 97.9%	98.2%	99.0%
Character development program	Excellent	No Change	Good	Good
Dollars spent per pupil**	\$8,700	Up 16.0%	\$7,066	\$7,239
Percent of expenditures for instruction**	59.0%	Up from 55.4%	63.0%	63.0%
Percent of expenditures for teacher salaries**	55.0%	Up from 52.6%	61.0%	61.0%
ESEA composite index score	93.3	Up from 91.3	81.8	83.5

* Length of contract = 185+ days.

** Prior year audited financial data available.

EVALUATION RESULTS

	Teachers	Students*	Parents*
Number of surveys returned	14	73	31
Percent satisfied with learning environment	100%	69.9%	80.7%
Percent satisfied with social and physical environment	100%	75%	89.6%
Percent satisfied with school-home relations	92.9%	84.7%	84.4%

*Only students at the highest middle school grade level at this school and their parents were included.

REPORT OF PRINCIPAL AND SCHOOL IMPROVEMENT COUNCIL

The mission of New Ellenton Middle School is to provide a safe, nurturing, learning environment where individual needs, differences, and abilities of students are recognized and where students are challenged to excel with the support of the home, school, and community. We provide a rigorous academic curriculum and additional support to meet the needs of our students.

An after-school program, Saturday workshops, and an enrichment class period provided extended learning time in reading, writing, and math. A computer-based program aligned with MAP testing results provided additional practice and reinforcement for students. Teachers secured several grants to enhance the instructional program, as well as tutored students after school. The school has a talented and dedicated staff, including four National Board certified teachers.

Students excelled in academic and extracurricular opportunities. The G/T stock market team placed third in the state, two students earned a place in the District 2 Region Band and the All-County Band while 23 students were inducted into the National Junior Beta Club. Students participated in the Aiken County Academic Team competitions and the 7th and 8th grade Concert Band received an Excellent Rating at the USCA Concert Festival. The school had two students qualify as SC Junior Scholars and two students participate in the high school marching band. All students who were enrolled in English 1 and Algebra 1 passed the state end-of-course exam.

We rise to the challenges of a small community school and provide educationally sound experiences for our students. We embrace meeting our challenges by providing highly qualified teachers, staff development on our early release day each month, and by delivering a Standards-based curriculum.

The partnership we enjoy with parents, community organizations, and businesses helps our teachers and students reach their goals and achieve at higher levels.

Respectfully submitted,
Deborah Bass, Ph.D., Interim Principal
Cheryl Braswell, School Improvement Council Chairman

Comprehensive detail, including definitions of ratings, performance criteria, and explanations of status, is available on www.ed.sc.gov and www.eoc.sc.gov as well as school and school district websites.

Printed versions are available from school districts upon request.

Abbreviations Key

N/A Not Applicable N/AV Not Available N/C Not Collected N/R Not Reported I/S Insufficient Sample TBD To be determined

NI Newly Identified CSI Continuing School Improvement CA Corrective Action RP Plan to Restructure R Restructure DELAY School Improvement Status HOLD School Improvement Status