



SC Annual School Report Card Summary

Leavelle McCampbell Middle School
 Aiken County
 Grades: 6-8 Enrollment: 485
 Principal: Dr. Lloydette Young
 Superintendent: Dr. Elizabeth Everitt
 Board Chair: Mrs. Rosemary B. English

PERFORMANCE

Comprehensive detail, including definitions of ratings, performance criteria, and explanations of status, is available on www.ed.sc.gov and www.eoc.sc.gov as well as school and school district websites. Printed versions are available from school districts upon request.

YEAR	ABSOLUTE RATING	GROWTH RATING	PALMETTO GOLD AND SILVER AWARD		ESEA/FEDERAL ACCOUNTABILITY RATING SYSTEM	
			General Performance	Closing the Gap	ESEA Grade	Accountability Indicator
2013	Average	Average	TBD	TBD	D	N/A
2012	Average	Average	N/A	N/A	A	Reward
2011	Average	Average	Silver	N/A	Not Met	N/A

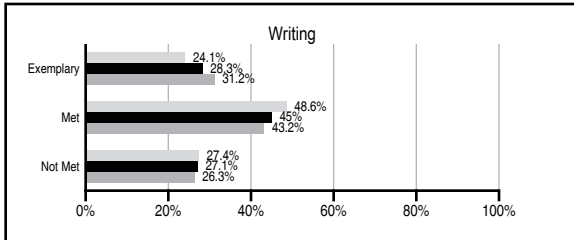
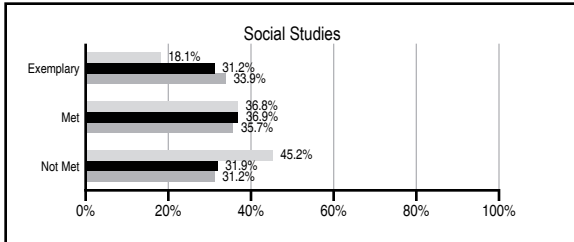
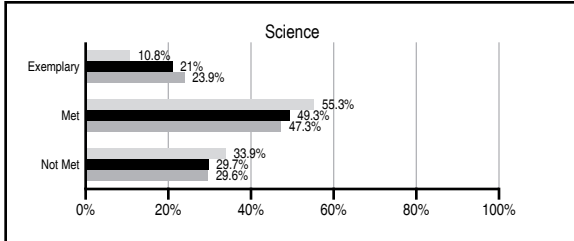
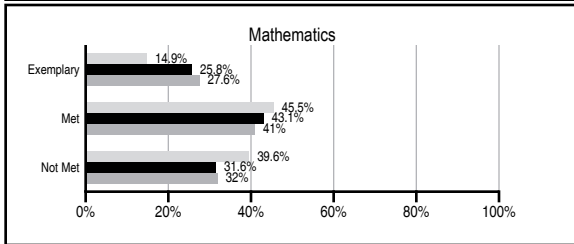
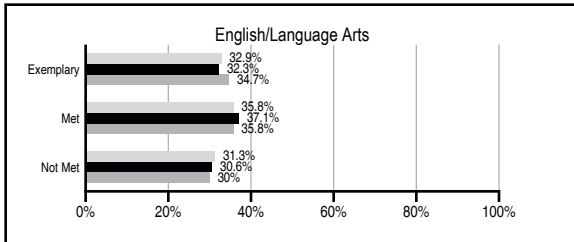
ABSOLUTE RATINGS OF MIDDLE SCHOOLS WITH STUDENTS LIKE OURS*

EXCELLENT	GOOD	AVERAGE	BELOW AVERAGE	AT-RISK
3	10	45	3	0

* Ratings are calculated with data available by 01/15/2014. Schools with Students Like Ours are Middle Schools with Poverty Indices of no more than 5% above or below the index for this school.

PASS PERFORMANCE

Our School
 Middle Schools with Students Like Ours
 Middle schools statewide



NAEP PERFORMANCE*

* Performance reported for SC and nation, data not available at school level. Percentages at NAEP Achievement Levels.



END OF COURSE TESTS - 2013

% of students scoring 70 or above on:	Our Middle School	Middle Schools with Students Like Ours
Algebra 1/Math for the Technologies 2	97.1	98.1
English 1	96.4	96.2
Physical Science	N/A	N/A
US History and the Constitution	N/A	N/A
All Subjects	96.6	97.6

SC PERFORMANCE VISION

By 2020 all students will graduate with the knowledge and skills necessary to compete successfully in the global economy, participate in a democratic society and contribute positively as members of families and communities.

Abbreviations Key

N/A Not Applicable N/AV Not Available N/C Not Collected N/R Not Reported I/S Insufficient Sample TBD To be determined

Leavelle McCampbell Middle School [Aiken County]

SCHOOL PROFILE

	Our School	Change from Last Year	Middle Schools with Students Like Ours	Median Middle School
Students (n=485)				
Students enrolled in high school credit courses (grades 7 & 8)	78.8%	Down from 80.3%	22.7%	24.6%
Retention rate	0.2%	No Change	0.8%	0.6%
Attendance rate	95.1%	Down from 95.7%	95.6%	95.9%
Served by gifted and talented program	18.5%	N/A	18.4%	18.5%
With disabilities	9.3%	N/A	13.9%	13.0%
Older than usual for grade	6.5%	N/A	6.0%	4.8%
Out-of-school suspensions or expulsions for violent and/or criminal offenses	0.0%	No Change	0.7%	0.6%
Annual dropout rate	0.0%	Down from 0.7%	0.0%	0.0%
Teachers (n=25)				
Teachers with advanced degrees	44.0%	Up from 38.5%	58.7%	61.5%
Continuing contract teachers	44.0%	Down from 50.0%	76.3%	77.2%
Teachers returning from previous year	64.3%	Down from 67.6%	85.3%	85.9%
Teacher attendance rate	93.1%	Down from 93.6%	94.8%	94.9%
Average teacher salary*	\$45,033	Up 7.1%	\$46,554	\$47,313
Classes not taught by highly qualified teachers	0.0%	Down from 10.5%	1.6%	2.0%
Professional development days/teacher	14.8 days	Down from 15.2 days	11.2 days	10.1 days
School				
Principal's years at school	3.0	Up from 2.0	6.0	4.0
Student-teacher ratio in core subjects	29.2 to 1	Up from 28.9 to 1	21.9 to 1	22.1 to 1
Prime instructional time	86.3%	Down from 87.5%	89.1%	89.6%
Opportunities in the arts	Good	No Change	Good	Good
SACS accreditation	Yes	No Change	Yes	Yes
Parents attending conferences	99.1%	Up from 99.0%	98.1%	99.0%
Character development program	Excellent	No Change	Good	Good
Dollars spent per pupil**	\$6,167	Up 0.9%	\$7,092	\$7,239
Percent of expenditures for instruction**	57.0%	Down from 57.5%	63.0%	63.0%
Percent of expenditures for teacher salaries**	54.0%	Down from 54.1%	61.0%	61.0%
ESEA composite index score	68.3	Down from 90.4	82.5	83.5

* Length of contract = 185+ days.

** Prior year audited financial data available.

REPORT OF PRINCIPAL AND SCHOOL IMPROVEMENT COUNCIL

Leavelle McCampbell Middle School has been dedicated to providing a quality education for the children of our community, since its 1921 inception. This dedication is evident in the many outstanding opportunities offered to our students. Leavelle McCampbell currently serves over 475 students in grades six, seven, and eight and has a diverse population representing various socio-economic, racial, cultural, and educational backgrounds. Our school offers a balanced program of academics, fine arts, community involvement, and athletics, which creates a unique learning environment designed to meet the needs of middle school students.

Leavelle McCampbell Middle School is committed to continuous improvement and working towards raising student academic achievement. Leavelle McCampbell has implemented the tenants of Making Middle Grades Work to focus on student academic achievement and promote high school readiness. Focus teams have been established. Through professional learning communities teachers collaborate and review literature. Common Core State Standards have been implemented to increase students' depth of knowledge.

Our school uses a cooperative approach to improve the overall school environment through our Parent Teacher Organization, Business/Community Partnership, School Improvement Council, University of South Carolina-Aiken and mentors. The continued partnership with the University of South Carolina-Aiken enabled us to purchase traveling trunks. These trunks are used to enhance student engagement and increase rigor in all content areas. These stakeholders have made it possible for Leavelle McCampbell to participate in some of the most current researched-based strategies and professional development in education.

Leavelle McCampbell Middle School is proud to announce that two students qualified as Junior Scholars through their PSAT scores, a 96.30% passing rate on the English I End-of-Course test, and a 97.06% passing rate on the Algebra I End-of-Course test for the 2012-2013 school year. Seventh and eighth-grade students were afforded the opportunity to receive high school credit through various courses. Students participated in Advisor-Advisee, Academic Team, Art Club, Band, Beta Club, Book Club, Builder's Club, Chorus, Drama Club, Forensic Science Club, Girl Power, Junior Achievement, Recycling Club, Photography Club and Student Council for the 2012-2013 school year. The Ladies' Club and Gentlemen's Club at our school emphasizes the importance of good character and high expectations. Students also participated in service learning activities such as canned food drives, beautification days, relay for a cause, and nursing home visits. Good Behavior Socials, MAP Gains Socials, Honor Roll Assemblies and Character Recognition Breakfasts were held to frequently recognized students. Available to the students also are school sports teams that can teach important life skills. These factions of LMMS are here in order to give each student the opportunity to build character and grow as individuals. Our challenge continues to be finding ways to close the achievement gap. We hope you will join us as we continue to provide quality educational experiences for our children.

Dr. Lloydette Young, Principal and Ginger Proctor, SIC Chairperson

EVALUATION RESULTS

	Teachers	Students*	Parents*
Number of surveys returned	16	135	42
Percent satisfied with learning environment	81.3%	48.9%	52.4%
Percent satisfied with social and physical environment	73.4%	52.3%	42.9%
Percent satisfied with school-home relations	53.4%	78%	46.3%

*Only students at the highest middle school grade level at this school and their parents were included.

Comprehensive detail, including definitions of ratings, performance criteria, and explanations of status, is available on www.ed.sc.gov and www.eoc.sc.gov as well as school and school district websites.

Printed versions are available from school districts upon request.

Abbreviations Key

N/A Not Applicable N/AV Not Available N/C Not Collected N/R Not Reported I/S Insufficient Sample TBD To be determined
 NI Newly Identified CSI Continuing School Improvement CA Corrective Action RP Plan to Restructure R Restructure DELAY School Improvement Status HOLD School Improvement Status