



SC Annual School Report Card Summary

Langley-Bath-Clearwater Middle School
 Aiken County
 Grades: 6-8 Enrollment: 603
 Principal: Brenda S. DeLoache
 Superintendent: Dr. Elizabeth Everitt
 Board Chair: Mrs. Rosemary B. English

PERFORMANCE

Comprehensive detail, including definitions of ratings, performance criteria, and explanations of status, is available on www.ed.sc.gov and www.eoc.sc.gov as well as school and school district websites. Printed versions are available from school districts upon request.

YEAR	ABSOLUTE RATING	GROWTH RATING	PALMETTO GOLD AND SILVER AWARD		ESEA/FEDERAL ACCOUNTABILITY RATING SYSTEM	
			General Performance	Closing the Gap	ESEA Grade	Accountability Indicator
2013	Average	Average	TBD	TBD	F	N/A
2012	Average	Average	N/A	N/A	C	N/A
2011	Average	Average	Silver	N/A	Not Met	N/A

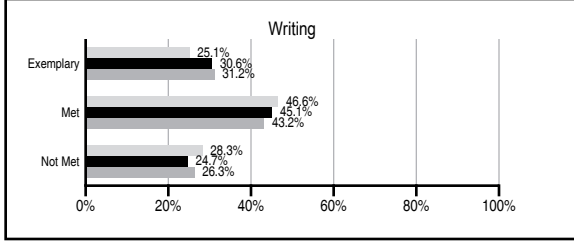
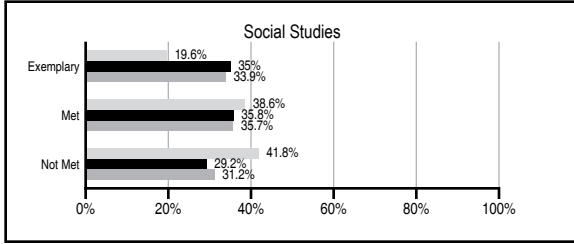
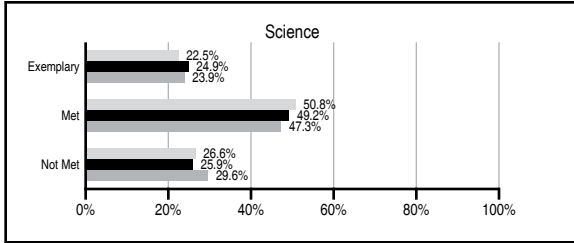
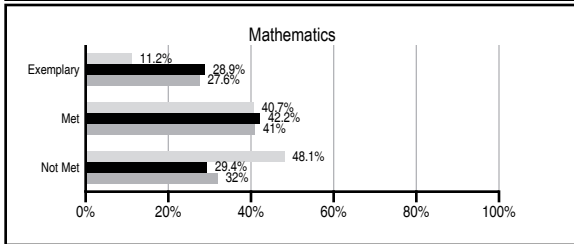
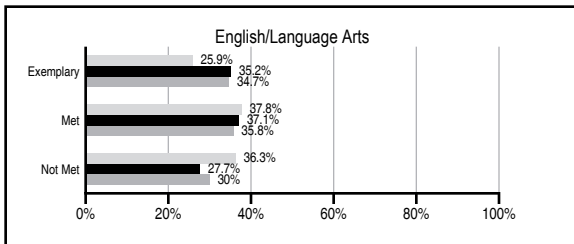
ABSOLUTE RATINGS OF MIDDLE SCHOOLS WITH STUDENTS LIKE OURS*

EXCELLENT	GOOD	AVERAGE	BELOW AVERAGE	AT-RISK
3	19	36	1	1

* Ratings are calculated with data available by 01/15/2014. Schools with Students Like Ours are Middle Schools with Poverty Indices of no more than 5% above or below the index for this school.

PASS PERFORMANCE

Our School Middle Schools with Students Like Ours Middle schools statewide



NAEP PERFORMANCE*

* Performance reported for SC and nation, data not available at school level. Percentages at NAEP Achievement Levels.



END OF COURSE TESTS - 2013

% of students scoring 70 or above on:	Our Middle School	Middle Schools with Students Like Ours
Algebra 1/Math for the Technologies 2	98.1	96.6
English 1	100.0	96.7
Physical Science	N/A	N/A
US History and the Constitution	N/A	N/A
All Subjects	99.0	96.3

SC PERFORMANCE VISION

By 2020 all students will graduate with the knowledge and skills necessary to compete successfully in the global economy, participate in a democratic society and contribute positively as members of families and communities.

Abbreviations Key

N/A Not Applicable N/AV Not Available N/C Not Collected N/R Not Reported I/S Insufficient Sample TBD To be determined

Langley-Bath-Clearwater Middle School [Aiken County]

SCHOOL PROFILE

	Our School	Change from Last Year	Middle Schools with Students Like Ours	Median Middle School
Students (n=603)				
Students enrolled in high school credit courses (grades 7 & 8)	74.4%	Up from 68.0%	21.6%	24.6%
Retention rate	0.5%	Down from 0.7%	0.7%	0.6%
Attendance rate	95.1%	Down from 95.8%	95.7%	95.9%
Served by gifted and talented program	16.6%	N/A	20.0%	18.5%
With disabilities	10.1%	N/A	14.1%	13.0%
Older than usual for grade	7.1%	N/A	5.8%	4.8%
Out-of-school suspensions or expulsions for violent and/or criminal offenses	0.0%	Down from 0.4%	0.8%	0.6%
Annual dropout rate	0.3%	No Change	0.0%	0.0%
Teachers (n=33)				
Teachers with advanced degrees	45.5%	Down from 52.9%	61.0%	61.5%
Continuing contract teachers	72.7%	Down from 85.3%	83.3%	77.2%
Teachers returning from previous year	93.2%	Up from 91.2%	87.7%	85.9%
Teacher attendance rate	93.7%	Down from 94.1%	94.8%	94.9%
Average teacher salary*	\$47,170	Up 1.1%	\$47,682	\$47,313
Classes not taught by highly qualified teachers	0.0%	Down from 5.3%	0.9%	2.0%
Professional development days/teacher	12.5 days	Down from 13.8 days	8.9 days	10.1 days
School				
Principal's years at school	4.0	Up from 3.0	5.0	4.0
Student-teacher ratio in core subjects	28.0 to 1	Up from 26.7 to 1	21.9 to 1	22.1 to 1
Prime instructional time	87.9%	Down from 88.7%	89.4%	89.6%
Opportunities in the arts	Good	No Change	Good	Good
SACS accreditation	Yes	No Change	Yes	Yes
Parents attending conferences	96.8%	Down from 96.9%	99.4%	99.0%
Character development program	Good	Up from Average	Good	Good
Dollars spent per pupil**	\$7,112	Up 4.5%	\$7,061	\$7,239
Percent of expenditures for instruction**	67.0%	Up from 66.5%	65.0%	63.0%
Percent of expenditures for teacher salaries**	63.0%	Up from 62.8%	62.0%	61.0%
ESEA composite index score	55.8	Down from 70.8	84.4	83.5

* Length of contract = 185+ days.

** Prior year audited financial data available.

EVALUATION RESULTS

	Teachers	Students*	Parents*
Number of surveys returned	27	161	51
Percent satisfied with learning environment	74%	75.1%	80.4%
Percent satisfied with social and physical environment	88.9%	74.4%	75%
Percent satisfied with school-home relations	62.9%	83.2%	73.1%

*Only students at the highest middle school grade level at this school and their parents were included.

Comprehensive detail, including definitions of ratings, performance criteria, and explanations of status, is available on www.ed.sc.gov and www.eoc.sc.gov as well as school and school district websites.

Printed versions are available from school districts upon request.

REPORT OF PRINCIPAL AND SCHOOL IMPROVEMENT COUNCIL

The mission of LBC Middle School is to deliver rigorous and engaging instruction that fosters high academic achievement and social development in a safe and nurturing environment in collaboration with the home and community.

Our academic program provides challenging instruction in all subject areas and offers high school credit in eight subjects. The percentages of students passing the 2013 End of Course Exams were 100% in English I and 98% in Algebra I. Four of our students were recognized as South Carolina Junior Scholars, and 14 students were Duke TIP recipients. Once again, LBC's Geography Bee winner qualified for the State Geography Bee. LBC students received awards in writing to include the Nancy Carson Poetry Contest, the Lieutenant Governor's Essay Competition, the DAR Essay Competition and the Career Poetry Contest. Our students also earned more than 8653 Accelerated Reader points this year. Our students participated in BETA club, the academic team, the gardening club, and in various character activities including two assemblies on making the right choices.

Our sports and fine arts programs offer wonderful opportunities for our students. We offer sports teams including: football, basketball, volleyball, cheerleading, golf and bowling. We also have band, strings, and chorus. The band received a "Superior" rating in the Carowinds Festival of Music. Our strings students participated in the Aiken All-County Strings Festival and the Garcia All-County Orchestra Festival and worked with the USC Columbia Graduate Strings Ensemble. Both the strings and chorus students had the privilege of working with members of the Julliard School of Music. This year we held our first Miss LBC pageant where the students chose platforms which were focused on service and charity. Our students were actively involved in many community service activities including donations to the Valley Empty Stocking Fund and the Lymphoma and Leukemia Foundation. However their biggest service project was the May for McClay Benefit Concert which brought in \$5600 for the American Heart Association.

This year our teachers continued their staff development in the Common Core State Standards. We continue increase the technology available to our students and teachers. Our School Intervention Team used school and student data and research based strategies to improve our instructional programs and student support. The School Improvement Council and Title I committee continued to work on innovative ways to increase parental involvement, encourage student attendance, and support instructional activities. Open House, Celebration Night, a parent session of the Right Choices program, two Book Fairs, and our year end awards ceremonies were just a few of the ways that we welcomed the community into our school. The support LBC receives from our PTO, parents, community and teachers is invaluable. Jill Emmons, LBC Teacher of the Year, and Ashley Wren, LBC Classified Employee of the Year, exemplify that support and dedication. Working together, we can continue to provide the best educational opportunities for our most valued asset, our children.

Sandra Herrick, SIC Chairperson
Brenda S. DeLoache, Principal

Abbreviations Key

N/A Not Applicable N/AV Not Available N/C Not Collected N/R Not Reported I/S Insufficient Sample TBD To be determined

NI Newly Identified CSI Continuing School Improvement CA Corrective Action RP Plan to Restructure R Restructure DELAY School Improvement Status HOLD School Improvement Status