



SC Annual School Report Card Summary

Paul Knox Middle School
 Aiken County
 Grades: 6-8 Enrollment: 687
 Principal: John Murphy
 Superintendent: Dr. Elizabeth Everitt
 Board Chair: Mrs. Rosemary B. English

PERFORMANCE

Comprehensive detail, including definitions of ratings, performance criteria, and explanations of status, is available on www.ed.sc.gov and www.eoc.sc.gov as well as school and school district websites. Printed versions are available from school districts upon request.

YEAR	ABSOLUTE RATING	GROWTH RATING	PALMETTO GOLD AND SILVER AWARD		ESEA/FEDERAL ACCOUNTABILITY RATING SYSTEM	
			General Performance	Closing the Gap	ESEA Grade	Accountability Indicator
2013	Average	Below Average	TBD	TBD	D	Focus
2012	Average	Average	N/A	N/A	B	Focus
2011	Average	Average	Silver	N/A	Not Met	CA

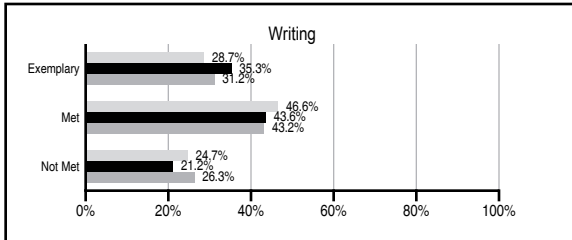
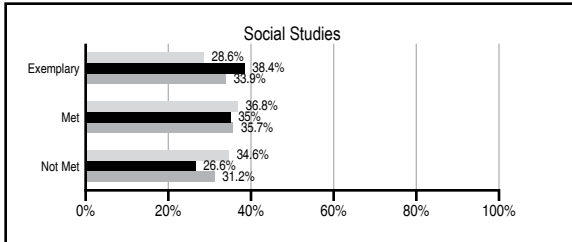
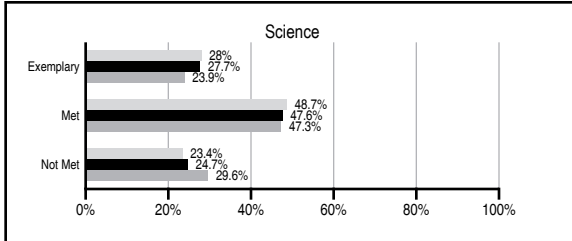
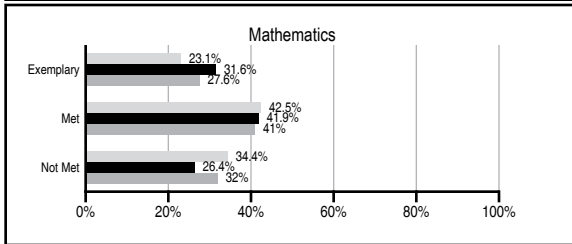
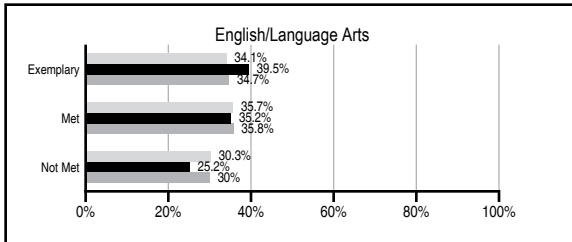
ABSOLUTE RATINGS OF MIDDLE SCHOOLS WITH STUDENTS LIKE OURS*

EXCELLENT	GOOD	AVERAGE	BELOW AVERAGE	AT-RISK
7	20	18	1	0

* Ratings are calculated with data available by 01/15/2014. Schools with Students Like Ours are Middle Schools with Poverty Indices of no more than 5% above or below the index for this school.

PASS PERFORMANCE

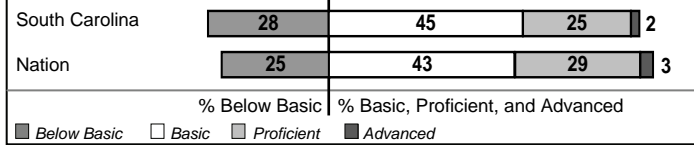
Our School Middle Schools with Students Like Ours Middle schools statewide



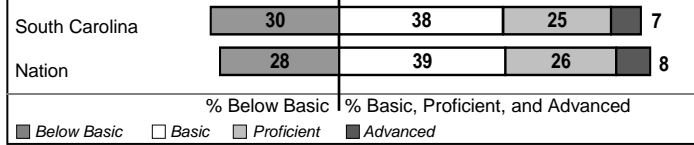
NAEP PERFORMANCE*

* Performance reported for SC and nation, data not available at school level. Percentages at NAEP Achievement Levels.

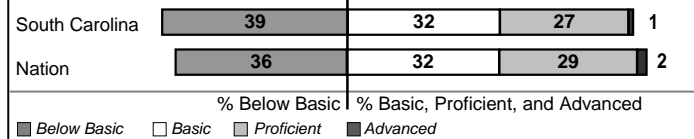
READING – GRADE 8 (2011)



MATH – GRADE 8 (2011)



SCIENCE – GRADE 8 (2011)



END OF COURSE TESTS - 2013

% of students scoring 70 or above on:	Our Middle School	Middle Schools with Students Like Ours
Algebra 1/Math for the Technologies 2	98.1	96.6
English 1	97.1	94.4
Physical Science	N/A	N/A
US History and the Constitution	N/A	N/A
All Subjects	97.5	96.2

SC PERFORMANCE VISION

By 2020 all students will graduate with the knowledge and skills necessary to compete successfully in the global economy, participate in a democratic society and contribute positively as members of families and communities.

Abbreviations Key

N/A Not Applicable N/AV Not Available N/C Not Collected N/R Not Reported I/S Insufficient Sample TBD To be determined

Paul Knox Middle School [Aiken County]

SCHOOL PROFILE

	Our School	Change from Last Year	Middle Schools with Students Like Ours	Median Middle School
Students (n=687)				
Students enrolled in high school credit courses (grades 7 & 8)	44.4%	Down from 48.9%	28.2%	24.6%
Retention rate	0.0%	No Change	0.5%	0.6%
Attendance rate	95.5%	Down from 95.8%	96.0%	95.9%
Served by gifted and talented program	19.6%	N/A	23.3%	18.5%
With disabilities	11.2%	N/A	11.3%	13.0%
Older than usual for grade	6.1%	N/A	4.3%	4.8%
Out-of-school suspensions or expulsions for violent and/or criminal offenses	0.1%	Up from 0.0%	1.0%	0.6%
Annual dropout rate	0.0%	Down from 0.5%	0.0%	0.0%
Teachers (n=37)				
Teachers with advanced degrees	45.9%	Up from 41.7%	61.3%	61.5%
Continuing contract teachers	64.9%	Down from 75.0%	79.3%	77.2%
Teachers returning from previous year	88.8%	Up from 84.6%	88.0%	85.9%
Teacher attendance rate	98.7%	Up from 97.5%	94.5%	94.9%
Average teacher salary*	\$46,627	Up 1.7%	\$47,642	\$47,313
Classes not taught by highly qualified teachers	0.0%	Down from 1.4%	0.0%	2.0%
Professional development days/teacher	7.2 days	Down from 9.3 days	11.3 days	10.1 days
School				
Principal's years at school	4.0	Up from 3.0	3.0	4.0
Student-teacher ratio in core subjects	28.8 to 1	N/R	23.1 to 1	22.1 to 1
Prime instructional time	93.5%	Up from 92.1%	89.8%	89.6%
Opportunities in the arts	Good	No Change	Good	Good
SACS accreditation	Yes	No Change	Yes	Yes
Parents attending conferences	78.0%	Down from 96.9%	99.0%	99.0%
Character development program	Excellent	No Change	Excellent	Good
Dollars spent per pupil**	\$6,346	Up 1.3%	\$6,811	\$7,239
Percent of expenditures for instruction**	65.0%	Down from 67.1%	64.0%	63.0%
Percent of expenditures for teacher salaries**	61.0%	Down from 61.8%	61.0%	61.0%
ESEA composite index score	65.6	Down from 80.2	87.2	83.5

* Length of contract = 185+ days.

** Prior year audited financial data available.

EVALUATION RESULTS

	Teachers	Students*	Parents*
Number of surveys returned	37	174	76
Percent satisfied with learning environment	89.1%	72.4%	80.3%
Percent satisfied with social and physical environment	91.9%	75.6%	79%
Percent satisfied with school-home relations	89.2%	82.6%	77.1%

*Only students at the highest middle school grade level at this school and their parents were included.

REPORT OF PRINCIPAL AND SCHOOL IMPROVEMENT COUNCIL

Paul Knox Middle School had a very successful year.

Our entire school community has pulled together during the tough economic environment and rallied toward the goal of providing an excellent education to our students. Teachers in core content subjects were provided common planning time for essential grade-level planning. Also, academic assistance and structured reading time were made available to each student daily.

The Paul Knox Middle School PTO was very active in its efforts to maintain morale and provide funds for much needed supplies and projects. The PTO sponsored a module for our new Synergistic Lab. The PTO also funded part of a one-to-one computing initiative that will provide two partial class sets of iPads for students. The Paul Knox Middle School - School Improvement Council, under the direction of Mrs. Jane Thornton, was instrumental in providing input and support for Paul Knox Middle School. The efforts of the PTO and the School Improvement Council reflect the attitude of our entire school community.

It is with great pride that I am able to serve as the Principal of Paul Knox Middle School.

John Murphy – Principal
Jane Thornton – SIC Chairperson

Comprehensive detail, including definitions of ratings, performance criteria, and explanations of status, is available on www.ed.sc.gov and www.eoc.sc.gov as well as school and school district websites.

Printed versions are available from school districts upon request.

Abbreviations Key

N/A Not Applicable N/AV Not Available N/C Not Collected N/R Not Reported I/S Insufficient Sample TBD To be determined

NI Newly Identified CSI Continuing School Improvement CA Corrective Action RP Plan to Restructure R Restructure DELAY School Improvement Status HOLD School Improvement Status