



SC Annual School Report Card Summary

Diamond Hill Elementary
Abbeville
Grades: PK-7 Enrollment: 294
Principal: Todd Ramey
Superintendent: Dr. Ivan Randolph
Board Chair: Tim Rhodes

PERFORMANCE

Comprehensive detail, including definitions of ratings, performance criteria, and explanations of status, is available on www.ed.sc.gov and www.eoc.sc.gov as well as school and school district websites. Printed versions are available from school districts upon request.

YEAR	ABSOLUTE RATING	GROWTH RATING	PALMETTO GOLD AND SILVER AWARD		ESEA/FEDERAL ACCOUNTABILITY RATING SYSTEM	
			General Performance	Closing the Gap	ESEA Grade	Accountability Indicator
2013	Average	Average	TBD	TBD	A	Reward
2012	Average	Good	Silver	N/A	A	Reward
2011	Good	Good	Gold	Silver	Met	N/A

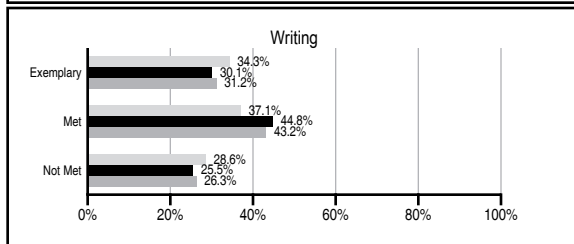
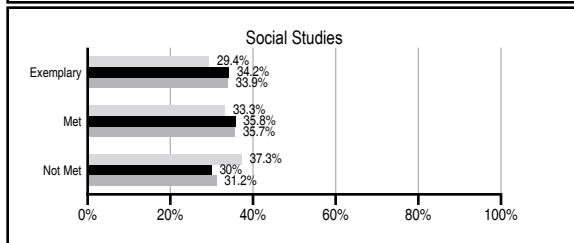
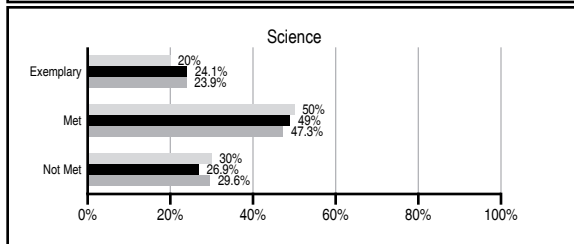
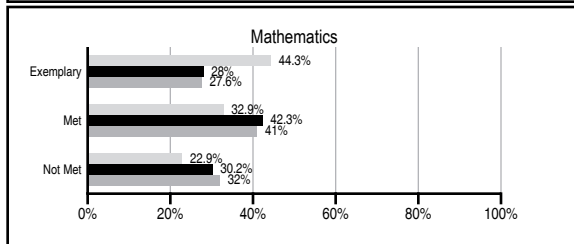
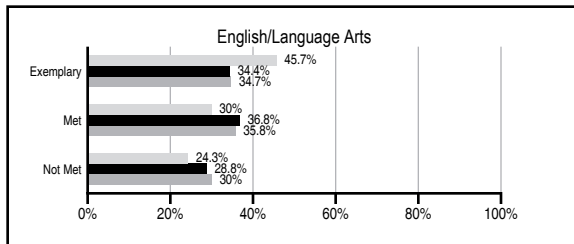
ABSOLUTE RATINGS OF MIDDLE SCHOOLS WITH STUDENTS LIKE OURS*

EXCELLENT	GOOD	AVERAGE	BELOW AVERAGE	AT-RISK
3	18	44	2	0

* Ratings are calculated with data available by 01/15/2014. Schools with Students Like Ours are Middle Schools with Poverty Indices of no more than 5% above or below the index for this school.

PASS PERFORMANCE

Our School
 Middle Schools with Students Like Ours
 Middle schools statewide



NAEP PERFORMANCE*

* Performance reported for SC and nation, data not available at school level. Percentages at NAEP Achievement Levels.



END OF COURSE TESTS - 2013

% of students scoring 70 or above on:	Our Middle School	Middle Schools with Students Like Ours
Algebra 1/Math for the Technologies 2	N/A	98.2
English 1	N/A	97.7
Physical Science	N/A	N/A
US History and the Constitution	N/A	N/A
All Subjects	N/A	97.8

SC PERFORMANCE VISION

By 2020 all students will graduate with the knowledge and skills necessary to compete successfully in the global economy, participate in a democratic society and contribute positively as members of families and communities.

Abbreviations Key

N/A Not Applicable N/AV Not Available N/C Not Collected N/R Not Reported I/S Insufficient Sample TBD To be determined

Diamond Hill Elementary [Abbeville]

SCHOOL PROFILE

	Our School	Change from Last Year	Middle Schools with Students Like Ours	Median Middle School
Students (n=294)				
Students enrolled in high school credit courses (grades 7 & 8)	0.0%	No Change	21.6%	24.6%
Retention rate	1.8%	Down from 2.1%	0.7%	0.6%
Attendance rate	97.2%	Up from 95.8%	95.5%	95.9%
Served by gifted and talented program	16.7%	N/A	19.9%	18.5%
With disabilities	14.7%	N/A	14.4%	13.0%
Older than usual for grade	4.0%	N/A	5.8%	4.8%
Out-of-school suspensions or expulsions for violent and/or criminal offenses	0.0%	No Change	0.7%	0.6%
Annual dropout rate	0.0%	No Change	0.0%	0.0%
Teachers (n=22)				
Teachers with advanced degrees	59.1%	Up from 52.2%	60.0%	61.5%
Continuing contract teachers	90.9%	Down from 91.3%	82.7%	77.2%
Teachers returning from previous year	91.1%	Down from 94.0%	87.0%	85.9%
Teacher attendance rate	95.5%	Down from 97.2%	94.5%	94.9%
Average teacher salary*	\$48,517	Up 3.3%	\$47,608	\$47,313
Classes not taught by highly qualified teachers	0.0%	No Change	0.7%	2.0%
Professional development days/teacher	7.6 days	Down from 8.2 days	9.8 days	10.1 days
School				
Principal's years at school	8.0	Up from 7.0	5.0	4.0
Student-teacher ratio in core subjects	18.0 to 1	Up from 17.6 to 1	22.2 to 1	22.1 to 1
Prime instructional time	92.0%	Down from 92.3%	89.0%	89.6%
Opportunities in the arts	Excellent	Up from Good	Good	Good
SACS accreditation	Yes	No Change	Yes	Yes
Parents attending conferences	99.5%	Up from 96.8%	98.7%	99.0%
Character development program	Average	Down from Good	Good	Good
Dollars spent per pupil**	\$7,585	Up 0.3%	\$7,043	\$7,239
Percent of expenditures for instruction**	68.0%	Up from 64.7%	64.0%	63.0%
Percent of expenditures for teacher salaries**	67.0%	Up from 63.5%	62.0%	61.0%
ESEA composite index score	97.1	Down from 99.3	83.4	83.5

* Length of contract = 185+ days.

** Prior year audited financial data available.

REPORT OF PRINCIPAL AND SCHOOL IMPROVEMENT COUNCIL

Diamond Hill, "a great place to shine", is located in a great and shining community. Being located in the middle of the "Nation" community in Abbeville County, family values and pride are ingredients that drive all members of our school family to be the best!

The students are truly the heart and soul of our school, and this is shown in the pride they take in their work and the great facility that we have here. In the classroom, our faculty and staff are second to none! The dedication and love that they give to these children will last a lifetime. The former students returning to visit faculty and staff are a testament to that.

Diamond Hill Elementary School is a rural school with a population of approximately 300 students in grades four-year-old kindergarten through seven. The ethnicity of the school is 91% Caucasian, 8% African American, 1% other. The socioeconomic status of our families is in the range of low to middle income. We have 65% of our students on free or reduced meals.

Our mission is, "Challenging students everyday to be a shining success in school and in life." Our plan for school wide reform was designed to develop critical thinking skills, integrated communication skills, active student participation in school and community activities, uniqueness of individuals, and lifelong learning. We strive to both strengthen and accelerate student learning in the areas of reading, mathematics, science, and social studies. We will implement effective interventions to enhance the daily learning environment for all students, as well as build a positive climate for their success. At Diamond Hill Elementary, we believe that the most powerful learning comes when children develop a true understanding of concepts through higher order thinking associated with various fields of inquiry and self-monitoring of their thinking.

With the hard work of faculty, staff, students, and parents Diamond Hill is truly a great place to shine!

Todd Ramey, Principal
Joni McCaslan, Chair

EVALUATION RESULTS

	Teachers	Students*	Parents*
Number of surveys returned	24	24	45
Percent satisfied with learning environment	95.9%	83.3%	91.1%
Percent satisfied with social and physical environment	100%	84%	93.6%
Percent satisfied with school-home relations	95.9%	92%	93.6%

*Only students at the highest middle school grade level at this school and their parents were included.

Comprehensive detail, including definitions of ratings, performance criteria, and explanations of status, is available on www.ed.sc.gov and www.eoc.sc.gov as well as school and school district websites.

Printed versions are available from school districts upon request.

Abbreviations Key

N/A Not Applicable N/AV Not Available N/C Not Collected N/R Not Reported I/S Insufficient Sample TBD To be determined

NI Newly Identified CSI Continuing School Improvement CA Corrective Action RP Plan to Restructure R Restructure DELAY School Improvement Status HOLD School Improvement Status