



# SC Annual School Report Card Summary

**J.S. Wright Middle School**  
**Abbeville**  
**Grades: 6-8** Enrollment: 438  
**Principal: Dick Williams**  
**Superintendent: Dr. Ivan Randolph**  
**Board Chair: Tim Rhodes**

## PERFORMANCE

Comprehensive detail, including definitions of ratings, performance criteria, and explanations of status, is available on [www.ed.sc.gov](http://www.ed.sc.gov) and [www.eoc.sc.gov](http://www.eoc.sc.gov) as well as school and school district websites. Printed versions are available from school districts upon request.

YEAR	ABSOLUTE RATING	GROWTH RATING	PALMETTO GOLD AND SILVER AWARD		ESEA/FEDERAL ACCOUNTABILITY RATING SYSTEM	
			General Performance	Closing the Gap	ESEA Grade	Accountability Indicator
2013	Excellent	Good	TBD	TBD	B	N/A
2012	Excellent	Excellent	Gold	N/A	A	N/A
2011	Good	Good	Silver	N/A	Not Met	N/A

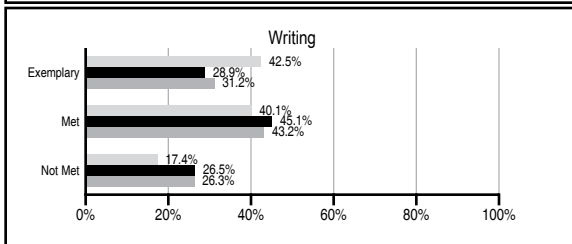
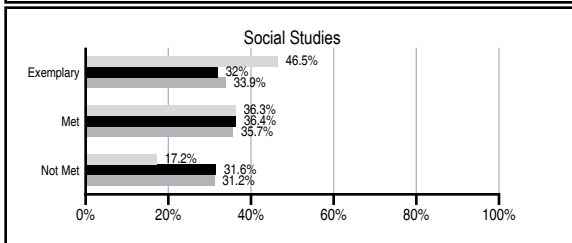
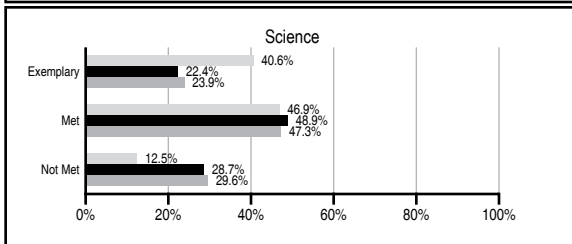
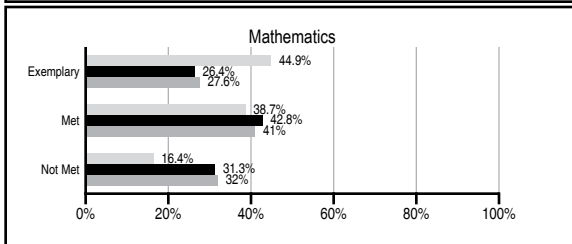
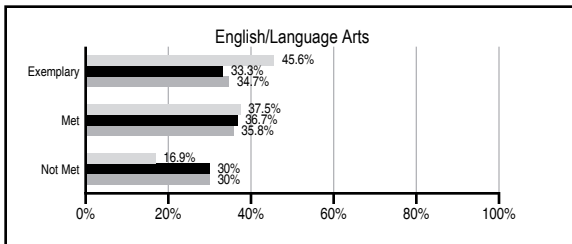
## ABSOLUTE RATINGS OF MIDDLE SCHOOLS WITH STUDENTS LIKE OURS\*

EXCELLENT	GOOD	AVERAGE	BELOW AVERAGE	AT-RISK
3	11	45	2	0

\* Ratings are calculated with data available by 01/15/2014. Schools with Students Like Ours are Middle Schools with Poverty Indices of no more than 5% above or below the index for this school.

## PASS PERFORMANCE

Our School
  Middle Schools with Students Like Ours
  Middle schools statewide



## NAEP PERFORMANCE\*

\* Performance reported for SC and nation, data not available at school level. Percentages at NAEP Achievement Levels.



## END OF COURSE TESTS - 2013

% of students scoring 70 or above on:	Our Middle School	Middle Schools with Students Like Ours
Algebra 1/Math for the Technologies 2	100.0	98.0
English 1	N/A	97.5
Physical Science	N/A	N/A
US History and the Constitution	N/A	N/A
All Subjects	100.0	97.7

## SC PERFORMANCE VISION

*By 2020 all students will graduate with the knowledge and skills necessary to compete successfully in the global economy, participate in a democratic society and contribute positively as members of families and communities.*

### Abbreviations Key

N/A Not Applicable N/AV Not Available N/C Not Collected N/R Not Reported I/S Insufficient Sample TBD To be determined

# J.S. Wright Middle School [Abbeville]

## SCHOOL PROFILE

	Our School	Change from Last Year	Middle Schools with Students Like Ours	Median Middle School
<b>Students (n=438)</b>				
Students enrolled in high school credit courses (grades 7 & 8)	0.0%	No Change	25.1%	24.6%
Retention rate	0.5%	No Change	0.8%	0.6%
Attendance rate	97.0%	Up from 95.5%	95.5%	95.9%
Served by gifted and talented program	17.5%	N/A	18.4%	18.5%
With disabilities	12.4%	N/A	13.9%	13.0%
Older than usual for grade	2.6%	N/A	6.1%	4.8%
Out-of-school suspensions or expulsions for violent and/or criminal offenses	0.5%	Up from 0.0%	0.7%	0.6%
Annual dropout rate	0.0%	No Change	0.0%	0.0%
<b>Teachers (n=30)</b>				
Teachers with advanced degrees	60.0%	Down from 63.3%	58.7%	61.5%
Continuing contract teachers	83.3%	Down from 90.0%	78.5%	77.2%
Teachers returning from previous year	79.0%	Down from 90.2%	86.0%	85.9%
Teacher attendance rate	99.3%	Up from 97.7%	94.6%	94.9%
Average teacher salary*	\$43,445	Down 5.9%	\$47,174	\$47,313
Classes not taught by highly qualified teachers	2.9%	Down from 16.7%	0.5%	2.0%
Professional development days/teacher	5.2 days	No Change	10.7 days	10.1 days
<b>School</b>				
Principal's years at school	1.0	Down from 7.0	4.5	4.0
Student-teacher ratio in core subjects	18.8 to 1	Up from 18.7 to 1	21.7 to 1	22.1 to 1
Prime instructional time	96.2%	Up from 93.0%	89.0%	89.6%
Opportunities in the arts	Good	No Change	Good	Good
SACS accreditation	Yes	No Change	Yes	Yes
Parents attending conferences	99.9%	Up from 98.4%	98.5%	99.0%
Character development program	Good	Down from Excellent	Good	Good
Dollars spent per pupil**	\$6,920	Down 4.8%	\$7,072	\$7,239
Percent of expenditures for instruction**	65.0%	Down from 65.3%	63.0%	63.0%
Percent of expenditures for teacher salaries**	64.0%	Down from 64.7%	61.0%	61.0%
ESEA composite index score	88.6	Down from 94.4	83.2	83.5

\* Length of contract = 185+ days.

\*\* Prior year audited financial data available.

## REPORT OF PRINCIPAL AND SCHOOL IMPROVEMENT COUNCIL

The 2012-2013 school year proved to be another successful campaign for J. S. Wright Middle School. The hard work of our students and teachers coupled with tremendous parental and community support provided the framework for an environment which fostered great academic achievement.

J. S. Wright Middle School was honored to be the recipient of the Palmetto Gold Award. The efforts of the faculty and staff continue to place Wright Middle School near the top of all middle schools in the state in academic achievement. While our student body performed well as a group, we were especially pleased to have 11 8th graders to be named SC Junior Scholars this year.

Given all the possible factors for a decline in our purpose of educating our young people, our school continues to improve. Given the standards by which public schools are measured in South Carolina, Wright Middle School continues to perform among the highest achieving middle schools in the state. This high performance, in spite of one of the lowest funding levels in the state, is due to several factors. A supportive Superintendent and district staff is essential. Also, a committed faculty and staff continue to bring out the best in all our students. Undergirding these factors is the support of our parents and community.

The faculty and staff of J. S. Wright Middle School take seriously the challenge of providing a safe and superior education for the middle school students of our community. We are grateful to have such an opportunity and will do the necessary work to continue to provide this service to our students and their families.

Mark L. Smith, School Improvement Council, Chair  
F. R. (Dick) Williams, Jr., Principal

## EVALUATION RESULTS

	Teachers	Students*	Parents*
Number of surveys returned	34	122	75
Percent satisfied with learning environment	100%	78.7%	90.7%
Percent satisfied with social and physical environment	100%	84.4%	86.5%
Percent satisfied with school-home relations	94.1%	87.7%	82.4%

\*Only students at the highest middle school grade level at this school and their parents were included.

Comprehensive detail, including definitions of ratings, performance criteria, and explanations of status, is available on [www.ed.sc.gov](http://www.ed.sc.gov) and [www.eoc.sc.gov](http://www.eoc.sc.gov) as well as school and school district websites.

Printed versions are available from school districts upon request.

### Abbreviations Key

N/A Not Applicable N/AV Not Available N/C Not Collected N/R Not Reported I/S Insufficient Sample TBD To be determined

NI Newly Identified CSI Continuing School Improvement CA Corrective Action RP Plan to Restructure R Restructure DELAY School Improvement Status HOLD School Improvement Status