



SC Annual School Report Card Summary

Palmetto Scholars Academy
 SC Public Charter
 Grades: 6-10 Enrollment: 302
 Principal: Martha B Hale
 Superintendent: Wayne Brazell, Ph. D.
 Board Chair: Don McLaurin

PERFORMANCE

Comprehensive detail, including definitions of ratings, performance criteria, and explanations of status, is available on www.ed.sc.gov and www.eoc.sc.gov as well as school and school district websites. Printed versions are available from school districts upon request.

YEAR	ABSOLUTE RATING	GROWTH RATING	PALMETTO GOLD AND SILVER AWARD		ESEA/FEDERAL ACCOUNTABILITY RATING SYSTEM	
			General Performance	Closing the Gap	ESEA Grade	Accountability Indicator
2013	N/A	N/A	TBD	TBD	A	N/A
2012	N/A	N/A	Gold	Gold	N/A	N/A
2011	N/A	N/A	Gold	N/A	N/A	N/A

ABSOLUTE RATINGS OF HIGH SCHOOLS WITH STUDENTS LIKE OURS*

EXCELLENT	GOOD	AVERAGE	BELOW AVERAGE	AT-RISK
9	0	0	0	0

* Ratings are calculated with data available by 11/07/2013. Schools with Students Like Ours are High Schools with Poverty Indices of no more than 5% above or below the index for this school.

HIGH SCHOOL ASSESSMENT PROGRAM(HSAP) EXAM PASSAGE RATE(%): SECOND YEAR STUDENTS

	Our High School		High Schools with Students Like Ours	
	2012	2013	2012	2013
Passed 2 subtests (%)	N/A	100.0%	88.1%	90.0%
Passed 1 subtest (%)	N/A	N/A	7.2%	7.4%
Passed no subtests (%)	N/A	N/A	4.7%	3.6%

HSAP PASSAGE RATE (%) BY SPRING 2013

	Our High School	High Schools with Students Like Ours
Passage Rate	N/A	95.7%

ON-TIME GRADUATION RATE

	Our High School	High Schools with Students Like Ours
Number of students	N/A	350
Number of Diplomas	N/A	300
Rate (%)	N/A	86.1%


END OF COURSE TESTS - 2013

% of students scoring 70 or above on:	Our High School	High Schools with Students Like Ours
Algebra 1/Math for the Technologies 2	100.0	87.9
English 1	92.9	83.9
Biology 1/Applied Biology 2	91.4	88.0
US History and the Constitution	96.0	75.5
All Tests	93.6	83.7


NAEP PERFORMANCE*

* Performance reported for SC and nation, data not available at school level. Percentages at NAEP Achievement Levels.


READING – GRADE 8 (2011)



MATH – GRADE 8 (2011)



SCIENCE – GRADE 8 (2011)



SC PERFORMANCE VISION

By 2020 all students will graduate with the knowledge and skills necessary to compete successfully in the global economy, participate in a democratic society and contribute positively as members of families and communities.

Abbreviations Key

N/A Not Applicable N/AV Not Available N/C Not Collected N/R Not Reported I/S Insufficient Sample TBD To be determined

Palmetto Scholars Academy [SC Public Charter]

SCHOOL PROFILE

	Our School	Change from Last Year	High Schools with Students Like Ours	Median High School
Students (n=302)				
Retention rate	0.0%	N/A	1.4%	2.9%
Attendance rate	96.7%	N/A	95.3%	95.1%
Served by gifted and talented program	51.7%	N/A	33.8%	17.5%
With disabilities	0.0%	N/A	8.7%	11.9%
Older than usual for grade	0.0%	N/A	4.1%	7.9%
Out-of-school suspensions or expulsions for violent and/or criminal offenses	0.0%	N/R	1.1%	1.1%
Enrolled in AP/IB programs	N/R	N/R	34.9%	15.1%
Successful on AP/IB exams	32.0%	N/A	53.0%	51.5%
Eligible for LIFE Scholarship	N/R	N/R	35.6%	30.6%
Annual dropout rate	0.0%	N/A	1.5%	2.3%
Career/technology students in co-curricular organizations	N/A	N/A	N/A	N/A
Enrollment in career/technology courses	N/A	N/A	N/A	N/A
Career/technology students attaining technical skills	N/A	N/A	N/A	N/A
Teachers (n=19)				
Teachers with advanced degrees	47.4%	N/A	67.0%	63.4%
Continuing contract teachers	47.4%	N/A	82.4%	78.8%
Teachers returning from previous year	N/A	N/A	88.6%	86.2%
Teacher attendance rate	98.6%	N/R	95.6%	95.2%
Average teacher salary*	\$40,049	I/S	\$49,842	\$48,699
Classes not taught by highly qualified teachers	9.0%	N/A	1.4%	2.5%
Professional development days/teacher	0.4 days	N/R	7.8 days	9.8 days
School				
Principal's years at school	1.0	N/R	3.0	3.0
Student-teacher ratio in core subjects	N/R	N/R	29.4 to 1	26.9 to 1
Prime instructional time	95.3%	N/R	90.4%	89.0%
Dollars spent per pupil**	\$6,208	N/A	\$7,103	\$7,919
Percent of expenditures for teacher salaries**	47.0%	N/A	58.0%	57.0%
Percent of expenditures for instruction**	53.0%	N/A	60.0%	60.0%
Opportunities in the arts	Excellent	N/R	Excellent	Excellent
SACS accreditation	No	N/R	Yes	Yes
Parents attending conferences	87.3%	N/R	99.1%	97.7%
Character development program	Average	N/R	Good	Good
ESEA composite index score	100.0	N/A	88.2	77.4

* Length of contract = 185+ days.

** Prior year audited financial data available.

REPORT OF PRINCIPAL AND SCHOOL IMPROVEMENT COUNCIL

Palmetto Scholars Academy provides a differentiated program designed to meet the educational needs of intellectually gifted learners, address their distinctive social and emotional needs, promote individual character development and instill a life-long love of learning. Our students engage with leading innovative organizations in higher education, business and science, to empower them to make original and impactful contributions toward the elevation of South Carolina in the areas of education, commerce, arts and science.

Our students come together from all areas of the LowCountry, including Berkeley, Charleston, Colleton, and Dorchester Counties, and represent a diverse population in terms of ethnicity, religion, and socioeconomic status. In order to meet the school's mission, all students are in honors or advanced courses, and flexible scheduling allows faculty to meet the individual needs of each gifted learner. Visitors to the school would likely see cooperative groupings, discussion, debate, seminars, and inquiry-based learning as they walk the hallways. Most faculty have advanced degrees and all are dedicated to providing research-based, student-centered instruction for gifted learners. The development of our curriculum is facilitated by nationally recognized leaders in the field of gifted education who ensure that the latest research on best practices in gifted education is incorporated at all grade levels.

During the third year of operation, students at Palmetto Scholars Academy made tremendous positive gains, continuing to excel in statewide assessments, being selected as the first school in South Carolina to send a student research experiment to the International Space Station, being selected as a NASA Partner School through the College of Charleston's NASA Consortium, and having several teachers selected for participation in highly sought after teacher education programs including a social studies teacher who was selected for participation in the Library of Congress's teacher education program in Washington, DC. Community service requirements have expanded during the 2012-13 school year, and PSA continues to work supporting local charitable events on a regular basis.

The school community, which consists of faculty, staff, students, and supportive parents, is proud of the great accomplishments and successes that Palmetto Scholars Academy has been able to achieve in only three years of operation. An active parent organization, partnered with a long-range strategic plan, ensures a successful vision for our school's future as South Carolina's first public charter for gifted education. We are driven by our mission and strive to maintain the highest of standards in order to meet the unique needs of gifted learners.

EVALUATION RESULTS

	Teachers	Students*	Parents*
Number of surveys returned	N/A	73	14
Percent satisfied with learning environment	N/A	65.7%	78.6%
Percent satisfied with social and physical environment	N/A	67.1%	64.3%
Percent satisfied with school-home relations	N/A	86%	71.4%

*Only eleventh grade students and their parents were included. For schools without grade eleven, only the highest grade was included.

Comprehensive detail, including definitions of ratings, performance criteria, and explanations of status, is available on www.ed.sc.gov and www.eoc.sc.gov as well as school and school district websites.

Printed versions are available from school districts upon request.

Abbreviations Key

N/A Not Applicable N/AV Not Available N/C Not Collected N/R Not Reported I/S Insufficient Sample TBD To be determined
NI Newly Identified CSI Continuing School Improvement CA Corrective Action RP Plan to Restructure R Restructure DELAY School Improvement Status HOLD School Improvement Status