



SC Annual School Report Card Summary

SC Connections Academy
 SC Public Charter
 Grades: K-12 Enrollment: 2,885
 Principal: Allison R. Reaves
 Superintendent: Wayne Brazell, Ph. D.
 Board Chair: Don McLaurin

PERFORMANCE

Comprehensive detail, including definitions of ratings, performance criteria, and explanations of status, is available on www.ed.sc.gov and www.eoc.sc.gov as well as school and school district websites. Printed versions are available from school districts upon request.

YEAR	ABSOLUTE RATING	GROWTH RATING	PALMETTO GOLD AND SILVER AWARD		ESEA/FEDERAL ACCOUNTABILITY RATING SYSTEM	
			General Performance	Closing the Gap	ESEA Grade	Accountability Indicator
2013	At-Risk	Below Average	TBD	TBD	C	N/A
2012	At-Risk	At-Risk	N/A	Silver	C	N/A
2011	Below Average	N/A	N/A	N/A	Not Met	CSI-AYP

ABSOLUTE RATINGS OF HIGH SCHOOLS WITH STUDENTS LIKE OURS*

EXCELLENT	GOOD	AVERAGE	BELOW AVERAGE	AT-RISK
26	6	0	0	2

* Ratings are calculated with data available by 11/07/2013. Schools with Students Like Ours are High Schools with Poverty Indices of no more than 5% above or below the index for this school.

HIGH SCHOOL ASSESSMENT PROGRAM(HSAP) EXAM PASSAGE RATE(%): SECOND YEAR STUDENTS

	Our High School		High Schools with Students Like Ours	
	2012	2013	2012	2013
Passed 2 subtests (%)	65.4%	77.5%	78.2%	84.8%
Passed 1 subtest (%)	26.9%	18.9%	13.5%	10.0%
Passed no subtests (%)	7.8%	3.6%	8.4%	5.6%

HSAP PASSAGE RATE (%) BY SPRING 2013

	Our High School	High Schools with Students Like Ours
Passage Rate	75.0%	92.1%

ON-TIME GRADUATION RATE

	Our High School	High Schools with Students Like Ours
Number of students	440	327
Number of Diplomas	136	249
Rate (%)	30.9%	76.8%


END OF COURSE TESTS - 2013

% of students scoring 70 or above on:	Our High School	High Schools with Students Like Ours
Algebra 1/Math for the Technologies 2	57.0	79.5
English 1	79.7	76.1
Biology 1/Applied Biology 2	78.8	81.1
US History and the Constitution	48.3	65.8
All Tests	67.7	75.3


NAEP PERFORMANCE*

* Performance reported for SC and nation, data not available at school level. Percentages at NAEP Achievement Levels.


READING – GRADE 8 (2011)



MATH – GRADE 8 (2011)



SCIENCE – GRADE 8 (2011)



SC PERFORMANCE VISION

By 2020 all students will graduate with the knowledge and skills necessary to compete successfully in the global economy, participate in a democratic society and contribute positively as members of families and communities.

Abbreviations Key

N/A Not Applicable N/AV Not Available N/C Not Collected N/R Not Reported I/S Insufficient Sample TBD To be determined

SC Connections Academy [SC Public Charter]

SCHOOL PROFILE

	Our School	Change from Last Year	High Schools with Students Like Ours	Median High School
Students (n=2,885)				
Retention rate	3.4%	Up from 2.9%	2.5%	2.9%
Attendance rate	96.7%	Down from 98.3%	94.6%	95.1%
Served by gifted and talented program	7.5%	N/A	19.8%	17.5%
With disabilities	9.2%	N/A	11.8%	11.9%
Older than usual for grade	7.6%	N/A	6.5%	7.9%
Out-of-school suspensions or expulsions for violent and/or criminal offenses	0.0%	No Change	1.3%	1.1%
Enrolled in AP/IB programs	7.9%	Down from 12.0%	19.8%	15.1%
Successful on AP/IB exams	N/A	N/A	53.3%	51.5%
Eligible for LIFE Scholarship	2.7%	Up from 0.8%	37.0%	30.6%
Annual dropout rate	4.4%	Up from 0.4%	2.7%	2.3%
Career/technology students in co-curricular organizations	N/A	N/A	N/A	N/A
Enrollment in career/technology courses	N/A	N/A	N/A	N/A
Career/technology students attaining technical skills	N/A	N/A	N/A	N/A
Teachers (n=78)				
Teachers with advanced degrees	57.7%	Up from 51.4%	65.7%	63.4%
Continuing contract teachers	87.2%	Up from 73.0%	85.2%	78.8%
Teachers returning from previous year	87.2%	Up from 81.6%	88.2%	86.2%
Teacher attendance rate	94.4%	Down from 96.0%	94.6%	95.2%
Average teacher salary*	\$36,017	Up 1.2%	\$50,458	\$48,699
Classes not taught by highly qualified teachers	3.2%	Down from 10.9%	1.7%	2.5%
Professional development days/teacher	14.2 days	Up from 12.4 days	11.1 days	9.8 days
School				
Principal's years at school	4.0	Up from 3.0	4.0	3.0
Student-teacher ratio in core subjects	N/R	N/R	28.3 to 1	26.9 to 1
Prime instructional time	90.5%	Down from 94.0%	87.8%	89.0%
Dollars spent per pupil**	\$5,730	Up 11.8%	\$7,269	\$7,919
Percent of expenditures for teacher salaries**	43.0%	Down from 52.6%	56.5%	57.0%
Percent of expenditures for instruction**	88.0%	Up from 83.0%	60.0%	60.0%
Opportunities in the arts	Good	No Change	Excellent	Excellent
SACS accreditation	Yes	No Change	Yes	Yes
Parents attending conferences	100.0%	No Change	96.2%	97.7%
Character development program	Good	Down from Excellent	Good	Good
ESEA composite index score	77.9	Up from 74.0	83.2	77.4

* Length of contract = 185+ days.

** Prior year audited financial data available.

EVALUATION RESULTS

	Teachers	Students*	Parents*
Number of surveys returned	21	36	124
Percent satisfied with learning environment	100%	94.5%	95.1%
Percent satisfied with social and physical environment	86.3%	100%	79.5%
Percent satisfied with school-home relations	95.4%	94.6%	92.1%

*Only eleventh grade students and their parents were included. For schools without grade eleven, only the highest grade was included.

REPORT OF PRINCIPAL AND SCHOOL IMPROVEMENT COUNCIL

South Carolina Connections Academy (SCCA) is an AdvancED accredited, pioneering, public virtual charter school that opened during the 2008-2009 school year as a member of the SC Public Charter School District. SCCA offers a premier online education to students in grades K-12 regardless of where they reside in the state. Our curriculum is aligned to common core standards and meets national and state standards while simultaneously meeting the personal needs of all of our students. Students progress through the program under the guidance of their Learning Coach (typically a parent or guardian) in conjunction with their highly qualified SC certified teachers. Regular interaction occurs via phone, e-mail, Field Trips, and live web conferences. Student work is then submitted online for teacher review. Our user friendly Education Management System (EMS) includes: coursework, a daily planner, a grade book, attendance recorder, communication tools, a virtual library, message boards, and supplemental learning programs. The EMS provides all the necessary information, at your fingertips, to successfully learn anywhere there is an internet connection. This unique system sets us apart from all other virtual charter schools. SCCA offers advanced curriculum to Gifted and Talented students in grades 3 through 8 Science, Math, and Language Arts. These students participate in a Literature Study course using the Junior Great Books series. Teachers in our Special Education Department serve students according to Individualized Education Plans or 504 plans. Students requiring speech services participate in Virtual Speech sessions. Occupational Therapy, Physical Therapy, and Speech Services are also provided through contracted, certified providers. Our high school program includes approximately 1,161 students across the state. The selection of courses we offer is varied and challenging. Students are able to study Foreign Languages such as Mandarin Chinese, Latin, French, and Spanish. We also offer 20 Advanced Placement courses and a variety of college preparatory electives. Our graduation requirements are more rigorous than the state mandates. SCCA requires all students to successfully complete two years of foreign languages or humanities. In addition, a full year of health and a full year of American Government are required. In an effort to create a sense of community, various Field Trips and teacher created face-to-face learning experiences were planned statewide. These opportunities allowed students, parents, and teachers to interact and socialize. Over 100 opportunities were held during the 2012-2013 school year including museum, zoo and aquarium tours; environmental awareness activities; an arts festival featuring student work; academic hands on activities; a Field Day, and Graduation.

Allison R. Reaves
SCCA Executive Director

Tracey Williams
SIC Chair

Comprehensive detail, including definitions of ratings, performance criteria, and explanations of status, is available on www.ed.sc.gov and www.eoc.sc.gov as well as school and school district websites.

Printed versions are available from school districts upon request.

Abbreviations Key

N/A Not Applicable N/AV Not Available N/C Not Collected N/R Not Reported I/S Insufficient Sample TBD To be determined

NI Newly Identified CSI Continuing School Improvement CA Corrective Action RP Plan to Restructure R Restructure DELAY School Improvement Status HOLD School Improvement Status