

# SC Annual School Report Card Summary

Nation Ford High School  
 York 4  
 Grades: 9-12 Enrollment: 1,518  
 Principal: Beverley Bowman  
 Superintendent: Dr. James N. Epps, Jr.  
 Board Chair: Patrick White

## PERFORMANCE

Comprehensive detail, including definitions of ratings, performance criteria, and explanations of status, is available on [www.ed.sc.gov](http://www.ed.sc.gov) and [www.eoc.sc.gov](http://www.eoc.sc.gov) as well as school and school district websites. Printed versions are available from school districts upon request.

YEAR	ABSOLUTE RATING	GROWTH RATING	PALMETTO GOLD AND SILVER AWARD		ESEA/FEDERAL ACCOUNTABILITY RATING SYSTEM	
			General Performance	Closing the Gap	ESEA Grade	Accountability Indicator
2013	Excellent	Good	TBD	TBD	B	N/A
2012	Excellent	Excellent	Gold	N/A	B	N/A
2011	Excellent	Good	Gold	Gold	Not Met	N/A

## ABSOLUTE RATINGS OF HIGH SCHOOLS WITH STUDENTS LIKE OURS\*

EXCELLENT	GOOD	AVERAGE	BELOW AVERAGE	AT-RISK
6	0	0	0	0

\* Ratings are calculated with data available by 11/07/2013. Schools with Students Like Ours are High Schools with Poverty Indices of no more than 5% above or below the index for this school.

## HIGH SCHOOL ASSESSMENT PROGRAM(HSAP) EXAM PASSAGE RATE(%): SECOND YEAR STUDENTS

	Our High School		High Schools with Students Like Ours	
	2012	2013	2012	2013
Passed 2 subtests (%)	95.0%	96.3%	91.7%	94.9%
Passed 1 subtest (%)	4.0%	1.9%	5.0%	3.4%
Passed no subtests (%)	1.0%	1.9%	3.3%	1.7%

## HSAP PASSAGE RATE (%) BY SPRING 2013

	Our High School	High Schools with Students Like Ours
Passage Rate	99.1%	98.6%

## ON-TIME GRADUATION RATE




	Our High School	High Schools with Students Like Ours
Number of students	367	425
Number of Diplomas	333	370
Rate (%)	90.7%	89.4%

## END OF COURSE TESTS - 2013

% of students scoring 70 or above on:	Our High School	High Schools with Students Like Ours
Algebra 1/Math for the Technologies 2	96.5	93.2
English 1	89.8	90.7
Biology 1/Applied Biology 2	95.6	92.1
US History and the Constitution	83.9	79.5
All Tests	91.0	89.2

## NAEP PERFORMANCE\*

\* Performance reported for SC and nation, data not available at school level. Percentages at NAEP Achievement Levels.



## SC PERFORMANCE VISION

*By 2020 all students will graduate with the knowledge and skills necessary to compete successfully in the global economy, participate in a democratic society and contribute positively as members of families and communities.*

### Abbreviations Key

N/A Not Applicable N/AV Not Available N/C Not Collected N/R Not Reported I/S Insufficient Sample TBD To be determined

# Nation Ford High School [York 4]

## SCHOOL PROFILE

	Our School	Change from Last Year	High Schools with Students Like Ours	Median High School
<b>Students (n=1,518)</b>				
Retention rate	4.0%	Up from 3.0%	2.6%	2.9%
Attendance rate	96.7%	Down from 97.1%	96.2%	95.1%
Served by gifted and talented program	31.7%	N/A	33.5%	17.5%
With disabilities	8.8%	N/A	8.0%	11.9%
Older than usual for grade	4.4%	N/A	4.5%	7.9%
Out-of-school suspensions or expulsions for violent and/or criminal offenses	0.2%	Down from 0.3%	0.3%	1.1%
Enrolled in AP/IB programs	35.4%	Down from 37.3%	31.0%	15.1%
Successful on AP/IB exams	79.0%	Up from 74.2%	78.6%	51.5%
Eligible for LIFE Scholarship	57.5%	Up from 40.6%	69.8%	30.6%
Annual dropout rate	1.3%	Up from 1.1%	0.7%	2.3%
Career/technology students in co-curricular organizations	N/A	N/A	N/A	N/A
Enrollment in career/technology courses	N/A	N/A	N/A	N/A
Career/technology students attaining technical skills	N/A	N/A	N/A	N/A
<b>Teachers (n=102)</b>				
Teachers with advanced degrees	76.5%	Up from 73.7%	71.9%	63.4%
Continuing contract teachers	87.3%	Up from 84.8%	81.9%	78.8%
Teachers returning from previous year	91.9%	Down from 92.2%	89.4%	86.2%
Teacher attendance rate	95.1%	N/R	95.6%	95.2%
Average teacher salary*	\$52,731	Up 1.6%	\$50,334	\$48,699
Classes not taught by highly qualified teachers	3.9%	Down from 4.1%	2.6%	2.5%
Professional development days/teacher	5.9 days	Down from 6.1 days	10.5 days	9.8 days
<b>School</b>				
Principal's years at school	7.0	Up from 6.0	5.0	3.0
Student-teacher ratio in core subjects	28.6 to 1	Up from 26.7 to 1	29.6 to 1	26.9 to 1
Prime instructional time	91.5%	N/R	91.0%	89.0%
Dollars spent per pupil**	\$6,733	Up 8.5%	\$6,449	\$7,919
Percent of expenditures for teacher salaries**	64.0%	Up from 62.2%	61.0%	57.0%
Percent of expenditures for instruction**	65.0%	Up from 63.3%	63.5%	60.0%
Opportunities in the arts	Excellent	No Change	Excellent	Excellent
SACS accreditation	Yes	No Change	Yes	Yes
Parents attending conferences	94.7%	Up from 83.3%	95.9%	97.7%
Character development program	Average	No Change	Excellent	Good
ESEA composite index score	88.7	Down from 89.5	91.0	77.4

\* Length of contract = 185+ days.

\*\* Prior year audited financial data available.

## REPORT OF PRINCIPAL AND SCHOOL IMPROVEMENT COUNCIL

Even though Nation Ford High School has been in existence only six years, the students and staff have already demonstrated a commitment to excellence! We continue our focus on what matters most—improving teacher efficacy and student learning! Our faculty and staff strive to maximize every student's potential by ensuring a relevant, viable curriculum and high quality instruction.

The 2012-2013 school year has been quite memorable. Newsweek conducted a national study of American high schools. As a result, Nation Ford was ranked eighth in the state. US News also ranked high schools throughout the United States. Nation Ford ranked tenth in the state. These outstanding rankings are evidence of the hard work and dedication of both the staff and students.

Nation Ford earned "Excellent" ratings on the school report card and received a Palmetto Gold Award for General Performance. The graduation rate is at an all-time high—over 94% of our students are graduating on time, and 95% of our students are passing HSAP on the first attempt.

Many of our students demonstrated excellence in extra-curricular activities as well. Several athletic teams earned region championships and went on to compete at the next level. The NFHS Marching Band placed second at State and went on to earn a number of accolades at other competitions.

The Nation Ford journalism program earned 34 awards this year—the most ever—for their publications and the broadcasting news program. The NFHS MCJROTC was designated a Naval Honor School, and the Rifle team placed in the top 10 nationally.

Lastly, our year concluded with a memorable graduation ceremony! We awarded 338 diplomas, and anticipate 90% of those graduates to pursue a post-secondary education this fall. The class of 2013 earned over \$4,000,000 in scholarships, with 26 graduates qualifying for Palmetto Fellows, 137 for LIFE, and 48 for HOPE Scholarships. We are very proud of them and wish them much success and happiness in their future endeavors!

Beverley Bowman, Principal  
Darryl Harvey, SIC Chairperson

## EVALUATION RESULTS

	Teachers	Students*	Parents*
Number of surveys returned	80	323	32
Percent satisfied with learning environment	97.5%	84.6%	87.5%
Percent satisfied with social and physical environment	95%	84.6%	81.9%
Percent satisfied with school-home relations	97.5%	84.1%	78.2%

\*Only eleventh grade students and their parents were included. For schools without grade eleven, only the highest grade was included.

Comprehensive detail, including definitions of ratings, performance criteria, and explanations of status, is available on [www.ed.sc.gov](http://www.ed.sc.gov) and [www.eoc.sc.gov](http://www.eoc.sc.gov) as well as school and school district websites.

Printed versions are available from school districts upon request.

### Abbreviations Key

N/A Not Applicable N/AV Not Available N/C Not Collected N/R Not Reported I/S Insufficient Sample TBD To be determined

NI Newly Identified CSI Continuing School Improvement CA Corrective Action RP Plan to Restructure R Restructure DELAY School Improvement Status HOLD School Improvement Status