



SC Annual School Report Card Summary

Rock Hill High School
 York 3 - Rock Hill
 Grades: 9-12 Enrollment: 1,954
 Principal: Arthur W. Ahl II
 Superintendent: Dr. Lynn P. Moody
 Board Chair: Jim Vining

PERFORMANCE

Comprehensive detail, including definitions of ratings, performance criteria, and explanations of status, is available on www.ed.sc.gov and www.eoc.sc.gov as well as school and school district websites. Printed versions are available from school districts upon request.

YEAR	ABSOLUTE RATING	GROWTH RATING	PALMETTO GOLD AND SILVER AWARD		ESEA/FEDERAL ACCOUNTABILITY RATING SYSTEM	
			General Performance	Closing the Gap	ESEA Grade	Accountability Indicator
2013	Good	Below Average	TBD	TBD	D	N/A
2012	Good	Below Average	N/A	N/A	C	N/A
2011	Excellent	Below Average	N/A	N/A	Not Met	N/A

ABSOLUTE RATINGS OF HIGH SCHOOLS WITH STUDENTS LIKE OURS*

EXCELLENT	GOOD	AVERAGE	BELOW AVERAGE	AT-RISK
25	6	0	0	2

* Ratings are calculated with data available by 11/07/2013. Schools with Students Like Ours are High Schools with Poverty Indices of no more than 5% above or below the index for this school.

HIGH SCHOOL ASSESSMENT PROGRAM(HSAP) EXAM PASSAGE RATE(%): SECOND YEAR STUDENTS

	Our High School		High Schools with Students Like Ours	
	2012	2013	2012	2013
Passed 2 subtests (%)	81.3%	78.8%	82.2%	84.9%
Passed 1 subtest (%)	10.7%	13.8%	11.4%	10.0%
Passed no subtests (%)	8.0%	7.5%	6.9%	5.6%

HSAP PASSAGE RATE (%) BY SPRING 2013

	Our High School	High Schools with Students Like Ours
Passage Rate	92.2%	92.2%

ON-TIME GRADUATION RATE




	Our High School	High Schools with Students Like Ours
Number of students	518	314
Number of Diplomas	391	241
Rate (%)	75.5%	77.7%

END OF COURSE TESTS - 2013

% of students scoring 70 or above on:	Our High School	High Schools with Students Like Ours
Algebra 1/Math for the Technologies 2	75.9	79.7
English 1	71.6	76.4
Biology 1/Applied Biology 2	76.9	81.2
US History and the Constitution	57.4	66.0
All Tests	70.8	75.6

NAEP PERFORMANCE*

* Performance reported for SC and nation, data not available at school level. Percentages at NAEP Achievement Levels.



SC PERFORMANCE VISION

By 2020 all students will graduate with the knowledge and skills necessary to compete successfully in the global economy, participate in a democratic society and contribute positively as members of families and communities.

Abbreviations Key

N/A Not Applicable N/AV Not Available N/C Not Collected N/R Not Reported I/S Insufficient Sample TBD To be determined

Rock Hill High School [York 3 - Rock Hill]

SCHOOL PROFILE

	Our School	Change from Last Year	High Schools with Students Like Ours	Median High School
Students (n=1,954)				
Retention rate	4.5%	No Change	2.4%	2.9%
Attendance rate	93.5%	Up from 93.3%	94.6%	95.1%
Served by gifted and talented program	17.3%	N/A	20.5%	17.5%
With disabilities	14.5%	N/A	11.7%	11.9%
Older than usual for grade	6.2%	N/A	6.4%	7.9%
Out-of-school suspensions or expulsions for violent and/or criminal offenses	6.0%	Up from 4.7%	1.2%	1.1%
Enrolled in AP/IB programs	23.5%	Up from 20.1%	20.4%	15.1%
Successful on AP/IB exams	57.5%	Down from 61.4%	52.7%	51.5%
Eligible for LIFE Scholarship	30.3%	Down from 54.0%	34.6%	30.6%
Annual dropout rate	4.1%	Down from 5.6%	2.6%	2.3%
Career/technology students in co-curricular organizations	N/A	N/A	N/A	N/A
Enrollment in career/technology courses	N/A	N/A	N/A	N/A
Career/technology students attaining technical skills	N/A	N/A	N/A	N/A
Teachers (n=109)				
Teachers with advanced degrees	71.6%	Up from 71.0%	65.4%	63.4%
Continuing contract teachers	78.0%	Up from 77.6%	84.3%	78.8%
Teachers returning from previous year	88.5%	Down from 89.4%	88.0%	86.2%
Teacher attendance rate	96.1%	Up from 95.8%	94.6%	95.2%
Average teacher salary*	\$51,523	Up 5.0%	\$50,484	\$48,699
Classes not taught by highly qualified teachers	1.0%	Up from 0.0%	1.5%	2.5%
Professional development days/teacher	3.1 days	Down from 15.6 days	11.5 days	9.8 days
School				
Principal's years at school	2.5	Up from 1.0	4.0	3.0
Student-teacher ratio in core subjects	32.4 to 1	Up from 32.0 to 1	28.2 to 1	26.9 to 1
Prime instructional time	88.5%	Up from 88.0%	87.9%	89.0%
Dollars spent per pupil**	\$6,470	Up 8.9%	\$7,340	\$7,919
Percent of expenditures for teacher salaries**	62.0%	Down from 63.2%	57.5%	57.0%
Percent of expenditures for instruction**	64.0%	Down from 64.2%	61.0%	60.0%
Opportunities in the arts	Excellent	No Change	Excellent	Excellent
SACS accreditation	Yes	No Change	Yes	Yes
Parents attending conferences	93.9%	Up from 92.0%	96.2%	97.7%
Character development program	Good	Up from Average	Good	Good
ESEA composite index score	68.1	Down from 74.4	83.2	77.4

* Length of contract = 185+ days.

** Prior year audited financial data available.

EVALUATION RESULTS

	Teachers	Students*	Parents*
Number of surveys returned	115	238	86
Percent satisfied with learning environment	91.3%	70.2%	79.1%
Percent satisfied with social and physical environment	96.6%	70.5%	70.6%
Percent satisfied with school-home relations	79.6%	85%	74.1%

*Only eleventh grade students and their parents were included. For schools without grade eleven, only the highest grade was included.

Comprehensive detail, including definitions of ratings, performance criteria, and explanations of status, is available on www.ed.sc.gov and www.eoc.sc.gov as well as school and school district websites.

Printed versions are available from school districts upon request.

REPORT OF PRINCIPAL AND SCHOOL IMPROVEMENT COUNCIL

The Rock Hill High School faculty and staff continued to set high expectations for all students this year in academics, the arts, athletics, character, extra-curricular activities, and community involvement. This past year we had 22 students graduate with highest honors, 22 with honors, and 73 students to receive a gold seal diploma. Sixty-six students were CATE completers, and 27 seniors attempted to earn an International Baccalaureate diploma. Out of 432 graduating seniors, 145 earned LIFE or Palmetto Fellows scholarships. The grand total of all scholarships offered to graduates was a record-breaking \$9.86 million dollars.

In the arts, students earned 74 individual recognitions. Students performed in All State choral, orchestral, and band instrumental ensembles, and competed in Visual Arts and Drama showcases. The Band of Distinction came in fourth place in the state 4A marching band competition and received the South Carolina Band Directors Association's Outstanding Performance Award for the 15th consecutive year. Our Chorus received straight superior ratings in all competitions, and 5 members were selected to be in the National Choir. Our Drama Department placed 7th in the SC Theatre Association's Secondary Festival and received 2 Superior ratings at the Palmetto Dramatic Association/South Carolina Thespian Festival where 2 students won 1st place for their duet acting performance. In extra-curricular activities, 29 students from the Business Professionals of America team won state honors at the SC Leadership Conference, and 5 of those students won national honors at the National Leadership Conference. Our ROTC won the Outstanding Organization Award and 23 cadets earned national awards. Four-hundred ninety-one students competed on school athletic teams; Forty two seniors were named scholar athletes, 9 were selected to play in SC All-Star games, and 14 signed to play college sports. Many of our teams and individual athletes won district, region and state honors. The Volleyball team was an Upper State Finalist, and the Wrestling team had 1 State Runner-up. The Boys 4X100 team won 3rd place at the state meet. We had 45 All-Region athletes and 11 All-State athletes.

All faculty and staff continued to focus on improving students' achievement on End of Course, HSAP, and SAT testing and will continue to work with students to provide the best education possible. EOC scores improved in Biology, English 1 and History. One student earned the National Merit Achievement Award. Teacher professional development focused this past year on the six shifts in the Common Core State Standards. The Positive Behavior Interventions and Supports program was implemented this year to improve school climate and character education at RHHS. By the end of the school year students had been recognized with 2760 Bearcats Bucks for showing Bearcat PRIDE (Participation, Respect, Integrity, Dedication, & Excellence). We hope to give out even more next school year!

Reico Barber, SIC Chair
Arthur W. Ahl II, Principal

Abbreviations Key

N/A Not Applicable N/AV Not Available N/C Not Collected N/R Not Reported I/S Insufficient Sample TBD To be determined
NI Newly Identified CSI Continuing School Improvement CA Corrective Action RP Plan to Restructure R Restructure DELAY School Improvement Status HOLD School Improvement Status