



SC Annual School Report Card Summary

Mid-Carolina High School
 Newberry County
 Grades: 9-12
 Principal: Ray Cooper
 Superintendent: Bennie Bennett
 Board Chair: Jody Hamm

Enrollment: 753

PERFORMANCE

Comprehensive detail, including definitions of ratings, performance criteria, and explanations of status, is available on www.ed.sc.gov and www.eoc.sc.gov as well as school and school district websites. Printed versions are available from school districts upon request.

YEAR	ABSOLUTE RATING	GROWTH RATING	PALMETTO GOLD AND SILVER AWARD		ESEA/FEDERAL ACCOUNTABILITY RATING SYSTEM	
			General Performance	Closing the Gap	ESEA Grade	Accountability Indicator
2013	Excellent	Good	TBD	TBD	C	N/A
2012	Good	Below Average	N/A	N/A	C	N/A
2011	Good	Below Average	N/A	N/A	Not Met	N/A

ABSOLUTE RATINGS OF HIGH SCHOOLS WITH STUDENTS LIKE OURS*

EXCELLENT	GOOD	AVERAGE	BELOW AVERAGE	AT-RISK
27	3	0	0	0

* Ratings are calculated with data available by 11/07/2013. Schools with Students Like Ours are High Schools with Poverty Indices of no more than 5% above or below the index for this school.

HIGH SCHOOL ASSESSMENT PROGRAM(HSAP) EXAM PASSAGE RATE(%): SECOND YEAR STUDENTS

	Our High School		High Schools with Students Like Ours	
	2012	2013	2012	2013
Passed 2 subtests (%)	82.6%	82.9%	84.4%	85.8%
Passed 1 subtest (%)	9.2%	13.3%	10.1%	9.5%
Passed no subtests (%)	8.2%	3.9%	6.2%	5.2%

HSAP PASSAGE RATE (%) BY SPRING 2013

	Our High School	High Schools with Students Like Ours
Passage Rate	92.9%	94.7%

ON-TIME GRADUATION RATE




	Our High School	High Schools with Students Like Ours
Number of students	188	341
Number of Diplomas	160	274
Rate (%)	85.1%	80.7%

END OF COURSE TESTS - 2013

% of students scoring 70 or above on:	Our High School	High Schools with Students Like Ours
Algebra 1/Math for the Technologies 2	80.0	78.8
English 1	63.6	76.4
Biology 1/Applied Biology 2	73.1	82.3
US History and the Constitution	53.6	66.5
All Tests	67.2	75.9

NAEP PERFORMANCE*

* Performance reported for SC and nation, data not available at school level. Percentages at NAEP Achievement Levels.



SC PERFORMANCE VISION

By 2020 all students will graduate with the knowledge and skills necessary to compete successfully in the global economy, participate in a democratic society and contribute positively as members of families and communities.

Abbreviations Key

N/A Not Applicable N/AV Not Available N/C Not Collected N/R Not Reported I/S Insufficient Sample TBD To be determined

Mid-Carolina High School [Newberry County]

SCHOOL PROFILE

	Our School	Change from Last Year	High Schools with Students Like Ours	Median High School
Students (n=753)				
Retention rate	0.9%	Down from 2.0%	2.4%	2.9%
Attendance rate	96.8%	No Change	95.3%	95.1%
Served by gifted and talented program	22.5%	N/A	25.3%	17.5%
With disabilities	13.0%	N/A	10.9%	11.9%
Older than usual for grade	4.3%	N/A	6.1%	7.9%
Out-of-school suspensions or expulsions for violent and/or criminal offenses	0.5%	Down from 0.7%	1.2%	1.1%
Enrolled in AP/IB programs	10.9%	Down from 14.9%	22.4%	15.1%
Successful on AP/IB exams	36.0%	Down from 54.3%	54.0%	51.5%
Eligible for LIFE Scholarship	29.0%	Down from 58.8%	34.0%	30.6%
Annual dropout rate	1.3%	Up from 1.1%	2.4%	2.3%
Career/technology students in co-curricular organizations	N/A	N/A	N/A	N/A
Enrollment in career/technology courses	N/A	N/A	N/A	N/A
Career/technology students attaining technical skills	N/A	N/A	N/A	N/A
Teachers (n=43)				
Teachers with advanced degrees	81.4%	Up from 79.1%	66.7%	63.4%
Continuing contract teachers	86.0%	Up from 83.7%	80.3%	78.8%
Teachers returning from previous year	88.1%	Down from 89.3%	87.9%	86.2%
Teacher attendance rate	95.5%	Up from 93.9%	95.1%	95.2%
Average teacher salary*	\$45,949	Up 1.5%	\$49,922	\$48,699
Classes not taught by highly qualified teachers	0.0%	No Change	1.5%	2.5%
Professional development days/teacher	11.1 days	Up from 8.7 days	11.1 days	9.8 days
School				
Principal's years at school	1.0	Down from 10.0	6.0	3.0
Student-teacher ratio in core subjects	23.6 to 1	Down from 25.4 to 1	28.7 to 1	26.9 to 1
Prime instructional time	91.3%	Up from 89.2%	88.8%	89.0%
Dollars spent per pupil**	\$7,332	Up 5.4%	\$7,331	\$7,919
Percent of expenditures for teacher salaries**	57.0%	Down from 57.5%	60.0%	57.0%
Percent of expenditures for instruction**	58.0%	Down from 58.1%	61.0%	60.0%
Opportunities in the arts	Excellent	Up from Good	Excellent	Excellent
SACS accreditation	Yes	No Change	Yes	Yes
Parents attending conferences	74.8%	Down from 92.1%	97.6%	97.7%
Character development program	Average	Down from Good	Good	Good
ESEA composite index score	77.6	Up from 75.5	82.4	77.4

* Length of contract = 185+ days.

** Prior year audited financial data available.

REPORT OF PRINCIPAL AND SCHOOL IMPROVEMENT COUNCIL

Mid-Carolina High School is a school with a proud past and a promising future. MCHS continued its long-standing tradition of excellence during the 2012-2013 school year.

The focus for school improvement has been, and will continue to be, student achievement. We were very pleased to see the number of students challenging themselves by taking Advanced Placement courses continues to rise from 2011-12 to 2012-13. Thirty-Five percent of our graduating class qualified for the LIFE scholarship at a two- or four-year institution, and they earned a total of \$1,094,152 in scholarships. Student achievement was also present in MCHS's academic extra-curricular activities. The Junior and Senior Beta Clubs had strong showings with students receiving several individual recognitions at their respective state conventions. The Mock Trial team had a strong showing in the Regional Competition, receiving praise for their overall performance, and with two students being recognized by the judges for their individual performances. The MCHS Student Council was honored as a Gold Honor Council, won Best Project Award, had one student inducted into the Terry A. McCoy Leadership Hall of Fame, and two of our students won Chair and Vice Chair.

MCHS is known for its strong athletic and fine arts programs. This year, almost every athletic team advanced to the state playoffs, and student athletes were chosen to participate in the North-South All Star game in football, soccer, baseball, and softball. Our football team made the playoffs for the sixth year in a row. Our cheerleaders competed for a state title. For the eighth year in a row, our archery team placed first in the state competition and qualified to compete at the national level in Kentucky. The band competed in the state marching competition and once again earned a Superior Rating. Our chorus students competed in many state activities, including the USC, Furman, Columbia College and Region Honor Choirs and All-State Chorus. Our art students also had an extraordinary year, with two students being selected to attend the Summer Academy at the Governor's School for the Arts and Humanities for visual art and drama.

We will continue to strive toward engaging our students and reaching for the stars. It is important that we continue to develop strategies that will improve student achievement and use rigorous assessments tied to state standards. We are most proud of the role that our school plays in the community and we appreciate the support we receive from parents and community members. We are also blessed with a dedicated faculty and staff, and through their diligent efforts, they continue to develop as leaders in our profession and foster improved student achievement at MCHS.

Chris Roberts, School Improvement Council Chair
Ray Cooper, Principal

EVALUATION RESULTS

	Teachers	Students*	Parents*
Number of surveys returned	43	143	12
Percent satisfied with learning environment	93.1%	81.1%	83.4%
Percent satisfied with social and physical environment	97.6%	80.3%	92.3%
Percent satisfied with school-home relations	83.7%	87.5%	53.9%

*Only eleventh grade students and their parents were included. For schools without grade eleven, only the highest grade was included.

Comprehensive detail, including definitions of ratings, performance criteria, and explanations of status, is available on www.ed.sc.gov and www.eoc.sc.gov as well as school and school district websites.

Printed versions are available from school districts upon request.

Abbreviations Key

N/A Not Applicable N/AV Not Available N/C Not Collected N/R Not Reported I/S Insufficient Sample TBD To be determined
NI Newly Identified CSI Continuing School Improvement CA Corrective Action RP Plan to Restructure R Restructure DELAY School Improvement Status HOLD School Improvement Status